



The Honorable
Felix P. Camacho
Governor


The Honorable
Michael W. Cruz, M.D.
Lieutenant Governor



Andrew S. Leon Guerrero
Director
Jesse G. Garcia
Deputy Director

October 27, 2010

The Honorable Speaker Judith T. Won Pat
I Mina' Trenta Na Liheslaturan Guahan
155 Hesler Place
Hagatna, Guam 96910



RECEIVED
DEPT OF ADMIN
OCT 29 PM 3:03
DIRECTOR'S OFFICE

Re: FY2010 Fourth Quarter Requirements - Prior Years' Obligation

Dear Madam Speaker Won Pat:


Buenas yan Hafa Adai! Transmitting herewith is the Department of Public Works' Prior Years' Obligation for FY2010 Fourth Quarter Reporting Requirements for the quarter ended September 30, 2010.

Please be advised that our Prior Years' Report does not include Solid Waste Management Division, which will be provided by the Receivership Gershman, Britner & Bratton, Inc. (GBB) as appointed by the U.S. District Court of Guam.

The Prior Years' Obligation Report can be reviewed on our website: www.dpw.guam.gov

Should you have any questions, please do not hesitate to contact Mrs. Arleen U. Pierce, Controller at 646-3154 or 646-3231.

Un Dangkulo na Si Yu'os Ma'ase!


Andrew S. Leon Guerrero
Director

Office of the Speaker
Judith T. Won Pat, Ed. D.
Date 10/29/10
Time 2:45
Received by [Signature]

Attachment: FY2010 4th Quarter Prior Years' Obligation Report

**Cc: Office of the Public Auditor, OPA
Bureau of Budget & Management Research, BBMR
Guam State Clearing House (Federal Funded Program Only)
Department of Administration**

RECEIVED
OCT 29 2010
Bureau of Budget and
Management Research



The Honorable
Felix P. Camacho
Governor

The Honorable
Michael W. Cruz, M.D.
Lieutenant Governor

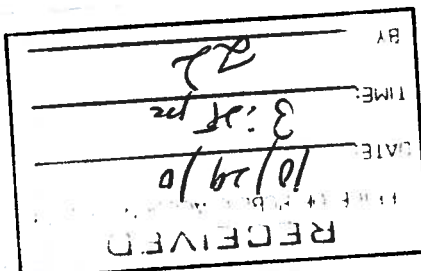


Andrew S. Leon Guerrero
Director

Jesse G. Garcia
Deputy Director

October 27, 2010

The Honorable Speaker Judith T. Won Pat
I Mina' Trenta Na Liheslaturan Guahan
155 Hesler Place
Hagatna, Guam 96910



RECEIVED
DEPT OF ADMIN
OCT 29 PM 3:03
DIRECTOR'S OFFICE

Re: FY2010 Fourth Quarter Requirements -Capital Projects Reports for the Limited Obligation Highway Fund and the Limited Obligations Infrastructure Fund

Dear Madam Speaker Won Pat:

Buenas yan Hafa Adai! Transmitting herewith is the Department of Public Works' Capital Projects Report- Limited Obligation Highway Fund and the Limited Obligation Infrastructure Fund for FY2010 Fourth Quarter ended September 30, 2010.

The Financial Report can be reviewed on our website: www.dpw.guam.gov

Should you have any questions, please do not hesitate to contact Mrs. Arleen U. Pierce, Controller at 646-3154 or 646-3231.

Un Dangkulo na Si Yu'os Ma'ase!

ASL
Andrew S. Leon Guerrero
Director

RECEIVED
OCT 29 2010
Bureau of Budget and
Management Research

Attachment: FY2010 Financial Report

Cc: Office of the Public Auditor, OPA
Bureau of Budget & Management Research, BBMR
Guam State Clearing House (Federal Funded Program Only)
Department of Administration

Office of the Speaker
Judith T. Won Pat, Ed. D.
Date 10/29/10
Time 2:45
Received by AW



The Honorable
Felix P. Camacho
Governor

The Honorable
Michael W. Cruz, M.D.
Lieutenant Governor



Andrew S. Leon Guerrero
Director
Jesse G. Garcia
Deputy Director

October 27, 2010

The Honorable Speaker Judith T. Won Pat
I Mina' Trenta Na Liheslaturan Guahan
155 Hesler Place
Hagatna, Guam 96910

Subject: Capital Projects Fund - Limited Obligation Highway Bond Fund - Island wide Pothole Repair & Village Street Restoration Project - Expenditure report for the period ended September 30, 2010

RECEIVED
DEPT OF ADMIN
2010 OCT 29 PM 3
DIRECTOR'S OFFICE

Dear Madam Speaker Won Pat:

Buenas yan Hafa Adai!

Transmittal herewith is the Department of Public Work's Island wide Pothole and Village Street Restoration Project Cost Summary listing. Phase I of this project is to obligate the amount of **\$24,042,000** from the Capital Projects Fund of the Limited Obligation Highway Bond Fund. The projected cost for the major project are: for pothole repairs with an amount not to exceed **\$5.3** million and for road repair and restoration projects (for the remainder balance) and not to exceed **\$18.6** million. Actual Cost to date as of June 30, 2010, aggregate to **\$22.4** million, with Potholes amounting to **\$3.7** million and the Village Street Restorations amounting to **\$18.6** million respectively. Listed below is an Executive Summary of the actual costs to date for these respective projects.

Pothole Repairs Primary Roads (Summary of major Accounts / Projects):

Project Names	Year to Date Expenditures / Actual Costs
Southern Region	\$ 785,156
Northern Region	\$2,980,252
Total Pothole Repairs	<u>\$3,765,408</u>

RECEIVED
OCT 29 2010
Bureau of Budget and
Management Research

RECEIVED
OFFICE OF PUBLIC ACCOUNTABILITY
DATE: 10/29/10
TIME: 3:25 pm
BY: [Signature]

Office of the Speaker
Judith T. Won Pat, Ed. D.
Date: 10/29/10
Time: 2:45
Received by: JW



The Honorable
Relix P. Camacho
Governor

The Honorable
Michael W. Cruz, M.D.
Lieutenant Governor



Andrew S. Leon Guerrero
Director
Jesse G. Garcia
Deputy Director

October 27, 2010

The Honorable Speaker Judith T. Won Pat
I Mina' Trenta Na Liheslaturan Guahan
155 Hesler Place
Hagatna, Guam 96910



**GUAM STATE
CLEARINGHOUSE**

~~APR 1 2004~~
OCT 29 2010 AC

Notice: Receipt of this document
"DOES NOT" imply that
all submission requirements
have been met.

Re: FY2010 Fourth Quarter Reporting Requirements - Staffing Pattern

Dear Madam Speaker Won Pat:

Buenas yan Hafa Adai! Transmitting herewith is the Department of Public Works' Staffing Pattern for FY2010 Fourth Quarter Reporting Requirement for the quarter ended September 30, 2010.

Please be advised that our Staffing Pattern does not include the Solid Waste Management Division, which will be provided by the Receivership Gershman, Britner & Bratton, Inc. (GBB) as appointed by the U.S. District Court of Guam.

The Staffing Pattern can be reviewed on our website at: www.dpw.guam.gov

Should you have any questions, please do not hesitate to contact Mrs. Arleen U. Pierce, Controller at 646-3154 or 646-3231.

Un Dangkulo na Si Yu'os Ma'ase!

For

Andrew S. Leon Guerrero
Director

Office of the Speaker
Judith T. Won Pat, Ed. D.
Date 10/29/10
Time 2:45
Received by [Signature]

RECEIVED
DEPT OF ADMIN
OCT 29 PM 2:03
DIRECTOR'S OFFICE
RECEIVED
OCT 29 2010
Bureau of Budget and
Management Research

Attachment: FY2010 Staffing Pattern

**Cc: Office of the Public Auditor, OPA
Bureau of Budget & Management Research, BBMR
Guam State Clearing House (Federal Funded Program Only)
Department of Administration**



The Honorable
Felix P. Camacho
Governor


The Honorable
Michael W. Cruz, M.D.
Lieutenant Governor



Andrew S. Leon Guerrero
Director
Jesse G. Garcia
Deputy Director

October 27, 2010

The Honorable Speaker Judith T. Won Pat
I Mina' Trenta Na Liheslaturan Guahan
155 Hesler Place
Hagatna, Guam 96910



Re: FY2010 Fourth Quarter Requirements - Financial Report

Dear Madam Speaker Won Pat:

Buenas yan Hafa Adai! Transmitting herewith is the Department of Public Works' Financial Report for FY2010 Fourth Quarter Reporting Requirements for the quarter ended September 30, 2010.

Please be advised that our Financial Report does not include Solid Waste Management Division, which will be provided by the Receivership Gershman, Britner & Bratton, Inc. (GBB) as appointed by the U.S. District Court of Guam.

The Financial Report can be reviewed on our website: www.dpw.guam.gov

Should you have any questions, please do not hesitate to contact Mrs. Arleen U. Pierce, Controller at 646-3154 or 646-3231.

Un Dangkulo na Si Yu'os Ma'ase!

for

Andrew S. Leon Guerrero
Director



GUAM STATE
CLEARINGHOUSE

APR 1 2004
OCT 29 2010

Notice: Receipt of this document
"DOES NOT" imply that
all submission requirements
have been met.

RECEIVED
DEPT OF ADMIN
OCT 29 PM 3:03

Attachment: FY2010 Financial Report

Cc: Office of the Public Auditor, OPA
Bureau of Budget & Management Research, BBMR
Guam State Clearing House (Federal Funded Program Only)
Department of Administration

RECEIVED
OCT 29 2010
Bureau of Budget and
Management Research

Office of the Speaker
Judith T. Won Pat, Ed. D.
Date 10/29/10
Time 2:45
Received by AW



The Honorable
Felix P. Camacho
Governor


The Honorable
Michael W. Cruz, M.D.
Lieutenant Governor



Andrew S. Leon Guerrero
Director
Jesse G. Garcia
Deputy Director

October 27, 2010

The Honorable Speaker Judith T. Won Pat
I Mina' Trenta Na Liheslaturan Guahan
155 Hesler Place
Hagatna, Guam 96910



RECEIVED
DEPT OF ADMIN
2010 OCT 29 PM 3:03
DIRECTOR'S OFFICE

Re: **FY2010 Fourth Quarter Requirements - Summary of Revenues Generated by DPW**

Dear Madam Speaker Won Pat:

Buenas yan Hafa Adai! Transmitting herewith is the Department of Public Works' Summary of Revenues Generated by DPW for FY2010 Fourth Quarter Reporting Requirements for the quarter ended September 30, 2010.

Please be advised that our Revenue Report does not include fees generated from Solid Waste Management Division, which will be provided by the Receivership Gershman, Britner & Bratton, Inc. (GBB) as appointed by the U.S. District Court of Guam.

The Financial Report can be reviewed on our website: www.dpw.guam.gov

Should you have any questions, please do not hesitate to contact Mrs. Arleen U. Pierce, Controller at 646-3154 or 646-3231.

Un Dangkulo na Si Yu'os Ma'ase!

Andrew S. Leon Guerrero
Director

RECEIVED
OCT 29 2010
Bureau of Budget and
Management Research

Attachment: **FY2010 Financial Report**

Cc: **Office of the Public Auditor, OPA**
Bureau of Budget & Management Research, BBMR
Guam State Clearing House (Federal Funded Program Only)
Department of Administration

Office of the Speaker
Judith T. Won Pat, Ed. D.
Date 10/29/10
Time 2:45
Received by AR



The Honorable
Felix P. Camacho
Governor

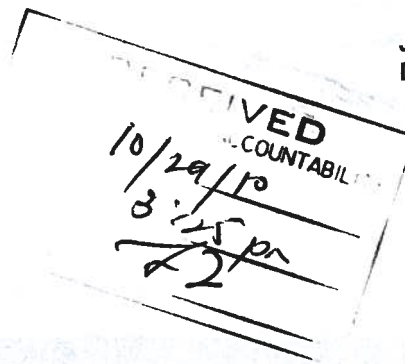
The Honorable
Michael W. Cruz, M.D.
Lieutenant Governor



Andrew S. Leon Guerrero
Director
Jesse G. Garcia
Deputy Director

October 27, 2010

The Honorable Speaker Judith T. Won Pat
I Mina' Trenta Na Liheslaturan Guahan
155 Hesler Place
Hagatna, Guam 96910



RECEIVED
DEPT OF ADMIN
OCT 29 PM 3:03
DIRECTOR'S OFFICE

Re: FY2010 Fourth Quarter Requirements - Schedule of Cost Pool Accounts

Dear Madam Speaker Won Pat:

Buenas yan Hafa Adai! Transmitting herewith is the Department of Public Works' Schedule of Cost Pool Accounts for FY2010 Fourth Quarter Reporting Requirement for the quarter ended September 30, 2010.

The Financial Report can be reviewed on our website: www.dpw.guam.gov

Should you have any questions, please do not hesitate to contact Mrs. Arleen U. Pierce, Controller at 646-3154 or 646-3231.

Un Dangkulo na Si Yu'os Ma'ase!

for
Andrew S. Leon Guerrero
Director

Attachment: FY2010 Financial Report

RECEIVED
OCT 29 2010
Bureau of Budget and
Management Research

**Cc: Office of the Public Auditor, OPA
Bureau of Budget & Management Research, BBMR
Guam State Clearing House (Federal Funded Program Only)
Department of Administration**

Office of the Speaker
Judith T. Won Pat, Ed. D.
Date 10/29/10
Time 2:45
Received by [Signature]

Department/Agency Head Certification
as to the accuracy of information contained herein:

ANDREW S. LEON GUERRERO
Director

**DEPARTMENT OF PUBLIC WORKS
PRIOR YEAR OBLIGATION PAYMENTS
July 1, 2010 THRU September 30, 2010 - FY 2010 4th QUARTER REPORT**

Payee	Document No.	Account No.	Check No.	Date of Payment	Amount						Description
					111	112	113	230	240	Total:	
Director's Office											
National Office Supply	D101000-015	5100A101000GA001	0441695	08/26/10	-	-	-	-	367.56	367.56	Invoices for supplies exceeding purchase order amount.
Xerox Corporation	D101000-016	5100A101000GA001	0446386	09/22/10				337.79		337.79	Copy Overages for July-Sept '09.
Xerox Corporation	D101000-017	5100A101000GA001	0446386	09/22/10				6,213.27		6,213.27	Payment on copier machines for September 2007.
I Connect	D101000-018	5100A101000GA001	0446724	09/24/10				653.73		653.73	Radio Airtime Services (April-Sept '06).
IT&E Corporation	D101000-019	5100A101000GA001	0446800	09/24/10				27.19		27.19	Long Distance Services for June 2006.
Xerox Corporation	D101010-017	5100A101000GA001	0451126	10/18/10				58,700.00		58,700.00	(CIP's) Principal Balance (Buy Out)
Sub Total:		5100A101000GA001			-	-	-	65,931.98	367.56	66,299.54	
Bus Operations											
Triple J Express Tire & Lube	D101030-016	5100X951022RS012	0422017	05/12/10					13,356.00	13,356.00	Unpaid Invoice for Bus Tires
Peter John M. Duenas	Back-in Request	5100X951022RS012	0529626	09/24/10	17,822.40	-	4,899.37			22,721.77	CSC Stipulation of Settlement-Case No. 09-AA11T.
John M. Cruz	Back-in Request	5100X951022RS012	0529507	09/24/10	263.20	-	3.82			267.02	CSC Stipulation of Settlement-Case No. 0701-AA02.
Jesse V. Cruz	Back-in Request	5100X951022RS012	0529496	09/24/10	1,128.00	-	310.09			1,438.09	CSC Stipulation of Settlement-Case No. 09-AA01S.
Phillips & Bordallo, P.C.	D101030-037	5100X951022RS012	0445425	09/10/10				3,000.00		3,000.00	CSC Stipulation of Settlement-Case No. 0605-AA17 Attorney's Fee.
Sub Total:		5100X951022RS012			19,213.60	-	5,213.28	3,000.00	13,356.00	40,782.88	
CIP											
Josephine U. Torres		5208A101010SE208		07/30/10	6,180.48	-	1,699.02			7,879.50	Promised Compensation
Danilo R. Galiza		5208A101010SE208		07/30/10	1,985.43	-	508.76			2,494.19	Promised Compensation
Xerox Corporation		5208A101010SE208	0450715	10/08/10	-	-	-	9,303.67		9,303.67	FY08 Invoices/Buy Outs
Atkins Kroll		5208A101010SE208	0450685	10/08/10	-	-	-	328.56		328.56	Invoice 523393
Copy Express	D101010-019	5208A101010SE208	0450689	10/08/10				296.80		296.80	AG File No. 10.0163
Sub Total:		5208A101010SE208			8,165.91	-	2,207.78	9,929.03	-	20,302.72	
Building Maintenance											
Tsang Brothers Corp.	D101040-005	5208A101040SE208	0450712	10/08/10					66.50	66.50	Invoice 126700
Ten Tak Supply Co.	D101040-003	5208A101040SE208	0451194	10/20/10					308.55	308.55	Invoice R100135270
Sub Total:					-	-	-	-	375.05	375.05	
Grand Total:					\$ 27,379.51	\$ -	\$ 7,421.06	\$ 78,861.01	\$ 14,098.61	\$ 127,760.19	

For Government of Guam Contracts pursuant to PL 28-57
Government of Guam
(2010 4th Qtr) Contracts
(As of November 12, 2010)

DEPARTMENT OF PUBLIC WORKS

Vendor Name	Duration	Description	Contract Amount
AECOM PACIFIC, INC.	04/13/2010-09/30/2014	ROADWAY/BRIDGE DESIGN CONSULTANT SERVICE DATE APRIL 13,2010-SEPT 30,2014	200,000.00
AECOM PACIFIC, INC.	05/06/2010-09/30/2014	ROADWAY AND BRIDGE DESIGN CONSULTANT SERVICE DATE APRIL 20,2010-SEPT 30,2014	200,000.00
AECOM PACIFIC, INC.	09/29/2010-09/30/2011	TECHNICALSUPPORT SERVICES ISLANDWIDE SERVICE DATE SEPT 29,2010-SEPT 30,2011	625,000.00
ALPINE TECHNOLOGY CORPORATION	09/24/2009-09/30/2020	PROVISION EQUIPMENT,COMPUTER SOFTWARE SERVICE DATE AUG 19,2009-SEPT 30,2020	245,467.50
ASTORGA, CARMEN M.T.	05/03/2010-09/30/2020	ADM SERVICE SUPPORT	52,100.00
ATTY GEN'S OFF - GENERAL	01/15/2009-09/30/2009	MOA LEGAL SVC FEDERAL AID HIGHWAY GRANTS SERVICE DATE JAN 15,2009 TO SEPT 30,2013	300,000.00
BEJESS ENTERPRISES INC	06/25/2009-09/30/2014		796,600.00
BLACK CONSTRUCTION CO	05/27/2003-09/30/2003	AMENDMENT # 4 PROJECT # GU-NH-1000(002)	694,000.00
BLACK CONSTRUCTION CO	07/13/2006-09/30/2007	COMPLETION OF TRAFFIC MANAGEMENT CENTER PROJECT #GU-NH-1000(016)	728,000.00
BLACK CONSTRUCTION CO	02/18/2010-09/30/2012	LAYON LANDFILL ENTRANCE AREA FACILITIES SERVICE DATE FEB 18,2010 TO SEPT 30,2020	20,477,000.00
BLACK CONSTRUCTION CO	10/05/2010-09/30/2011	CHANGE ORDER#06-FOR THE DOORWAY REVISION TO RM102 OF THE GENERATOR/PUMP BUILDING	2,040.61
BLACK CONSTRUCTION CO	10/20/2010-09/30/2020	CHANGE ORDER#13 REVISED TRUCK SCALE	48,990.73
BROWN VENCE & ASSOCIATES, INC.	06/07/2006-09/30/2007	ADVISOR FOR CONSTRUCTION OF GUAM'S SOLID WASTE	250,000.00
CAPTAIN, HUTAPEA & ASSOCIATES	07/27/2010-09/30/2010	(CONDEMNATION CASE)NEW LAYON LANDFILL SERVICE DATE JULY 28,2010-SEPT 30,2020	27,950.00
CASTRO, JONATHAN M.	05/03/2010-09/30/2020	ADM SERVICE SUPPORT	44,900.00
CENTRAL FEDERAL LANDS HIGHWAY	01/18/2004-09/30/2004	TO ESTABLISH ROLES,RESPONSIBILITIES,AND PROCESURES AT WHICH WORK DONE BY CFLHD	50,000.00
CENTRAL FEDERAL LANDS HIGHWAY	07/12/2006-09/30/2009	1ST AMENDMENT REF:C040601480 DTD 1/18/04 SUPPORT AGREEMENT #X68040009 FOR FLH	300,000.00
CHI CONSTRUCTION INC	02/01/2010-09/30/2014	MASSO RIVER BRIDGE RESTORATION SERVICE DATE FEB 1,2010 TO SEPT 30,2010	220,000.00
CHI CONSTRUCTION INC	02/03/2010-09/30/2014	MASSO RIVER BRIDGE RESTORATION SERVICE DATE FEB 1,2010 TO SEPT 30,2010	110,000.00

COMPASS REAL ESTATE CONSULTING	07/28/2010-09/30/2020	(CONDEMNATION CASE)NEW LAYON LANDFILL SERVICE DATE JULY 20,2010-SEPT 30,2020	75,000.00
CORE TECH INTERNATIONAL	08/17/2009-05/31/2010	RT 11 SHORE PROTECTION CABRAS PITI,GUAM SERVICE DATE AUG 17,2009-MAY 31,2010	3,000,000.00
CORE TECH INTERNATIONAL	12/11/2009-09/30/2012	LAYON,INARAJAN ACCESS ROAD/SEWER SERVICE DATE DEC 11,2009-SEPT 30,2012	26,800,000.00
DEPARTMENT OF PUBLIC WORK	07/04/2010-09/30/2014	CONTRACT FOR ISLAND WIDE PROGRAM MANAGEMENT SERVICES	2,464,042.22
DEPARTMENT OF PUBLIC WORK	08/02/2010-08/31/2013	ENGAGE IN A COMPREHENSIVE HISTORIC PRESERVATION PROGM THAT PROMOTES THE USE	187,212.79
DUENAS, CAMACHO & ASSOCIATES	10/11/2002-09/30/2003	GUAM HIGHWAY MASTERPLAN UPDATE PROJECT NO: GU-NH-FY00(001)	400,000.00
DUENAS, CAMACHO & ASSOCIATES	05/18/2005-07/11/2005	ROUTE17 REHABILITATION & WIDENING (ROUTE5 TO ROUTE4)PROJECT NO.GUNH0017102	424,652.00
DUENAS, CAMACHO & ASSOCIATES	01/14/2008-09/30/2008		649,870.00
DUENAS, CAMACHO & ASSOCIATES	04/02/2008-09/30/2009	RT10A(AIRPORT RD/CHALAN PASAJEROS RECON) SERVICE DATE 3/26/2008 THRU 9/30/2009	239,351.00
DUENAS, CAMACHO & ASSOCIATES	09/03/2008-09/30/2009	BILE/PIGUA BRIDGES RECONSTRUCTION SERVICE DATE 03/26/08 THRU 09/30/2009	320,327.00
DUENAS, CAMACHO & ASSOCIATES	09/03/2008-09/30/2009	BILE/PIGUA BRIDGES RECONSTRUCTION SERVICE DATE 03/24/08 THRU 09/30/2009	121,527.00
DUENAS, CAMACHO & ASSOCIATES	10/19/2009-09/30/2011	AMEND#1-INCREASE FOR EXTEND SVC	576,223.00
DUENAS, CAMACHO & ASSOCIATES	10/20/2009-09/30/2011	AMENDMENT#1 ROUTE 17 PROJECT#GU-NH-0017 SERVICE DATE OCT 20,2009-SEPT 30,2011	160,534.00
DUENAS, CAMACHO & ASSOCIATES	03/01/2010-03/31/2011	TECHNICAL SUPPORT ISLANDWIDE INSPECTION SERVICE DATE MARCH 1,2010-MARCH 31,2011	200,000.00
DUENAS, CAMACHO & ASSOCIATES	04/13/2010-09/30/2014	ROADWAY/BRIDGE DESIGN CONSULTANT SERVICE DATE APRIL 13,2010-SEPT 30,2014	200,000.00
DUENAS, CAMACHO & ASSOCIATES	09/30/2010-09/30/2014	RT27 RECON/DRAINAGE FINEGAY(HARMON/TAM) SERVICE DATE APRIL 12,2010-SEPT 30,2014	434,577.00
E.M. CHEN & ASSOCIATES INC	03/20/2006-09/30/2014	ROUTE 14B (YPAO ROAD)RECONSTRUCTION AND WIDENING(ROUTE 1 TO ROUTE 14)	192,761.00
E.M. CHEN & ASSOCIATES INC	05/20/2009-09/30/2014	AMENDMENT#1 RT14B(YPAO RD)RECONSTRUCTION SERVICE DATE MAY 20,2009 TO SEPT 30,2014	109,995.00
E.M. CHEN & ASSOCIATES INC	07/02/2010-09/30/2014	AMEND#2 INCREASE RECON/WIDENING YPAO RD SERVICE DATE JULY 2,2010-SEPT 30,2014	34,616.00
EA ENGINEERING, SCIENCE	12/23/2009-12/23/2011	TECHNICAL ASSISTANCE RECEIVER-SW-09-05 SERVICE DATE DEC 23,2009-DEC 23,2011	857,750.00
EMPSO-ENGINEERING	08/29/2002-09/30/2003	ISLANDWIDE HIGHWAY HAZARD ELIMINATION, DESIGN/BUILD PROJ.#GU-NH-HE66(101)	44,872.00
GEO-ENGINEERING AND	01/06/2006-09/30/2007	MATERIAL SAMPLING & TESTING FATIMA ST RTE16-RTE1 (PROJECT#GUNH027A002)	150,000.00
GUAM CONSTRUCTION COMPANY	11/19/2009-11/30/2011	ROUTE 25 RECONSTRUCTION AND WIDENING SERVICE DATE NOV 19,2009-NOV 30,2010	450,099.00
GUAM CONSTRUCTION COMPANY	12/01/2009-11/30/2011	ROUTE 25 RECONSTRUCTION AND WIDENING SERVICE DATE NOV 19,2009-NOV 30,2010	6,336,901.00
HAWAIIAN ROCK	12/14/2004-	CHANGE ORDER NO. 1	53,690.20

PRODUCTS	09/30/2005		
HAWAIIAN ROCK PRODUCTS	01/04/2009-09/30/2009	CHANGE ORDER#3 SERVICE DATE DEC 29,2008 TO SEPT 30,2009	58,851.62
HAWAIIAN ROCK PRODUCTS	04/30/2009-10/31/2011	ROUTE 4 RESURFACING(MC DONALDS-ROUTE 10) SERVICE DATE APRIL 30,2009-JUNE 30,2010	14,900,495.00
HAWAIIAN ROCK PRODUCTS	05/07/2010-10/31/2011	CHANGE ORDER#1 INCREASE SERVICE DATE APRIL 29,2010-AUG 31,2011	171,147.00
HAWAIIAN ROCK PRODUCTS	08/16/2010-10/31/2011	CHANGE ORDER#4-INCREASE CONTRACT BALANCE	1,192,695.00
HIGHWAY SAFETY SERVICES, LLC	11/30/2009-06/30/2010	ISLANDWIDE SCHOOL ZONE SIGNS SERVICE DATE NOV 30,2009-JUNE 30,2010	258,595.00
HIGHWAY SAFETY SERVICES, LLC	12/11/2009-09/30/2010	CHANGE ORDER#1 INCREASE PHASEII SERVICE DATE DEC 11,2009-SEPT 30,2010	451,125.45
HNC ARCHITECT INC	10/01/1999-12/30/2002	DESIGN OF TUMON POLICE PRECINCT FACILITY	53,000.00
HUBTEC INTERNATIONAL CORP.	01/07/2010-09/30/2010	ROUTE 2 CULVERTS AND SLIDE REPAIR SERVICE DATE JAN 7,2010 TO SEPT 30,2010	1,582,000.00
HUBTEC INTERNATIONAL CORP.	01/07/2010-09/30/2010	ROUTE 2 CULVERTS AND SLIDE REPAIR SERVICE DATE JAN 7,2010 TO SEPT 30,2010	253,040.00
IBANEZ, LINDA J.	10/20/2010-09/30/2011	SERVICES RENDERED(DTD:10/01/10-09/30/11)	96,600.00
INT'L BRIDGE CORP/NIPPO HODO	05/28/2004-09/30/2004	2ND AMENDMENT ROUTE 4 RECONSTRUCTION AND WIDENING	208,862.30
INT'L BRIDGE CORP/NIPPO HODO	04/18/2005-09/30/2005	CHANGE ORDER NO.4 ROUTE4 RECONSTRUCTION AND WIDENING PROJECT NO. GU-NH-004(101)	132,143.86
INTERNATIONAL BRIDGE CORP.	09/30/2009-09/30/2014	ROUTE 15 RESTORATION(TON ROBIT STREET) SERVICE DATE OCT 5,2009-SEPT 30,2014	942,678.00
JESS T LIZAMA & ASSOCIATES,INC	12/29/2006-09/30/2007	AGREEMENT DEVELOPMENT & DESIGN OF HOUSEHOLD HAZARDOUS WASTE COLLECTION	134,274.00
JM ROBERTSON INC. DBA AMORIENT	09/29/2010-09/30/2011	TECH SUPP ISLWIDE CONSTRU MANAGEMENT SVR SERVICE DATE SEPT 29,2010-SEPT 30,2011	625,000.00
JUAN C TENORIO, P.C.	04/29/2002-09/30/2003	ENG SVCS: PROJ#GU-NH-0001(113), DRAINAGE DISPOSAL SYS FOR ROUTE 1(RTE 10A-RTE 16)	145,200.00
JUAN C TENORIO, P.C.	08/29/2002-09/30/2003	ROUTE 26, TRAFFIC SIGNAL INSTALLATION AT RTE.26/RTE/ 25 INTERSECTION	35,000.00
JUAN C TENORIO, P.C.	08/29/2002-09/30/2003	ROUTE 3 REHAB. AND WIDENING (ROUTE28 TO RTE.9) DESIGN/BUILD PROJ.#GU-NH-0003(103	75,000.00
KINDEN CORPORATION	01/15/2009-12/31/2010	RT1 SKATE PARK BARRIER SIGNALIZA(DEDEDO) SERVICE DATE JAN 15,09 TO SEPT 30,2010	538,882.00
KINDEN CORPORATION	01/15/2009-09/30/2011	ISLANDWIDE LED SIGNAL UPGRADE PROJECT SERVICE DATE JAN 15,2009 TO SEPT 30,2009	726,100.00
KINDEN CORPORATION	08/17/2009-09/30/2011	TRAFFIC SIGNAL TIMING:GPS CLOCKS & LOOPS SERVICE DATE AUG 17,2009 TO DEC 31,2009	92,275.00
KINDEN CORPORATION	09/28/2009-09/30/2014	INTERSECTION SIGNALIZATION PROJECT SERVICE DATE OCT 05,2009-SEPT 30,2014	4,502,542.33
LEDGE LIGHT TECHNOLOGIES INC.	01/03/2010-09/30/2010	AMEND#4 ISLANDWIDE TRAFFIC SAFETY SYSTEM SERVICE DATE JAN 3,2010 TO SEPT 30,2010	277,800.00
LEDGE LIGHT TECHNOLOGIES INC.	07/20/2010-09/30/2010	AMEND#6 ISLANDWIDE TRAFFIC SAFETY SYSTEM SERVICE DATE JULY 20,2010-SEPT 30,2010	136,000.00
LEDGE LIGHT TECHNOLOGIES INC.	09/30/2010-09/30/2010	AMEND#7 INCREASE ISLANDWIDE TRAFFIC	500,000.00

MACTEC ENGINEERING AND	05/06/2010-09/30/2014	ROADWAY AND BRIDGE DESIGN CONSULTANT SERVICE DATE MARCH 1,2010-SEPT 30,2014	200,000.00
MAEDA PACIFIC CORPORATION	01/25/2006-09/30/2007	RTE3 RECONSTRUCTION AND WIDENING (RTE28-RTE9) Y-SENGSONG ROAD	5,840,000.00
MAEDA PACIFIC CORPORATION	03/30/2006-09/30/2015	RECONSTRUCTION PF PALE SAN VITORES ROAD TUMON-TAMUNING	2,000,000.00
MAEDA PACIFIC CORPORATION	11/17/2006-09/30/2007	CHANGE ORDER#2 RT27A(FATIMA STREET) RECONSTRUCTION/WIDENING RT16 TO RT1	21,560.00
MAEDA PACIFIC CORPORATION	09/29/2009-09/30/2020	CHANGE ORDER#2 ROCK EXCAVATION SERVICE DATE SEPT 30,2009- SEPT 30,2020	462,000.00
MAEDA PACIFIC CORPORATION	12/09/2009-12/15/2009	CHANGE IN WORK TEMPORARY ACCESS ROAD SERVICE DATE DEC 09,2009-DEC 15,2009	141,060.00
MAEDA PACIFIC CORPORATION	02/03/2010-02/28/2012	INTERSECTION TRAFFIC SIGNAL UPGRADE SERVICE DATE JULY 29,2009-SEPT 30,2010	1,448,000.00
MAEDA PACIFIC CORPORATION	04/30/2010-09/30/2020	CHANGE ORDER INCREASE/EXTENSION SERVICE DATE APRIL 30,2010-SEPT 30,2020	1,027,114.00
MAEDA PACIFIC CORPORATION	07/04/2010-04/30/2012	CHANGE ORDER#3-EXTEND SERVICE DATE & CONTRACT AMOUNT	16,841.16
MAEDA PACIFIC CORPORATION	07/07/2010-09/30/2020	AMEND#5 INCREASE ACCESS RD F-MONITR WELL SERVICE DATE JULY 7,2010 TO SEPT 30,2020	17,965.50
MAEDA PACIFIC CORPORATION	07/07/2010-09/30/2020	AMEND#6 INCREASE DRAINAGE FACILITIES SERVICE DATE JULY 7,2010 TO SEPT 30,2020	61,706.00
MASOUD AND COMPANY	11/16/2005-09/30/2007	RT2 AGAT-UMATAC ROAD PROJECT NO. GQ-ER-0002(102) LANDSLIDE RESTORATION	153,700.00
MASOUD AND COMPANY	09/28/2006-09/30/2007	CHANGE ORDER#1 ROUTE 2(AGAT/UMATAC ROAD LANDSLIDE RESTORATION	141,000.00
MICRONESIAN APPRAISAL	07/28/2010-09/30/2020	(CONDEMNATION CASE)NEW LAYON LANDFILL SERVICE DATE JULY 28,2010-SEPT 30,2020	50,000.00
N C MACARIO & ASSOCIATES	09/29/2010-09/30/2011	TECHNICAL SUPPORT SERVICES ISLANDWIDE SERVICE DATE SEPT 29,2010-SEPT 30,2011	625,000.00
N C MACARIO & ASSOCIATES	10/01/2010-02/28/2011	INARAJAN,GUAM NORTH LEG(AS-MISA)BRIDGE SERVICE DATE OCT 1,2010-FEB 28,2011	221,325.77
NIPPO CORPORATION	12/18/2008-09/30/2010	ISLANDWIDE PAVEMENT MARKING SERVICE DATE DEC 18,2008-SEPT 30,2010	1,625,300.00
NIPPO CORPORATION	07/05/2009-09/30/2014	ISLANDWIDE GUARDRAIL REPLACEMENT PROJECT#GU-NH-HE66(102)	3,497,000.00
NIPPO CORPORATION	11/13/2009-11/30/2010	RT4 WIDENING(YLIG BRIDGE-PAGO BAY/RT17) SERVICE DATE NOV 13,2009 TO NOV 30,2010	3,372,500.00
NIPPO CORPORATION	11/13/2009-11/30/2010	RT4 WIDENING(YLIG BRIDGE-PAGO BAY/RT 17) SERVICE DATE NOV 13,09 TO NOV 30,2010	477,500.00
NIPPO CORPORATION	01/04/2010-09/30/2010	CHG ORDER#2 ISLANDWIDE PAVEMENT MARKING SERVICE DATE JAN 04,2010 TO SEPT 30,2010	226,880.60
PACIFIC SOILS ENGINEERING	03/07/2002-09/30/2002	AMEND-FY2002: PROJ#GU-NH-0001(113) RTE 1 RECONSTR & WIDENING, PHASE I (RTE 10A)	40,000.00
PARSON'S BRINCKERHOFF INTL INC	10/28/2008-09/30/2011	CHANGE ORDER#3 DYNASMART MODEL DEVELOPME TASK ORDER#1A SVC DATE 10/28/08-1/31/09	185,787.00
PARSON'S BRINCKERHOFF INTL INC	03/17/2009-09/30/2011	AMEND#9 TASK ORDER PB2 #GUNH-IPMS(002) SERVICE DATE FEB 02,2009 TO FEB 02,2010	9,402,183.00
PARSON'S	04/09/2009-	AMEND#8 ISLANDWIDE PROGRAM SERVICE DATE	10,948,998.00

BRINCKERHOFF INTL INC	09/30/2011	MARCH 18,2009-SEPT 30,2011	
PARSONS TRANSPORTATION GRP INC	03/03/2008-09/30/2011	4TH AMEND ISLANDWIDE PROGRAM TASK#PTG1 SERVICE DATE MARCH 3,08 THRU FEB 22,2009	6,372,969.00
PARSONS TRANSPORTATION GRP INC	05/22/2008-09/30/2011	TASK ORDER#PTG4-ISLANDWIDE MANAGEMENT SERVICES	455,038.00
PARSONS TRANSPORTATION GRP INC	07/02/2010-09/30/2014	AMEND#4 ISLANDWIDE MANAGEMENT PROGRAM SERVICE DATE JULY 02,2010-SEPT 30,2014	7,055,733.12
PARSONS TRANSPORTATION GRP INC	07/02/2010-09/30/2014	AMEND#4 ISLANDWIDE MANAGEMENT PROGRAM SERVICE DATE JULY 02,2010-SEPT 30,2014	100,000.00
PARSONS TRANSPORTATION GRP INC	07/02/2010-09/30/2014	AMEND#4 ISLANDWIDE MANAGEMENT PROGRAM SERVICE DATE JULY 02,2010-SEPT 30,2014	900,000.00
PB AMERICAS, INC.	07/29/2010-11/27/2011	CHANGE ORDER#1-ISLANDWIDE PROGRAM MANAGEMENT SERVICES (GU-NH-IPMS(002)	5,952,405.00
PHOENIX PACIFIC (GUAM) INC	06/23/2008-09/30/2008	CHANGE ORDER#1-EXTEND SERVICE & INCREASE CONTRACT AMOUNT	12,966.41
PREMIER INTERNATIONAL INC.	12/28/2007-09/30/2008	INST TYPHOON SHUTTERS(INARAJAN)SCHOOL SERVICE DATE OCT 1,07 THRU SEPT 30,08	5,399.62
REX INTERNATIONAL INC	06/29/2010-02/28/2011	RT6A(MURRAY RD)EMBANKMENT RESTORATION SERVICE DATE JUNE 29,2010 TO FEB 28,2011	312,275.00
SERISOLA & ASSOCIATES, INC	10/05/2009-06/21/2014	AMEND#1 RECONSTRUCTION/WIDENING RT1-RT15 SERVICE DATE OCT 5,2009-DEC 11,2011	205,850.40
SHAW ENVIRONMENTAL AND	01/15/2009-04/30/2010	CONSENT DECREE SOLID WASTE LANDFILL SERVICE DATE JAN 15,2009 TO DEC 31,2011	100,000.00
SHAW ENVIRONMENTAL AND	02/10/2010-02/10/2011	AMEND#3 CONSENT DECREE #DPW-SW-2006(003) SERVICE DATE FEB 10,2010 TO FEB 10,2011	40,000.00
SSFM INTERNATIONAL, INC.	04/13/2010-09/30/2014	ROADWAY AND BRIDGE DESIGN CONSULTANT SERVICE DATE APRIL 13,2010-SEPT 30,2014	200,000.00
SSFM INTERNATIONAL, INC.	05/06/2010-09/30/2014	ROADWAY AND BRIDGE DESIGN CONSULTANT SERVICE DATE MAY 6,2010-SEPT 30,2014	200,000.00
SSFM INTERNATIONAL, INC.	09/29/2010-09/30/2011	TECHNICAL SUPPORT SERVICES ISLANDWIDE SERVICE DATE SEPT 29,2010-SEPT 30,2011	625,000.00
SUMITOMO CONST CO LTD	01/04/2010-09/30/2010	ROUTE 14 RESURFACING SERVICE DATE JAN 4,2010 TO SEPT 30,2010	9,227,465.00
SUMITOMO CONST CO LTD	06/21/2010-04/30/2011	RT17 RECONST/WIDENING ROUTE4 TO ROUTE4A SERVICE DATE JUNE 21,2010-APRIL 30,2011	5,200,000.00
SUMITOMO CONST CO LTD	06/21/2010-04/30/2011	RT17 RECONST/WIDENING ROUTE4 TO ROUTE4A SERVICE DATE JUNE 21,2010-APRIL 30,2011	219,932.50
TELEGUAM HOLDINGS, LLC	06/23/2003-09/30/2005	MOU DPE/GTA ROUTE4 RECONST. & WIDENING YONA TO YLIG BRIDGE PJ#GU-NH-0004	795,928.00
TG ENGINEERS, PC	05/25/2006-09/30/2006	ORDOT DUMP CLOSURE	79,496.00
TG ENGINEERS, PC	06/12/2006-12/31/2011	1ST AMENDMENT RT25 & RT26 TO NEW BELLO ROAD	77,936.00
TG ENGINEERS, PC	06/13/2006-09/30/2011	3RD AMENDMENT NEW SOLID WASTE LANDFILL	1,562,096.00
TG ENGINEERS, PC	07/31/2006-	AMEND #4 RIGHT-OF-WAY/ACCESS ROAD NEW	64,968.00

	09/30/2011	MUNICIPAL SOLID WASTE LANDFILL	
TG ENGINEERS, PC	09/13/2006-09/30/2007	AMENDMENT#5 NEW MUNICIPAL SOLID WASTE LANDFILL FIELDWORK MODEL/REPORT	1,500,000.00
TG ENGINEERS, PC	03/27/2007-09/30/2011	ENVIRONMENTAL & ENGINEERING SVC FOR THE DESIGN OF NEW SOLID WASTE LANDFILL	790,348.00
TG ENGINEERS, PC	12/31/2008-09/30/2009	AMEND#8 SOLID WASTE LANDFILL LEACHATE SERVICE DATE DEC 31,2008-SEPT 30,2009	276,847.00
TG ENGINEERS, PC	08/11/2009-09/30/2009	AMENDMENT#11 NEW SOLID WASTE LANDFILL	133,000.00
TG ENGINEERS, PC	10/19/2009-12/31/2011	ROUTE 29 RECONSTRUCTION/WIDENING SERVICE DATE OCT 19,2009-DEC 31,2011	498,652.00
TG ENGINEERS, PC	07/07/2010-09/30/2020	AMEND#12 CONSENT DECREE ADDITIONAL COST SERVICE DATE MARCH 1,2010-SEPT 30,2020	402,560.00
TG ENGINEERS, PC	10/01/2010-09/30/2011	TECHNICAL SUPPORT SERVICES ISLANDWIDE SERVICE DATE SEPT 29,2010-SEPT 30,2011	625,000.00
UNIVERSITY OF GUAM	08/20/2010-09/30/2011	TECHNICAL SUPPORT SERVICES ISLANDWIDE ARCHAEOLOGICAL	200,000.00
US ARMY CORPS OF ENGINEERS	05/09/2003-09/30/2003	VARIOUS SHORELINE PROTECTION PROJECTS	1,695,000.00
US ARMY CORPS OF ENGINEERS	05/09/2003-09/30/2003	VARIOUS SHORELINE PROTECTION PROJECTS	1,647,000.00
US ARMY CORPS OF ENGINEERS	01/20/2004-09/30/2004	RE CERTIFICATION OF FUNDS	12,000.00
WINZLER AND KELLY	07/03/2007-09/30/2008	1ST AMENDMENT DESIGN REPLACEMENT OF AGAFAYAN BRIDGE PROJECT#GQER0004/017/113	121,354.73
WINZLER AND KELLY	02/04/2010-09/30/2013	CONSTRUCTION MANAGEMENT SERVICES SERVICE DATE FEB 4,2010 TO SEPT 30,2013	3,875,284.00
WINZLER AND KELLY	02/10/2010-12/31/2011	AMEND#2 INCREASE REPLACE AGFAYAN BRIDGE SERVICE DATE FEBUARY 10,2010-DEC 31,2011	234,940.38

DEPARTMENT OF PUBLIC WORKS TOTALS: 191,926,220.80

GRAND TOTAL: 191,926,220.80

OFB Departmental Funding/Expenditure Fact Sheet
General Fund Summary

Department/Agency: DEPARTMENT OF PUBLIC WORKS

Department/Agency Head Certification as to the accuracy of information contained herein:	
ANDREW S. LEON GUERRERO Director Name (Print)	
Signature	Date

		As of September 30, 2009						As of September 30, 2010								
		FY 2009						FY 2010								
		A	B	C	D	E	F	G	H	I	J	K	L	M	N	O
AS400 Account Code	Appropriation Classification	FY 2009 Appropriations P.L. 29-113	FY 2008 Authorized Lapse Carried Over/Continued into FY 2009	FY 2009 Governor's Transfer +/-	Total FY 2009 Spending Authorization (A)+(B)+(C)	FY 2009 Expenditures/ Encumbrances	FY 2009 Available Balance (D)-(E)	FY 2010 Appropriations PL 30-55	FY 2009 Authorized Lapse Carried Over/ Continued into FY 2010	FY 2010 Governor's Transfer +/-	Total FY 2010 Spending Authorized (G)+(H)+(I)	FY 2010 YTD Allotment	FY 2010 YTD Expenditures/ Encumbrances 1/	FY 2010 Projected Expenditures	FY 2010 Total Expenditures/ Encumbrances (L)+(M)	FY 2010 Available Projected Balance (J)-(N)
PERSONNEL SERVICES																
111	Regular Salaries/Increments	0	0	0	0	0	0	6,028,670	0	(136,453)	5,892,218	5,892,218	5,957,245	0	5,957,245	(65,027)
112	Overtime/Special Pay	0	0	0	0	0	0	0	0	0	0	0	0	0	0	0
113	Benefits	0	0	0	0	0	0	1,705,722	0	(25,557)	1,680,165	1,680,165	1,682,428	0	1,682,428	(2,263)
TOTAL PERSONNEL SERVICES		0	0	0	0	0	0	7,734,392	0	(162,010)	7,572,383	7,572,383	7,639,672	0	7,639,672	(67,290)
OPERATIONS																
220	TRAVEL- Off-Island/Local Mileage Reimbursements	0	0	0	0	0	0	0	0	0	0	0	0	0	0	0
230	CONTRACTUAL SERVICES:	0	0	0	0	0	0	209,856	0	868,228	1,195,699	1,184,451	281,651	437	282,088	913,611
233	OFFICE SPACE RENTAL:	0	0	0	0	0	0	0	0	0	0	0	0	0	0	0
240	SUPPLIES & MATERIALS:	0	0	0	0	0	0	987,157	0	(22,184)	964,973	935,358	908,927	0	908,927	56,046
250	EQUIPMENT:	0	0	0	0	0	0	7,660	0	0	7,660	7,660	7,156	0	7,156	504
271	Drug Testing Charges	0	0	0	0	0	0	13,328	0	0	13,328	12,928	2,525	0	2,525	10,803
280	SUB-RECIPIENT/SUBGRANT:	0	0	0	0	0	0	0	0	243,954	243,954	243,954	165,378	78,575	243,954	0
290	MISCELLANEOUS:	0	0	0	0	0	0	0	0	0	0	0	0	0	0	0
TOTAL OPERATIONS		0	0	0	0	0	0	1,218,001	0	1,089,997	2,425,613	2,384,351	1,365,638	79,012	1,444,650	980,963
UTILITIES																
361	Power	0	0	0	0	0	0	0	0	0	0	0	0	0	0	0
362	Water/Sewer	0	0	0	0	0	0	0	0	0	0	0	0	0	0	0
363	Telephone/Toll	0	0	0	0	0	0	12,700	0	43,300	56,000	55,619	45,950	0	45,950	10,050
TOTAL UTILITIES		0	0	0	0	0	0	12,700	0	43,300	56,000	55,619	45,950	0	45,950	10,050
701	INDIRECT COST	0	0	0	0	0	0	0	0	0	0	0	0	0	0	0
450	CAPITAL OUTLAY	0	0	0	0	0	0	0	0	0	0	0	0	0	0	0
TOTAL		0	0	0	0	0	0	8,965,093	0	971,288	10,053,996	10,012,352	9,051,261	79,012	9,130,273	923,723

		As of September 30, 2009						As of September 30, 2010								
FULL TIME EQUIVALENCIES (FTE's)		UNCLASSIFIED	CLASSIFIED	CONTRACT	OTHER			UNCLASSIFIED	CLASSIFIED	CONTRACT	OTHER					
FILLED/WARM BODIES		0	0	0	0			2	170	0	23					
VACANT (FUNDED)		0	0	0	0			1	0	0	0					
TOTAL FTE's		0	0	0	0			3	170	0	23					

1/ a) Indicate on a separate sheet, each amount expended for: 1) prior year obligation(s); 2) emergency authorization(s); 3) promised compensation/acting or detail pay
b) Attach AS400 print out used to determine the amounts reflected.

OFB Departmental Funding/Expenditure Fact Sheet
General Fund

Department/Agency: Department of Public Works
Division/Program: Director's Office
AS400 account number(s): 5100A101000GA001

Department/Agency Head Certification as to the accuracy of information contained herein:	
ANDREW S. LEON GUERRERO Director Name (Print)	
Signature	Date

		As of September 30, 2009						As of September 30, 2010								
		FY 2009						FY 2010								
		A	B	C	D	E	F	G	H	I	J	K	L	M	N	O
AS400 Account Code	Appropriation Classification	FY 2009 Appropriations P.L. 29-113	FY 2008 Authorized Lapse Carried Over/Continued into FY 2009	FY 2009 Governor's Transfer +/-	Total FY 2009 Spending Authorization (A)+(B)+(C)	FY 2009 Expenditures/ Encumbrances	FY 2009 Available Balance (D)-(E)	FY 2010 Appropriations PL 30-55	FY 2009 Authorized Lapse Carried Over/ Continued into FY 2010	FY 2010 Governor's Transfer +/-	Total FY 2010 Spending Authorized (G)+(H)+(I)	FY 2010 YTD Allotment	FY 2010 YTD Expenditures/ Encumbrances 1/	FY 2010 Projected Expenditures	FY 2010 Total Expenditures/ Encumbrances (L)+(M)	FY 2010 Available Projected Balance (J)-(N)
	PERSONNEL SERVICES															
111	Regular Salaries/Increments	0	0	0	0	0	0	1,133,869	0	(211,190)	922,679	922,679	921,685	0	921,685	994
112	Overtime/Special Pay	0	0	0	0	0	0	0	0	0	0	0	0	0	0	0
113	Benefits	0	0	0	0	0	0	385,905	0	(124,234)	261,671	261,671	262,195	0	262,195	(524)
	TOTAL PERSONNEL SERVICES	0	0	0	0	0	0	1,519,774	0	(335,424)	1,184,350	1,184,350	1,183,880	0	1,183,880	470
	OPERATIONS															
220	TRAVEL- Off-Island/Local Mileage Reimbursements	0	0	0	0	0	0	0	0	0	0	0	0	0	0	0
230	CONTRACTUAL SERVICES:	0	0	0	0	0	0	191,690	0	(32,549)	159,141	148,438	148,034	437	148,471	10,670
233	OFFICE SPACE RENTAL:	0	0	0	0	0	0	0	0	0	0	0	0	0	0	0
240	SUPPLIES & MATERIALS:	0	0	0	0	0	0	191,430	0	(97,710)	93,720	87,977	59,469	0	59,469	34,251
250	EQUIPMENT:	0	0	0	0	0	0	7,660	0	(260)	7,400	7,400	6,896	0	6,896	504
271	DRUG TESTING CHARGES	0	0	0	0	0	0	13,328	0	0	13,328	12,928	2,525	0	2,525	10,803
280	SUB-RECIPIENT/SUBGRANT:	0	0	0	0	0	0	0	0	0	0	0	0	0	0	0
290	MISCELLANEOUS:	0	0	0	0	0	0	0	0	0	0	0	0	0	0	0
	TOTAL OPERATIONS	0	0	0	0	0	0	404,108	0	(130,519)	273,589	256,743	216,924	437	217,361	56,228
	UTILITIES															
361	Power	0	0	0	0	0	0	0	0	0	0	0	0	0	0	0
362	Water/Sewer	0	0	0	0	0	0	0	0	0	0	0	0	0	0	0
363	Telephone/Toll	0	0	0	0	0	0	12,700	0	43,300	56,000	55,619	45,950	0	45,950	10,050
	TOTAL UTILITIES	0	0	0	0	0	0	12,700	0	43,300	56,000	55,619	45,950	0	45,950	10,050
701	INDIRECT COST	0	0	0	0	0	0	0	0	0	0	0	0	0	0	0
450	CAPITAL OUTLAY	0	0	0	0	0	0	0	0	0	0	0	0	0	0	0
	TOTAL	0	0	0	0	0	0	1,936,582	0	(422,643)	1,513,939	1,496,712	1,446,754	437	1,447,191	66,748

		As of September 30, 2009						As of September 30, 2010								
FULL TIME EQUIVALENCIES (FTE's)		UNCLASSIFIED	CLASSIFIED	CONTRACT	OTHER			UNCLASSIFIED	CLASSIFIED	CONTRACT	OTHER					
FILLED/WARM BODIES		0	0	0	0			2	18	0	0					
VACANT (FUNDED)		0	0	0	0			1	0	0	0					
TOTAL FTE's		0	0	0	0			3	18	0	0					

1/ a) Indicate on a separate sheet, each amount expended for: 1) prior year obligation(s); 2) emergency authorization(s); 3) promised compensation/acting or detail pay
b) Attach AS400 print out used to determine the amounts reflected.

OFB Departmental Funding/Expenditure Fact Sheet
General Fund

Department/Agency: Department of Public Works
Division/Program: Transportation Maintenance
AS400 account number(s): 5100A101020SE009

Department/Agency Head Certification as to the accuracy of information contained herein:	
ANDREW S. LEON GUERRERO Director Name (Print)	
Signature	Date

		As of September 30, 2009						As of September 30, 2010								
		FY 2009						FY 2010								
		A	B	C	D	E	F	G	H	I	J	K	L	M	N	O
AS400 Account Code	Appropriation Classification	FY 2009 Appropriations P.L. 29-113	FY 2008 Authorized Lapse Carried Over/Continued into FY 2009	FY 2009 Governor's Transfer +/-	Total FY 2009 Spending Authorization (A)+(B)+(C)	FY 2009 Expenditures/ Encumbrances	FY 2009 Available Balance (D)-(E)	FY 2010 Appropriations PL 30-55	FY 2009 Authorized Lapse Carried Over/ Continued into FY 2010	FY 2010 Governor's Transfer +/-	Total FY 2010 Spending Authorized (G)+(H)+(I)	FY 2010 YTD Allotment	FY 2010 YTD Expenditures/ Encumbrances 1/	FY 2010 Projected Expenditures	FY 2010 Total Expenditures/ Encumbrances (L)+(M)	FY 2010 Available Projected Balance (J)-(N)
PERSONNEL SERVICES																
111	Regular Salaries/Increments	0	0	0	0	0	0	564,699	0	22,420	587,119	587,119	586,313	0	586,313	806
112	Overtime/Special Pay	0	0	0	0	0	0	0	0	0	0	0	0	0	0	0
113	Benefits	0	0	0	0	0	0	149,282	0	11,364	160,646	160,646	161,578	0	161,578	(932)
	TOTAL PERSONNEL SERVICES	0	0	0	0	0	0	713,981	0	33,784	747,765	747,765	747,891	0	747,891	(126)
OPERATIONS																
220	TRAVEL- Off-Island/Local Mileage Reimbursements	0	0	0	0	0	0	0	0	0	0	0	0	0	0	0
230	CONTRACTUAL SERVICES:	0	0	0	0	0	0	3,605	0	1,071	4,676	4,568	4,529	0	4,529	147
233	OFFICE SPACE RENTAL:	0	0		0	0	0	0	0	0	0	0	0	0	0	0
240	SUPPLIES & MATERIALS:	0	0	0	0	0	0	11,000	0	2,778	13,778	13,448	12,341	0	12,341	1,437
250	EQUIPMENT:	0	0	0	0	0	0	0	0	260	260	260	260	0	260	0
271	DRUG TESTING CHARGES	0	0	0	0	0	0	0	0	0	0	0	0	0	0	0
280	SUB-RECIPIENT/SUBGRANT:	0	0	0	0	0	0	0	0	0	0	0	0	0	0	0
290	MISCELLANEOUS:	0	0	0	0	0	0	0	0	0	0	0	0	0	0	0
	TOTAL OPERATIONS	0	0	0	0	0	0	14,605	0	4,109	18,714	18,276	17,130	0	17,130	1,584
UTILITIES																
361	Power	0	0	0	0	0	0	0	0	0	0	0	0	0	0	0
362	Water/Sewer	0	0	0	0	0	0	0	0	0	0	0	0	0	0	0
363	Telephone/Toll	0	0	0	0	0	0	0	0	0	0	0	0	0	0	0
	TOTAL UTILITIES	0	0	0	0	0	0	0	0	0	0	0	0	0	0	0
701	INDIRECT COST	0	0	0	0	0	0	0	0	0	0	0	0	0	0	0
450	CAPITAL OUTLAY	0	0	0	0	0	0	0	0	0	0	0	0	0	0	0
	TOTAL	0	0	0	0	0	0	728,586	0	37,893	766,479	766,041	765,021	0	765,021	1,458

		As of September 30, 2009						As of September 30, 2010							
FULL TIME EQUIVALENCIES (FTE's)		UNCLASSIFIED	CLASSIFIED	CONTRACT	OTHER			UNCLASSIFIED	CLASSIFIED	CONTRACT	OTHER				
FILLED/WARM BODIES		0	0	0	0			0	18	0	0				
VACANT (FUNDED)		0	0	0	0			0	0	0	0				
TOTAL FTE's		0	0	0	0			0	18	0	0				

1/ a) Indicate on a separate sheet, each amount expended for: 1) prior year obligation(s); 2) emergency authorization(s); 3) promised compensation/acting or detail pay
b) Attach AS400 print out used to determine the amounts reflected.

OFB Departmental Funding/Expenditure Fact Sheet
General Fund

Department/Agency: Department of Public Works
Division/Program: Bus Operations
AS400 account number(s): 5100A101030SE016

Department/Agency Head Certification as to the accuracy of information contained herein:	
ANDREW S. LEON GUERRERO Director Name (Print)	
Signature	Date

		As of September 30, 2009						As of September 30, 2010								
		FY 2009						FY 2010								
		A	B	C	D	E	F	G	H	I	J	K	L	M	N	O
AS400 Account Code	Appropriation Classification	FY 2009 Appropriations P.L. 29-113	FY 2008 Authorized Lapse Carried Over/Continued into FY 2009	FY 2009 Governor's Transfer +/-	Total FY 2009 Spending Authorization (A)+(B)+(C)	FY 2009 Expenditures/ Encumbrances	FY 2009 Available Balance (D)-(E)	FY 2010 Appropriations PL 30-55	FY 2009 Authorized Lapse Carried Over/ Continued into FY 2010	FY 2010 Governor's Transfer +/-	Total FY 2010 Spending Authorization (G)+(H)+(I)	FY 2010 YTD Allotment	FY 2010 YTD Expenditures/ Encumbrances 1/	FY 2010 Projected Expenditures	FY 2010 Total Expenditures/ Encumbrances (L)+(M)	FY 2010 Available Projected Balance (J)-(N)
	PERSONNEL SERVICES															
111	Regular Salaries/Increments	0	0	0	0	0	0	4,330,102	0	52,318	4,382,420	4,382,420	4,449,247	0	4,449,247	(66,827)
112	Overtime/Special Pay	0	0	0	0	0	0	0	0	0	0	0	0	0	0	0
113	Benefits	0	0	0	0	0	0	1,170,535	0	87,313	1,257,848	1,257,848	1,258,654	0	1,258,654	(806)
	TOTAL PERSONNEL SERVICES	0	0	0	0	0	0	5,500,637	0	139,631	5,640,268	5,640,268	5,707,901	0	5,707,901	(67,634)
	OPERATIONS															
220	TRAVEL- Off-Island/Local Mileage Reimbursements	0	0	0	0	0	0	0	0	0	0	0	0	0	0	0
230	CONTRACTUAL SERVICES:	0	0	0	0	0	0	14,561	0	0	14,561	14,124	13,268	0	13,268	1,293
233	OFFICE SPACE RENTAL:	0	0	0	0	0	0	0	0	0	0	0	0	0	0	0
240	SUPPLIES & MATERIALS:	0	0	0	0	0	0	141,000	0	(252)	140,748	136,518	136,517	0	136,517	4,231
250	EQUIPMENT:	0	0	0	0	0	0	0	0	0	0	0	0	0	0	0
271	DRUG TESTING CHARGES	0	0	0	0	0	0	0	0	0	0	0	0	0	0	0
280	SUB-RECIPIENT/SUBGRANT:	0	0	0	0	0	0	0	0	0	0	0	0	0	0	0
290	MISCELLANEOUS:	0	0	0	0	0	0	0	0	0	0	0	0	0	0	0
	TOTAL OPERATIONS	0	0	0	0	0	0	155,561	0	(252)	155,309	150,642	149,785	0	149,785	5,524
	UTILITIES															
361	Power	0	0	0	0	0	0	0	0	0	0	0	0	0	0	0
362	Water/Sewer	0	0	0	0	0	0	0	0	0	0	0	0	0	0	0
363	Telephone/Toll	0	0	0	0	0	0	0	0	0	0	0	0	0	0	0
	TOTAL UTILITIES	0	0	0	0	0	0	0	0	0	0	0	0	0	0	0
701	INDIRECT COST	0	0	0	0	0	0	0	0	0	0	0	0	0	0	0
450	CAPITAL OUTLAY	0	0	0	0	0	0	0	0	0	0	0	0	0	0	0
	TOTAL	0	0	0	0	0	0	5,656,198	0	139,379	5,795,577	5,790,910	5,857,686	0	5,857,686	(62,110)
	As of September 30, 2009							As of September 30, 2010								
	FULL TIME EQUIVALENCIES (FTE's)	UNCLASSIFIED	CLASSIFIED	CONTRACT	OTHER			UNCLASSIFIED	CLASSIFIED	CONTRACT	OTHER (LTA)					
	FILLED/WARM BODIES	0	0	0	0			0	134	0	23					
	VACANT (FUNDED)	0	0	0	0			0	0	0	0					
	TOTAL FTE's	0	0	0	0			0	134	0	23					

1/ a) Indicate on a separate sheet, each amount expended for: 1) prior year obligation(s); 2) emergency authorization(s); 3) promised compensation/acting or detail pay
b) Attach AS400 print out used to determine the amounts reflected.

OFB Departmental Funding/Expenditure Fact Sheet
General Fund

Department/Agency: Department of Public Works
Division/Program: DPW Bus Operations Fuel
AS400 account number(s): 5100A101030SE001

Department/Agency Head Certification as to the accuracy of information contained herein:	
ANDREW S. LEON GUERRERO Director Name (Print)	
Signature	Date

		As of September 30, 2009						As of September 30, 2010								
		FY 2009						FY 2010								
		A	B	C	D	E	F	G	H	I	J	K	L	M	N	O
AS400 Account Code	Appropriation Classification	FY 2009 Appropriations P.L. 29-113	FY 2008 Authorized Lapse Carried Over/Continued into FY 2009	FY 2009 Governor's Transfer +/-	Total FY 2009 Spending Authorization (A)+(B)+(C)	FY 2009 Expenditures/ Encumbrances	FY 2009 Available Balance (D)-(E)	FY 2010 Appropriations PL 30-55	FY 2009 Authorized Lapse Carried Over/ Continued into FY 2010	FY 2010 Governor's Transfer +/-	Total FY 2010 Spending Authorized (G)+(H)+(I)	FY 2010 YTD Allotment	FY 2010 YTD Expenditures/ Encumbrances 1/	FY 2010 Projected Expenditures	FY 2010 Total Expenditures/ Encumbrances (L)+(M)	FY 2010 Available Projected Balance (J)-(N)
PERSONNEL SERVICES																
111	Regular Salaries/Increments	0	0	0	0	0	0	0	0	0	0	0	0	0	0	0
112	Overtime/Special Pay	0	0	0	0	0	0	0	0	0	0	0	0	0	0	0
113	Benefits	0	0	0	0	0	0	0	0	0	0	0	0	0	0	0
TOTAL PERSONNEL SERVICES		0	0	0	0	0	0	0	0	0	0	0	0	0	0	0
OPERATIONS																
220	TRAVEL- Off-Island/Local Mileage Reimbursements	0	0	0	0	0	0	0	0	0	0	0	0	0	0	0
230	CONTRACTUAL SERVICES:	0	0	0	0	0	0	0	0	0	0	0	0	0	0	0
233	OFFICE SPACE RENTAL:	0	0	0	0	0	0	0	0	0	0	0	0	0	0	0
240	SUPPLIES & MATERIALS:	0	0	0	0	0	0	643,727	0	73,000	716,727	697,415	700,600	0	700,600	16,127
250	EQUIPMENT:	0	0	0	0	0	0	0	0	0	0	0	0	0	0	0
271	DRUG TESTING CHARGES	0	0	0	0	0	0	0	0	0	0	0	0	0	0	0
280	SUB-RECIPIENT/SUBGRANT:	0	0	0	0	0	0	0	0	0	0	0	0	0	0	0
290	MISCELLANEOUS:	0	0	0	0	0	0	0	0	0	0	0	0	0	0	0
TOTAL OPERATIONS		0	0	0	0	0	0	643,727	0	73,000	716,727	697,415	700,600	0	700,600	16,127
UTILITIES																
361	Power	0	0	0	0	0	0	0	0	0	0	0	0	0	0	0
362	Water/Sewer	0	0	0	0	0	0	0	0	0	0	0	0	0	0	0
363	Telephone/Toll	0	0	0	0	0	0	0	0	0	0	0	0	0	0	0
TOTAL UTILITIES		0	0	0	0	0	0	0	0	0	0	0	0	0	0	0
701	INDIRECT COST	0	0	0	0	0	0	0	0	0	0	0	0	0	0	0
450	CAPITAL OUTLAY	0	0	0	0	0	0	0	0	0	0	0	0	0	0	0
TOTAL		0	0	0	0	0	0	643,727	0	73,000	716,727	697,415	700,600	0	700,600	16,127

		As of September 30, 2009						As of September 30, 2010							
FULL TIME EQUIVALENCIES (FTE's)		UNCLASSIFIED	CLASSIFIED	CONTRACT	OTHER			UNCLASSIFIED	CLASSIFIED	CONTRACT	OTHER				
FILLED/WARM BODIES		0	0	0	0			0	0	0	0				
VACANT (FUNDED)		0	0	0	0			0	0	0	0				
TOTAL FTE's		0	0	0	0			0	0	0	0				

1/ a) Indicate on a separate sheet, each amount expended for: 1) prior year obligation(s); 2) emergency authorization(s); 3) promised compensation/acting or detail pay
b) Attach AS400 print out used to determine the amounts reflected.

OFB Departmental Funding/Expenditure Fact Sheet
General Fund

Department/Agency: Department of Public Works
Division/Program: Division of Engineering - Local Emergency Generator Shelter
AS400 account number(s): 5100B101010MT950

Department/Agency Head Certification as to the accuracy of information contained herein:	
ANDREW S. LEON GUERRERO Director Name (Print)	
Signature	Date

		As of September 30, 2009						As of September 30, 2010									
		FY 2009						FY 2010									
		A	B	C	D	E	F	G	H	I	J	K	L	M	N	O	
AS400 Account Code	Appropriation Classification	FY 2009 Appropriations P.L. 29-113	FY 2008 Authorized Lapse Carried Over/Continued into FY 2009	FY 2009 Governor's Transfer +/-	Total FY 2009 Spending Authorization (A)+(B)+(C)	FY 2009 Expenditures/ Encumbrances	FY 2009 Available Balance (D)-(E)		FY 2010 Appropriations PL 30-55	FY 2009 Authorized Lapse Carried Over/ Continued into FY 2010	FY 2010 Governor's Transfer +/-	Total FY 2010 Spending Authorized (G)+(H)+(I)	FY 2010 YTD Allotment	FY 2010 YTD Expenditures/ Encumbrances 1/	FY 2010 Projected Expenditures	FY 2010 Total Expenditures/ Encumbrances (L)+(M)	FY 2010 Available Projected Balance (J)-(N)
		PERSONNEL SERVICES															
111	Regular Salaries/Increments	0	0	0	0	0	0		0	0	0	0	0	0	0	0	0
112	Overtime/Special Pay	0	0	0	0	0	0		0	0	0	0	0	0	0	0	0
113	Benefits	0	0	0	0	0	0		0	0	0	0	0	0	0	0	0
TOTAL PERSONNEL SERVICES		0	0	0	0	0	0		0	0	0	0	0	0	0	0	0
		OPERATIONS															
220	TRAVEL- Off-Island/Local Mileage Reimbursements	0	0	0	0	0	0		0	0	0	0	0	0	0	0	0
230	CONTRACTUAL SERVICES:	0	0	0	0	0	0		0	0	0	0	0	0	0	0	0
233	OFFICE SPACE RENTAL:	0	0	0	0	0	0		0	0	0	0	0	0	0	0	0
240	SUPPLIES & MATERIALS:	0	0	0	0	0	0		0	0	0	0	0	0	0	0	0
250	EQUIPMENT:	0	0	0	0	0	0		0	0	0	0	0	0	0	0	0
271	DRUG TESTING CHARGES	0	0	0	0	0	0		0	0	0	0	0	0	0	0	0
280	SUB-RECIPIENT/SUBGRANT:	0	0	0	0	0	0		0	0	243,954	243,954	243,954	165,378	78,575	243,954	0
290	MISCELLANEOUS:	0	0	0	0	0	0		0	0	0	0	0	0	0	0	0
TOTAL OPERATIONS		0	0	0	0	0	0		0	0	243,954	243,954	243,954	165,378	78,575	243,954	0
		UTILITIES															
361	Power	0	0	0	0	0	0		0	0	0	0	0	0	0	0	0
362	Water/Sewer	0	0	0	0	0	0		0	0	0	0	0	0	0	0	0
363	Telephone/Toll	0	0	0	0	0	0		0	0	0	0	0	0	0	0	0
TOTAL UTILITIES		0	0	0	0	0	0		0	0	0	0	0	0	0	0	0
701	INDIRECT COST	0	0	0	0	0	0		0	0	0	0	0	0	0	0	0
450	CAPITAL OUTLAY	0	0	0	0	0	0		0	0	0	0	0	0	0	0	0
TOTAL		0	0	0	0	0	0		0	0	243,954	243,954	243,954	165,378	78,575	243,954	0

		As of September 30, 2009						As of September 30, 2010							
FULL TIME EQUIVALENCIES (FTE's)		UNCLASSIFIED	CLASSIFIED	CONTRACT	OTHER			UNCLASSIFIED	CLASSIFIED	CONTRACT	OTHER				
FILLED/WARM BODIES		0	0	0	0			0	0	0	0				
VACANT (FUNDED)		0	0	0	0			0	0	0	0				
TOTAL FTE's		0	0	0	0			0	0	0	0				

1/ a) Indicate on a separate sheet, each amount expended for: 1) prior year obligation(s); 2) emergency authorization(s); 3) promised compensation/acting or detail pay
b) Attach AS400 print out used to determine the amounts reflected.

OFB Departmental Funding/Expenditure Fact Sheet
General Fund

Department/Agency: Department of Public Works
Division/Program: Division of Engineering - Renovation/Repairs of WIC Facilities
AS400 account number(s): 5100Z101000WR401

Department/Agency Head Certification as to the accuracy of information contained herein:	
ANDREW S. LEON GUERRERO Director Name (Print)	
Signature	Date

		As of September 30, 2009						As of September 30, 2010								
		FY 2009						FY 2010								
		A	B	C	D	E	F	G	H	I	J	K	L	M	N	O
AS400 Account Code	Appropriation Classification	FY 2009 Appropriations P.L. 29-113	FY 2008 Authorized Lapse Carried Over/Continued into FY 2009	FY 2009 Governor's Transfer +/-	Total FY 2009 Spending Authorization (A)+(B)+(C)	FY 2009 Expenditures/ Encumbrances	FY 2009 Available Balance (D)-(E)	FY 2010 Appropriations PL 30-55	FY 2009 Authorized Lapse Carried Over/ Continued into FY 2010	FY 2010 Governor's Transfer +/-	Total FY 2010 Spending Authorized (G)+(H)+(I)	FY 2010 YTD Allotment	FY 2010 YTD Expenditures/ Encumbrances 1/	FY 2010 Projected Expenditures	FY 2010 Total Expenditures/ Encumbrances (L)+(M)	FY 2010 Available Projected Balance (J)-(N)
	PERSONNEL SERVICES															
111	Regular Salaries/Increments	0	0	0	0	0	0	0	0	0	0	0	0	0	0	0
112	Overtime/Special Pay	0	0	0	0	0	0	0	0	0	0	0	0	0	0	0
113	Benefits	0	0	0	0	0	0	0	0	0	0	0	0	0	0	0
	TOTAL PERSONNEL SERVICES	0	0	0	0	0	0	0	0	0	0	0	0	0	0	0
	OPERATIONS															
220	TRAVEL- Off-Island/Local Mileage Reimbursements	0	0	0	0	0	0	0	0	0	0	0	0	0	0	0
230	CONTRACTUAL SERVICES:	0	0	0	0	0	0	0	0	0	117,615	117,615	115,821	0	115,821	1,794
233	OFFICE SPACE RENTAL:	0	0	0	0	0	0	0	0	0	0	0	0	0	0	0
240	SUPPLIES & MATERIALS:	0	0	0	0	0	0	0	0	0	0				0	0
250	EQUIPMENT:	0	0	0	0	0	0	0	0	0	0	0	0	0	0	0
271	DRUG TESTING CHARGES	0	0	0	0	0	0	0	0	0	0	0	0	0	0	0
280	SUB-RECIPIENT/SUBGRANT:	0	0	0	0	0	0	0	0	0	0	0	0	0	0	0
290	MISCELLANEOUS:	0	0	0	0	0	0	0	0	0	0	0	0	0	0	0
	TOTAL OPERATIONS	0	0	0	0	0	0	0	0	0	117,615	117,615	115,821	0	115,821	1,794
	UTILITIES															
361	Power	0	0	0	0	0	0	0	0	0	0	0	0	0	0	0
362	Water/Sewer	0	0	0	0	0	0	0	0	0	0	0	0	0	0	0
363	Telephone/Toll	0	0	0	0	0	0	0	0	0	0	0	0	0	0	0
	TOTAL UTILITIES	0	0	0	0	0	0	0	0	0	0	0	0	0	0	0
701	INDIRECT COST	0	0	0	0	0	0	0	0	0	0	0	0	0	0	0
450	CAPITAL OUTLAY	0	0	0	0	0	0	0	0	0	0	0	0	0	0	0
	TOTAL	0	0	0	0	0	0	0	0	0	117,615	117,615	115,821	0	115,821	1,794

		As of September 30, 2009						As of September 30, 2010								
FULL TIME EQUIVALENCIES (FTE's)		UNCLASSIFIED	CLASSIFIED	CONTRACT	OTHER			UNCLASSIFIED	CLASSIFIED	CONTRACT	OTHER					
FILLED/WARM BODIES		0	0	0	0			0	0	0	0					
VACANT (FUNDED)		0	0	0	0			0	0	0	0					
TOTAL FTE's		0	0	0	0			0	0	0	0					

1/ a) Indicate on a separate sheet, each amount expended for: 1) prior year obligation(s); 2) emergency authorization(s); 3) promised compensation/acting or detail pay
b) Attach AS400 print out used to determine the amounts reflected.
2/ Memorandum of Agreement between Dept. of Public Health & Social Services and Dept. of Public Works approved on August 27, 2010. DPHSS account no.: 5101E101712PA101230.

OFB Departmental Funding/Expenditure Fact Sheet
General Fund

Department/Agency: Department of Public Works
Division/Program: Division of Highways
AS400 account number(s): 5100Z101000WL408

Department/Agency Head Certification as to the accuracy of information contained herein:	
ANDREW S. LEON GUERRERO Director Name (Print)	
Signature	Date

		As of September 30, 2009						As of September 30, 2010								
		FY 2009						FY 2010								
		A	B	C	D	E	F	G	H	I	J	K	L	M	N	O
AS400 Account Code	Appropriation Classification	FY 2009 Appropriations P.L. 29-113	FY 2008 Authorized Lapse Carried Over/Continued into FY 2009	FY 2009 Governor's Transfer +/-	Total FY 2009 Spending Authorization (A)+(B)+(C)	FY 2009 Expenditures/ Encumbrances	FY 2009 Available Balance (D)-(E)	FY 2010 Appropriations PL 30-55	FY 2009 Authorized Lapse Carried Over/ Continued into FY 2010	FY 2010 Governor's Transfer +/-	Total FY 2010 Spending Authorized (G)+(H)+(I)	FY 2010 YTD Allotment	FY 2010 YTD Expenditures/ Encumbrances 1/	FY 2010 Projected Expenditures	FY 2010 Total Expenditures/ Encumbrances (L)+(M)	FY 2010 Available Projected Balance (J)-(N)
	PERSONNEL SERVICES															
111	Regular Salaries/Increments	0	0	0	0	0	0	0	0	0	0	0	0	0	0	0
112	Overtime/Special Pay	0	0	0	0	0	0	0	0	0	0	0	0	0	0	0
113	Benefits	0	0	0	0	0	0	0	0	0	0	0	0	0	0	0
	TOTAL PERSONNEL SERVICES	0	0	0	0	0	0	0	0	0	0	0	0	0	0	0
	OPERATIONS															
220	TRAVEL- Off-Island/Local Mileage Reimbursements	0	0	0	0	0	0	0	0	0	0	0	0	0	0	0
230	CONTRACTUAL SERVICES:	0	0	0	0	0	0	0	0	899,706	899,706	899,706	0	0	0	899,706
233	OFFICE SPACE RENTAL:	0	0	0	0	0	0	0	0	0	0	0	0	0	0	0
240	SUPPLIES & MATERIALS:	0	0	0	0	0	0	0	0	0	0				0	0
250	EQUIPMENT:	0	0	0	0	0	0	0	0	0	0	0	0	0	0	0
271	DRUG TESTING CHARGES	0	0	0	0	0	0	0	0	0	0	0	0	0	0	0
280	SUB-RECIPIENT/SUBGRANT:	0	0	0	0	0	0	0	0	0	0	0	0	0	0	0
290	MISCELLANEOUS:	0	0	0	0	0	0	0	0	0	0	0	0	0	0	0
	TOTAL OPERATIONS	0	0	0	0	0	0	0	0	899,706	899,706	899,706	0	0	0	899,706
	UTILITIES															
361	Power	0	0	0	0	0	0	0	0	0	0	0	0	0	0	0
362	Water/Sewer	0	0	0	0	0	0	0	0	0	0	0	0	0	0	0
363	Telephone/Toll	0	0	0	0	0	0	0	0	0	0	0	0	0	0	0
	TOTAL UTILITIES	0	0	0	0	0	0	0	0	0	0	0	0	0	0	0
701	INDIRECT COST	0	0	0	0	0	0	0	0	0	0	0	0	0	0	0
450	CAPITAL OUTLAY	0	0	0	0	0	0	0	0	0	0	0	0	0	0	0
	TOTAL	0	0	0	0	0	0	0	0	899,706	899,706	899,706	0	0	0	899,706

		As of September 30, 2009						As of September 30, 2010								
FULL TIME EQUIVALENCIES (FTE's)		UNCLASSIFIED	CLASSIFIED	CONTRACT	OTHER			UNCLASSIFIED	CLASSIFIED	CONTRACT	OTHER					
FILLED/WARM BODIES		0	0	0	0			0	0	0	0					
VACANT (FUNDED)		0	0	0	0			0	0	0	0					
TOTAL FTE's		0	0	0	0			0	0	0	0					

1/ a) Indicate on a separate sheet, each amount expended for: 1) prior year obligation(s); 2) emergency authorization(s); 3) promised compensation/acting or detail pay
b) Attach AS400 print out used to determine the amounts reflected.
2/ Memorandum of Agreement between Dept. of Public Health & Social Services and Dept. of Public Works approved on August 27, 2010. DPHSS account no.: 5101E101712PA101230.

Department/Agency Head Certification as to the accuracy of information contained herein:
ANDREW S. LEON GUERRERO
Director

DEPARTMENT OF PUBLIC WORKS
SUMMARY CENTRAL COST ACCOUNTS WITH DEPARTMENT OF ADMINISTRATION
AS OF SEPTEMBER 30, 2010 - FY 2010 4TH QUARTER REPORT

Health Benefits (Med/Den/Life)	Account Numbers	Appropriation	Expenditures	Remaining Encumbrance Balance
General Fund	5100A100600CC031 - Pool Account	313,861.00	334,130.81	(20,269.81)
Guam Highway Fund	5208A100600CC032 - Pool Account	175,708.00	198,579.87	(22,871.87)
Solid Waste Fund	5416A100600CC038 - Pool Account	82,686.00	86,530.91	(3,844.91)
Sub Total:		572,255.00	619,241.59	(46,986.59)

Power		Appropriation	Expenditures	Remaining Encumbrance Balance
General Fund	5100A100600CC040 - Pool Account			
	5100Z101000WL403 - Exp. Account	772,354.95	772,354.95	0.00
Public Streetlight (General Fund)	5100A100600CC057-280 - Pool Account			
	5100Z100600WL405 - Exp. Account	1,229,388.00	1,084,250.00	145,138.00
Guam Highway Fund	5208A100600CC045 - Pool Account			
	5208Z101000WL404 - Exp. Account	300,000.00	168,340.20	131,659.80
Public Streetlight (Guam Hwy Fund)	5208A100600CC056 - Pool Account			
	5208Z100600WL406 - Exp. Account	915,750.00	915,750.00	0.00
Public Streetlight Fund	5202A100600CC048 - Pool Account			
	5202Z100600WL405 - Exp. Account	3,336,038.00	3,336,038.00	0.00
Solid Waste Fund	5416A100600CC047 - Pool Account			
	5416Z101000WL405 - Exp. Account	382,690.00	13,590.59	369,099.41
Sub Total:		6,936,220.95	6,290,323.74	645,897.21

Water		Appropriation	Expenditures	Remaining Encumbrance Balance
General Fund	5100A100600CC040 - Pool Account			
	5100Z101000WL406 - Exp. Account	136,963.00	124,310.58	12,652.42
Solid Waste Fund	5100A100600CC052 - Pool Account			
	5416Z101000WL407 - Exp. Account	11,250.00	9,854.43	1,395.57
Sub Total:		148,213.00	134,165.01	14,047.99
GRAND TOTAL:		7,656,688.95	7,043,730.34	612,958.61

OFB-F07-03

Andrew S. Leon Guerrero
Director, Dept. of Public Works

Signature

Date _____

1/	If a grant is a continuing grant from previous fiscal years, Indicate only in this column expenditures/encumbrances which occurred in FY 2008	(10/01/07 to 09/30/08)
2/	If a grant is a continuing grant from previous fiscal years, Indicate only in this column expenditures/encumbrances which occurred in FY 2009	(10/01/08 to 09/30/09)
3/	If a grant is a continuing grant from previous fiscal years, Indicate only in this column expenditures/encumbrances which occurred in FY 2010	(10/01/09 to 09/30/10)

DFB-F07-03

		As September 30, 2010 FISCAL YEAR 2010							Fiscal Year 2011 Federal Award Request						
Grant Title	CFDA Number	Grant Award No.	FY 2010 Federal Grant Award Received [Carryover]	Grant Period	Indirect Cost Applied for Amount Received	FY 2010 Expenditures/ Encumbrances 1/	FY 2010 Actual Federal Reimbursement	Number of FTE's Funded by Grant	FY 2011 Federal Grant Award (Carryover)	Grant Award No.	Grant Period			Indirect Cost Applied for Amount Received	Number of FTE's Funded by Grant
5101H051000IB-110 / DOI - Purchase of Heavy Equipment	15.875	GUAMCOGA-2005-1	152,845	06/08/05-04/07/10	0	135,148	135,148	0	0		0			0	0
5101H051000IB-111 / DOI - Purchase of Heavy Equipment	15.875	COFA-2005-1	22,090	07/01/05-01/7/10	0	0		0	0		0			0	0
5101F091000IB112-230 / DOI/CIP Mangilao Comm Imp.	15.875	GUAMCIP20092	140,000	6/24/2009 - 6/29/2011	0	140,000	140,000	0	0		0				
TOTAL:			\$ 314,935		-	\$ 275,148	\$ 275,148		\$ -					\$ -	

Page 1 of 2 11/16/2010

DFB-F07-03

Director, Dept. of Public Works

Signature

Date

1/	If a grant is a continuing grant from previous fiscal years, Indicate only in this column expenditures/encumbrances which occurred in FY 2008	10/01/07 to 09/30/08
2/	If a grant is a continuing grant from previous fiscal years, Indicate only in this column expenditures/encumbrances which occurred in FY 2009	10/01/08 to 09/30/09
3/	If a grant is a continuing grant from previous fiscal years, Indicate only in this column expenditures/encumbrances which occurred in FY 2010	10/01/09 to 09/30/10

OFB-F07-03

		As September 30, 2010 FISCAL YEAR 2010							Fiscal Year 2011 Federal Award Request				
Grant Title	CFDA Number	Grant Award No.	FY 2010 Federal Grant Award Received [Carryover]	Grant Period	Indirect Cost Applied for Amount Received	FY 2010 Expenditures/ Encumbrances 1/	FY 2009 Actual Federal Reimbursement	Number of FTE's Funded by Grant	FY 2010 Federal Grant Award	Grant Award No.	Grant Period	Indirect Cost Applied for Amount Received	Number of FTE's Funded by Grant
Federal Emergency Management Administration - (Typhoon Chata'an)		DSR-1426	155,019	2002-2007	0	145,471	0	0					
Federal Emergency Management Administration - (Typhoon Pongsona)		DSR-1446	22,710	2002-2008	0	22,094	0	0					
TOTAL:			\$ 177,729		-	\$ 167,565	\$ -		\$ -			\$ -	

Page 1 of 4

Department of Public Works
Division of Engineering - Upgrade Tumon Area Infrastructure, Sagan Basita Agat, and Roadway Repairs - San Vitores Road]
5251D051015CI616, 5251D071010IB204 and 5251D981069CI612

Andrew S. Leon Guerrero
Director, Dept. of Public Works

		A	B	C	D	E	F
AS400 Account Code	Appropriation Classification	FY 2009 Appropriation P.L. 28-115, 28- 27, 23-137	FY 2008 Authorized Lapse Carried Over/Continued into FY2009	FY 2009 Governor's Transfer +/-	Total FY 2009 Spending Authorization [A]+[B]+[C]	FY 2009 Expenditures/ Encumbrances	FY 2009 Available Balance [D] - [E]
PERSONNEL SERVICES							
111	Regular Salaries/Increments	0	0	0	0	0	0
112	Overtime/Special Pay	0	0	0	0	0	0
113	Benefits	0	0	0	0	0	0
TOTAL PERSONNEL SERVICES:		0	0	0	0	0	0
OPERATIONS							
220	Travel - Off-Island/Local Mileage Reimbursement	0	0	0	0	0	0
230	Contractual Services	0	0	0	0	0	0
233	Office Space Rental	0	0	0	0	0	0
240	Supplies & Materials	0	0	0	0	0	0
250	Equipment	0	0	0	0	0	0
270	Worker's Compensation	0	0	0	0	0	0
271	Drug Testing Charges	0	0	0	0	0	0
280	Sub-recipient/Sub grant	0	0	0	0	0	0
290	Miscellaneous	0	0	0	0	0	0
TOTAL OPERATIONS:		0	0	0	0	0	0
UTILITIES							
361	Power	0	0	0	0	0	0
362	Water/Sewer	0	0	0	0	0	0
363	Telephone/Toll	0	0	0	0	0	0
TOTAL UTILITIES:		0	0	0	0	0	0
450	CAPITAL OUTLAY	0	0	0	0	0	0
701	INDIRECT COST	0	0	0	0	0	0
TOTAL		0	0	0	0	0	0
FULL-TIME EQUIVALENCIES [FTE's]		UNCLASSIFIED	CLASSIFIED	CONTRACT	OTHER		
FILLED / WARM BODIES		0	0	0	0		
VACANT [FUNDED]		0	0	0	0		
TOTAL FTEs:		0	0	0	0		

[illegible]

1/ a) Indicate on a separate sheet, each amount expended for: (1) Prior Year Obligation(s); (2) Emergency Authorization(s); (3) Promised Compensating/Acting or Detail Pay
b) Attach AS400 Print out used to determine the amounts reflected.

Department Funding Abstract for Non-appropriated Funds
and Other Sources of Revenue

Department /Agency: PUBLIC WORKS

Division: BUS OPERATIONS

Certification as to completeness and accuracy

I certify that the information contained herein are true and correct:

ANDREW S. LEON GUERRERO

Department Head Name (Print)

Signature

Date

Financial Statements Attached? /XX/ YES / / NO

If no, attach explanation sheet on reason for non-submittal.

Required Attachments:

For "NON-APPROPRIATED FUNDS" AND "OTHER SOURCES OF REVENUES", attach copy of FY 2009 financial ("unaudited" if audited statements are not available), and latest financial statements for FY2010.

Note: List fund source individually.

Object Classification	No. of FTEs	Non-Appropriated Fund Name (specify here):						Other Sources of Revenue (Specify here):			
		FY 2009 (as of 9/30/09)			FY2010YTD (as of 09/30/10)			FY 2010 (as of 06/30/10)		FY2010 YTD (as of 06/30/10)	
		Revenue Allocation	Expend/Enc.	Balance (B)-(C)	Revenue Allocation	Expend/Enc.	Balance (E)-(F)	Revenues	Expend/Enc.	Revenues	Expend/Enc.
PERSONNEL SERVICES	(A)	(B)	(C)	(D)	(E)	(F)	(G)	(H)	(I)	(J)	(K)
Regular Salaries/Increments		0.00	0.00	0.00	29,341.34	22,130.81	7,210.53	0	0	0	0
Overtime/Special Pay		0.00	0.00	0.00	31,601.76	12,796.24	18,805.52	0	0	0	0
Benefits		0.00	0.00	0.00	16,073.11	9,318.63	6,754.48	0	0	0	0
Sub-total Personnel Svcs.		0.00	0.00	0.00	77,016.21	44,245.68	32,770.53	0	0	0	0
OPERATIONS											
Travel Off-Is/ Loc Mi Reimb				0.00	0.00	0.00	0.00				
Contractual Services		0.00	0.00	0.00	162,095.99	90,480.17	71,615.82	0	0	0	0
Office Space Rental				0.00			0.00	0	0	0	0
Supplies and Materials		0.00	0.00	0.00	110,027.35	108,485.70	1,541.65	0	0	0	0
Equipment		0.00	0.00	0.00	0.00	0.00	0.00	0	0	0	0
Workers Compensation			0.00	0.00	0.00	0.00	0.00	0	0	0	0
Drug Testing		0.00	0.00	0.00	16,360.50	7,875.00	8,485.50	0	0	0	0
Sub-recipient / Subgrant				0.00			0.00	0	0	0	0
Miscellaneous				0.00			0.00				
Sub-total Operations		0.00	0.00	0.00	288,483.84	206,840.87	81,642.97	0	0	0	0
UTILITIES											
Power				0			0				
Water/ Sewer				0			0				
Telephone/ Toll				0			0				
Sub-total Utilities		0	0	0			0	0	0	0	0
CAPITAL OUTLAY											
		0	0	0	0	0	0				
Sub-total Capital Outlay			0	0	0	0	0				
TOTAL		0.00	0.00	0.00	365,500.05	251,086.55	114,413.50	0	0	0	0

DFB F08-01

Department/Agency Head Certification as to the accuracy of
information contained herein:

Department of Public Works
Division of Highways - Islandwide Village Street Restoration and Pothole Repairs [Primary Roads]
5224D061090IB0NA through 5224D061090IB0S9 and 5224D061090IB2A1 through 5224D061090IB2S4

Signature

Date _____

[illegible]

As of September 30, 2010								
UNCLASSIFIED	CLASSIFIED	CONTRACT	OTHER					
0	0	0	0					
0	0	0	0					
0	0	0	0					

17/ a) Indicate on a separate sheet, each amount expended for: (1) Prior Year Obligation(s); (2) Emergency Authorization(s); (3) Promised Compensating/Acting or Detail Pay
b) Attach AS400 Print out used to determine the amounts reflected.

DEPARTMENT OF PUBLIC WORKS - ADMINISTRATION DIVISION
PROJECT ACCOUNTING STATUS REPORT - OVERALL SUMMARY

ISLAND-WIDE POTHOLE AND VILLAGE STREET RESTORATION (DESIGN-BUILD)
PROJECT NOS. PR5-001-TER/002-TER
(L.O. HIGHWAY BOND 2001A-CPF)

ISLAND WIDE POTHOLE AND VILLAGE ROAD REPAIR SUMMARY BREAKDOWN																						
No. of Projects	NAME OF VILLAGE/STREET NAME	ACCOUNT NO.	FY 2006 APPR.	FY 2006		FY 2006 BALANCE	FY 2007 APPR.	FY 2007		FY 2007 BALANCE	FY 2008 APPR.	FY 2008		FY 2008 BALANCE	FY 2009 APPR.	FY 2009		FY 2009 BALANCE	FY 2010 APPR.	FY 2010		FY 2010 BALANCE
				EXPS.	ENCS.			EXPS.	ENCS.			EXPS.	ENCS.			EXPS.	ENCS.			EXPS.	ENCS.	
	POTHOLE REPAIRS																					
18	PRIMARY ROADS-NORTHERN REGION	5224D061090IB0N*	3,605,291	0	3,605,291	0	3,605,291	2,708,044	823	896,424	897,247	0	823	896,424	897,247	272,208	0	625,039	625,039	0	0	625,039
11	PRIMARY ROADS-SOUTHERN REGION	5224D061090IB0S*	1,743,910	0	1,743,910	0	1,743,910	759,787	0	984,123	962,523	0	0	962,523	984,123	25,369	0	958,754	958,754	0	0	958,754
29	SUB TOTAL:		\$5,349,201	\$0	\$5,349,201	\$0	\$5,349,201	\$3,467,831	\$823	\$1,880,547	\$1,859,770	\$0	\$823	\$1,858,947	\$1,881,370	\$297,577	\$0	\$1,583,793	\$1,583,793	\$0	\$0	\$1,583,793
	VILLAGE ROAD REPAIRS																					
9	AGANA HEIGHTS	5224D061090IB2A*	232,500	0	232,500	0	232,500	188,760	43,740	0	34,112	34,112	0	0	0	0	0	0	0	0	0	0
3	ASAN-MAINA	5224D061090IB2C*	119,400	15,958	103,442	0	103,442	67,804	35,639	0	926	0	926	0	0	0	0	0	0	0	0	0
14	HAGATNA	5224D061090IB2G*	1,871,400	1,284,519	136,881	450,000	897,395	760,968	136,426	(0)	30,261	30,261	0	0	0	0	0	0	0	0	0	0
3	MONGMONG-TOTO-MAITE	5224D061090IB2K*	1,640,100	1,520,393	119,707	(0)	119,707	75,185	44,522	0	3	3	0	0	0	0	0	0	0	0	0	0
16	ORDOT-CHALAN PAGO	5224D061090IB2E*	1,897,500	249,063	1,648,437	0	1,648,437	1,359,743	288,694	0	288,694	288,694	0	0	0	0	0	0	0	0	0	0
7	PITI	5224D061090IB2L*	368,700	86,431	282,269	0	282,269	281,135	1,134	0	10,217	10,217	0	0	0	0	0	0	0	0	0	0
4	SINAJANA	5224D061090IB2N*	425,000	81,032	343,968	0	343,968	339,808	4,159	(0)	95,213	2,707	2	92,504	93,830	93,829	2	0	2	0	2	0
14	BARRIGADA	5224D061090IB2D*	1,347,000	782,301	564,699	0	564,699	230,188	306,796	27,715	503,500	232,080	47,514	223,906	271,419	271,419	0	0	0	0	0	0
8	DEDEDO	5224D061090IB2F*	1,675,000	1,146,918	228,082	300,000	528,082	226,548	60,386	241,148	58,852	0	0	58,852	58,852	0	58,852	0	58,852	0	58,852	0
12	MANGILAO	5224D061090IB2I*	1,352,999	737,384	615,615	(0)	305,101	114,098	191,003	(0)	196,910	138,696	3,994	54,220	59,578	59,214	0	364	364	0	0	364
11	TAMUNING-TUMON	5224D061090IB2P*	1,209,900	640,674	569,226	(0)	569,226	105,294	463,931	0	552,501	290,671	152,224	109,605	261,830	261,830	0	0	0	0	0	0
7	YIGO	5224D061090IB2R*	1,162,900	1,162,854	46	0	46	0	46	0	88,655	88,655	0	0	0	0	0	0	0	0	0	0
15	AGAT	5224D061090IB2B*	855,000	170,825	684,175	0	684,175	474,828	209,347	0	209,347	0	8,510	200,837	209,347	209,347	0	0	0	0	0	0
4	INARAJAN	5224D061090IB2H*	1,643,400	1,437,013	206,387	0	206,387	143,387	63,000	0	173,205	173,205	0	0	0	0	0	0	0	0	0	0
5	MERIZO	5224D061090IB2J*	895,800	185,894	709,906	0	709,906	709,906	0	0	2,700	2,700	0	0	0	0	0	0	0	0	0	0
10	SANTA RITA	5224D061090IB2M*	613,000	126,903	486,097	0	486,097	486,097	0	0	37,086	0	29,638	7,448	35,722	35,722	0	0	0	0	0	0
9	TALOFOFO	5224D061090IB2Q*	566,700	190,651	259,049	117,000	376,049	259,049	0	117,000	0	0	0	0	0	0	0	0	0	0	0	0
6	UMATAC	5224D061090IB2Q*	508,200	105,964	402,236	0	402,236	284,444	117,792	0	4,887	4,185	0	702	304	0	304	304	0	0	0	304
4	YONA	5224D061090IB2S*	305,800	60,732	245,068	0	245,068	243,811	1,257	0	66,666	64,632	1,988	46	2,034	1,988	0	46	46	0	0	46
161	SUB TOTAL:		\$18,690,299	\$9,985,508	\$7,837,791	\$867,000	\$8,704,791	\$6,351,055	\$1,967,872	\$385,864	\$2,353,735	\$1,360,820	\$243,870	\$749,045	\$992,916	\$933,349	\$58,853	\$714	\$59,567	\$0	\$58,853	\$714
190	GRAND TOTAL		\$24,039,500	\$9,985,508	\$13,186,992	\$867,000	\$14,053,992	\$9,818,886	\$1,968,695	\$2,266,411	\$4,213,505	\$1,360,820	\$244,693	\$2,607,992	\$2,874,286	\$1,230,926	\$58,853	\$1,584,507	\$1,643,361	\$0	\$58,853	\$1,584,507

No. of Projects	NAME OF VILLAGE/STREET NAME	ACCOUNT No.	Total Budget	FY 2006 Exps.	FY 2007 Exps	FY 2008 Exps.	FY 2009 Exps	Total Cumulative Prior Year Exps.	Exps. Year Ended 09/30/10	Outstanding	Budget Adjustment	Continuing Appropriation s
	POTHOLE REPAIRS											
18	PRIMARY ROADS-NORTHERN REGION	5224D061090IB0N*	3,605,291	0	2,708,044	0	272,208	2,980,252	0	0	0	625,039
11	PRIMARY ROADS-SOUTHERN REGION	5224D061090IB0S*	1,743,910	0	759,787	0	25,369	785,156	0	0	21,600	958,754
29	SUB TOTAL:		\$5,349,201	\$0	\$3,467,831	\$0	\$297,577	\$3,765,408	\$0	\$0		\$1,583,793
	VILLAGE ROAD REPAIRS											
9	AGANA HEIGHTS	5224D061090IB2A*	232,500	0	188,760	34,112	0	222,872	0	0	(9,628)	0
3	ASAN-MAINA	5224D061090IB2C*	119,400	15,958	67,804	0	0	83,761	0	0	(35,639)	0
14	HAGATNA	5224D061090IB2G*	1,871,400	1,284,519	760,968	30,261	0	2,075,748	0	0	204,348	0
3	MONGMONG-TOTO-MAITE	5224D061090IB2K*	1,640,100	1,520,393	75,185	3	0	1,595,581	0	0	(44,519)	0
16	ORDOT-CHALAN PAGO	5224D061090IB2E*	1,897,500	249,063	1,359,743	288,694	0	1,897,500	0	0	0	0
7	PITI	5224D061090IB2L*	368,700	86,431	281,135	10,217	0	377,783	0	0	9,083	0
4	SINAJANA	5224D061090IB2N*	425,000	81,032	339,808	2,707	93,829	517,377	0	2	92,378	0
14	BARRIGADA	5224D061090IB2D*	1,347,000	782,301	230,188	232,080	271,419	1,515,989	0	0	168,989	0
8	DEDEDO	5224D061090IB2F*	1,675,000	1,146,918	226,548	0	0	1,373,466	0	58,852	(242,683)	0
12	MANGILAO	5224D061090IB2I*	1,352,999	737,384	114,098	138,696	59,214	1,049,392	0	0	(303,243)	364
11	TAMUNING-TUMON	5224D061090IB2P*	1,209,900	640,674	105,294	290,671	261,830	1,298,470	0	0	88,570	0
7	YIGO	5224D061090IB2R*	1,162,900	1,162,854	0	88,655	0	1,251,509	0	0	88,609	0
15	AGAT	5224D061090IB2B*	855,000	170,825	474,828	0	209,347	855,000	0	0	0	0
4	INARAJAN	5224D061090IB2H*	1,643,400	1,437,013	143,387	173,205	0	1,753,605	0	0	110,205	0
5	MERIZO	5224D061090IB2J*	895,800	185,894	709,906	2,700	0	898,500	0	0	2,700	0
10	SANTA RITA	5224D061090IB2M*	613,000	126,903	486,097	0	35,722	648,722	0	0	35,722	0
9	TALOFOFO	5224D061090IB2Q*	566,700	190,651	259,049	0	0	449,700	0	0	(117,000)	0
6	UMATAC	5224D061090IB2Q*	508,200	105,964	284,444	4,185	0	394,593	0	0	(113,303)	304
4	YONA	5224D061090IB2S*	305,800	60,732	243,811	1,988	0	371,163	0	0	65,409	46
161	SUB TOTAL:		\$18,690,299	\$9,985,508	\$6,351,055	\$1,360,820	\$933,349	\$18,630,732	\$0	\$58,853	0	714
190	GRAND TOTAL		\$24,039,500	\$9,985,508	\$9,818,886	\$1,360,820	\$1,230,926	\$22,396,139	\$0	\$58,853	\$0	\$1,584,508

DEPARTMENT OF PUBLIC WORKS - ADMINISTRATION DIVISION
PROJECT ACCOUNTING STATUS REPORT - POTHOLE DETAIL

ISLAND-WIDE POTHOLE RESTORATION (DESIGN-BUILD)
PROJECT NOS. PR5-001-TER/002-TER
(L.O. HIGHWAY BOND 2001A-CPF)

No. of Projects	NAME OF VILLAGE/ STREET NAME	ACCOUNT NO.	FY 2006 APPR.	FY 2006		FY 2006 BALANCE	FY 2007 APPR.	FY 2007		FY 2007 BALANCE	FY 2008 APPR.	FY 2008		FY 2008 BALANCE	FY 2009 APPR.	FY 2009		FY 2009 BALANCE	FY 2010 APPR.	FY 2010		FY 2010 BALANCE
				EXPS.	ENCS.			EXPS.	ENCS.			EXPS.	ENCS.			EXPS.	ENCS.			EXPS.	ENCS.	
	PRIMARY ROADS- NORTHERN REGION	5224D061090IB0N*																				
	Primary Roads Pothole Repairs: PHASE I / PR-5-001-TER																					
1	Route 3	5224D061090IB0N1	10,340	0	10,340	0	0	0	0	0	0	0	0	0	0	0	0	0	0	0	0	0
2	Route 3A	5224D061090IB0N2	448,756	0	448,756	0	13,905	0	0	13,905	13,905	0	0	13,905	13,905	0	0	13,905	13,905	0	0	13,905
3	Route 7 & 7A	5224D061090IB0N3	286,935	0	286,935	0	286,935	0	0	286,935	286,935	0	0	286,935	79,535	0	0	79,535	79,535	0	0	79,535
4	Route 8	5224D061090IB0N4	107,536	0	107,536	0	231,362	231,362	0	0	0	0	0	0	14,488	0	0	0	0	0	0	0
5	Route 10 & 10A	5224D061090IB0N5	462,715	0	462,715	0	462,715	42,394	0	420,321	420,321	0	0	420,321	172,949	30,012	0	142,936	142,936	0	0	142,936
6	Route 15	5224D061090IB0N6	1,047,959	0	1,047,959	0	2,215,507	2,214,684	823	(0)	823	0	823	0	101,462	101,462	0	0	0	0	0	0
7	Route 16	5224D061090IB0N7	63,074	0	63,074	0	63,074	0	0	63,074	63,074	0	0	63,074	63,074	0	0	63,074	63,074	0	0	63,074
8	Route 25	5224D061090IB0N8	33,605	0	33,605	0	33,605	0	0	33,605	33,605	0	0	33,605	33,605	0	0	33,605	33,605	0	0	33,605
9	Route 26	5224D061090IB0N9	78,584	0	78,584	0	78,584	0	0	78,584	78,584	0	0	78,584	78,584	0	0	78,584	78,584	0	0	78,584
10	Route 27 & 27A	5224D061090IB0N0	523,721	0	523,721	0	0	0	0	0	0	0	0	0	0	0	0	0	0	0	0	0
11	Route 28	5224D061090IB0NA	196,977	0	196,977	0	0	0	0	0	0	0	0	0	0	0	0	0	0	0	0	0
12	Route 29	5224D061090IB0NB	17,061	0	17,061	0	6,204	6,204	0	0	0	0	0	0	4,392	4,392	0	0	0	0	0	0
13	Route 30 & 30A	5224D061090IB0NC	26,367	0	26,367	0	0	0	0	0	0	0	0	0	0	0	0	0	0	0	0	0
14	Route 33	5224D061090IB0ND	68,761	0	68,761	0	0	0	0	0	0	0	0	0	0	0	0	0	0	0	0	0
	Road restoration (pothole repairs) beyond 3 ft. excavation	5224D061090IB0NE	19,500	0	19,500	0	0	0	0	0	0	0	0	0	0	0	0	0	0	0	0	0
15	Temporary Traffic Control	5224D061090IB0NF	207,400	0	207,400	0	207,400	207,400	0	0	0	0	0	0	207,400	0	0	207,400	207,400	0	0	207,400
16	"Pardon Our Progress" Signs	5224D061090IB0NG	6,000	0	6,000	0	6,000	6,000	0	0	0	0	0	0	6,000	0	0	6,000	6,000	0	0	6,000
17	Islandwide Pothole Repair Rt 1	5224D061090IB0NH					0	0	0	0	0	0	0	0	121,854	121,854	0	0	0	0	0	0
18	TOTAL - NORTHERN REGION		\$3,605,291	\$0	\$3,605,291	\$0	\$3,605,291	\$2,708,044	\$823	\$896,424	\$897,247	\$0	\$823	\$896,424	\$897,247	\$272,208	\$0	\$625,039	\$625,039	\$0	\$0	\$625,039

No. of Projects	NAME OF VILLAGE/STREET NAME	ACCOUNT NO.	FY 2006 APPR.	FY 2006		FY 2006 BALANCE	FY 2007 APPR.	FY 2007		FY 2007 BALANCE	FY 2008 APPR.	FY 2008		FY 2008 BALANCE	FY 2009 APPR.	FY 2009		FY 2009 BALANCE	FY 2010 APPR.	FY 2010		FY 2010 BALANCE
				EXPS.	ENCS.			EXPS.	ENCS.			EXPS.	ENCS.			EXPS.	ENCS.			EXPS.	ENCS.	
	PRIMARY RDS-SOUTHERN REGION	5224D061090IB0S*																				
	Primary Roads Pothole Repairs: PHASE I / PR-5-002-534																					
1	Route 2	5224D061090IB0S1	112,800	0	112,800	0	112,800	19,800	0	93,000	93,000	0	0	93,000	43,444	0	0	43,444	43,444	0	0	43,444
2	Route 5	5224D061090IB0S2	871,200	0	871,200	0	0	0	0	0	0	0	0	0	0	0	0	0	0	0	0	0
3	Route 11 & 11A	5224D061090IB0S3	91,200	0	91,200	0	91,200	17,400	0	73,800	73,800	0	0	73,800	65,400	0	0	65,400	65,400	0	0	65,400
4	Route 12	5224D061090IB0S4	325,200	0	325,200	0	325,200	26,400	0	298,800	298,800	0	0	298,800	88,491	0	0	88,491	88,491	0	0	88,491
5	Route 12A	5224D061090IB0S5	21,600	0	21,600	0	21,600	0	0	21,600	0	0	0	0	21,600	0	0	21,600	21,600	0	0	21,600
6	Route 17	5224D061090IB0S6	166,800	0	166,800	0	1,038,000	622,127	0	415,873	415,873	0	0	415,873	560,522	25,369	0	535,153	535,153	0	0	535,153
7	Route 19	5224D061090IB0S7	61,800	0	61,800	0	61,800	0	0	61,800	61,800	0	0	61,800	61,800	0	0	61,800	61,800	0	0	61,800
8	Road restoration (pothole repairs)	5224D061090IB0S8	19,250	0	19,250	0	19,250	0	0	19,250	19,250	0	0	19,250	19,250	0	0	19,250	19,250	0	0	19,250
9	Temporary Traffic Control	5224D061090IB0S9	65,660	0	65,660	0	65,660	65,660	0	0	0	0	0	0	65,660	0	0	65,660	65,660	0	0	65,660
10	"Pardon Our Progress" Sign	5224D061090IB0S0	8,400	0	8,400	0	8,400	8,400	0	0	0	0	0	0	8,400	0	0	8,400	8,400	0	0	8,400
11	Islandwide Pothole Repair Rt 1, So	5224D061090IB0SA					0	0	0	0	0	0	0	0	49,556	0	0	49,556	49,556	0	0	49,556
11	TOTAL- SOUTHERN REGION		\$1,743,910	\$0	\$1,743,910	\$0	\$1,743,910	\$759,787	\$0	\$984,123	\$962,523	\$0	\$0	\$962,523	\$984,123	\$25,369	\$0	\$958,754	\$958,754	\$0	\$0	\$958,754
	GRAND TOTAL: NORTHERN & SOUTHERN		\$5,349,201	\$0	\$5,349,201	\$0	\$5,349,201	\$3,467,831	\$823	\$1,880,547	\$1,859,770	\$0	\$823	\$1,858,947	\$1,881,370	\$297,577	\$0	\$1,583,793	\$1,583,793	\$0	\$0	\$1,583,793
	FHWA																					
	Pothole Repairs - Primary Roads	5224D061090IB3A1	1,692,278																			
	Route 25 (Alegeta Road) Reconstruction & Widening	5224D061090IB3A2	300,000																			
	Route 4 - Jeff Pirates Cove	5224D061090IB3A3	117,000																			
	Route 17 - Hagatna Projects	5224D061090IB3A4	450,000																			
	FHWA - TOTAL		\$ 2,559,278				\$ -				\$ -				\$ -				\$ -			

DEPARMENT OF PUBLIC WORKS - ADMINISTRATION DIVISION
PROJECT ACCOUNTING STATUS REPORT - VILLAGE STREET DETAIL

ISLAND-WIDE VILLAGE STREET RESTORATION (DESIGN-BUILD)
PROJECT NOS. PR5-001-TER/002-TER
(L.O. HIGHWAY BOND 2001A-CPF)

No. of Projects	NAME OF VILLAGE/STREET NAME	ACCOUNT NO.	FY 2006 APPR.	FY 2006		FY 2006 BALANCE	FY 2007 APPR.	FY 2007		FY 2007 BALANCE	FY 2008 APPR.	FY 2008		FY 2008 BALANCE	FY 2009 APPR.	FY 2009		FY 2009 BALANCE	FY 2010 APPR.	FY 2010		FY 2010 BALANCE
				EXPS.	ENCS.			EXPS.	ENCS.			EXPS.	ENCS.			EXPS.	ENCS.					
	AGANA HEIGHTS																					
1	Tutujan Drive	5224D061090IB2A1	60,000	0	60,000	0	60,000	60,000	0	0	0	0	0	0	0	0	0	0	0	0	0	
2	Joseph Cruz Street	5224D061090IB2A2	71,400		71,400	0	71,400	71,400	0	0	0	0	0	0	0	0	0	0	0	0	0	
3	Fonte Drive	5224D061090IB2A3	34,700		34,700	0	34,700	3,357	31,343	0	0	0	0	0	0	0	0	0	0	0	0	
4	Vicente Salamon Drive	5224D061090IB2A4	26,900		26,900	0	26,900	26,900	0	0	0	0	0	0	0	0	0	0	0	0	0	
5	Niyog Drive	5224D061090IB2A5	39,500		39,500	0	39,500	27,103	12,397	0	1,800	1,800	0	0	0	0	0	0	0	0	0	
6	Patnetos Drive	5224D061090IB2A6				0	0	0	0	0	0	0	0	0	0	0	0	0	0	0	0	
7	Francisco Javier Avenue	5224D061090IB2A7				0				0	32,312	32,312		0	0	0	0	0	0	0	0	
8	Dadik Lane	5224D061090IB2A8				0				0				0				0			0	
9	Chargualaf Drive	5224D061090IB2A9				0				0				0				0			0	
9	GRAND TOTAL		\$232,500	\$0	\$232,500	\$0	\$232,500	\$188,760	\$43,740	\$0	\$34,112	\$34,112	\$0	\$0	\$0	\$0	\$0	\$0	\$0	\$0	\$0	

No. of Projects	NAME OF VILLAGE/STREET NAME	ACCOUNT NO.	FY 2006 APPR.	FY 2006		FY 2006 BALANCE	FY 2007 APPR.	FY 2007		FY 2007 BALANCE	FY 2008 APPR.	FY 2008		FY 2008 BALANCE	FY 2009 APPR.	FY 2009		FY 2009 BALANCE	FY 2010 APPR.	FY 2010		FY 2010 BALANCE
				EXPS.	ENCS.			EXPS.	ENCS.			EXPS.	ENCS.			EXPS.	ENCS.					
	ASAN-MAINA																					
1	Maria Candelaria Street	5224D061090IB2C1	74,600	10,502	64,098	0	64,098	64,098	0	0	0	0	0	0	0	0	0	0	0	0	0	
2	Seneso Field Road	5224D061090IB2C2	44,800	5,456	39,344	0	39,344	3,706	35,639	0	926	0	0	926	0	0	0	0	0	0	0	
3	Kalackac Road	5224D061090IB2C3				0				0		0		0				0			0	
3	GRAND TOTAL		\$119,400	\$15,958	\$103,442	\$0	\$103,442	\$67,804	\$35,639	\$0	\$926	\$0	\$0	\$926	\$0	\$0	\$0	\$0	\$0	\$0	\$0	

No. of Projects	NAME OF VILLAGE/STREET NAME	ACCOUNT NO.	FY 2006 APPR.	FY 2006		FY 2006 BALANCE	FY 2007 APPR.	FY 2007		FY 2007 BALANCE	FY 2008 APPR.	FY 2008		FY 2008 BALANCE	FY 2009 APPR.	FY 2009		FY 2009 BALANCE	FY 2010 APPR.	FY 2010		FY 2010 BALANCE
				EXPS.	ENCS.			EXPS.	ENCS.			EXPS.	ENCS.			EXPS.	ENCS.					
	HAGATNA													0								
1	Aspinall Avenue	5224D061090IB2G1	463,500	463,486	14	0	14	0	14	0	0	0	0	0	0	0	0	0	0	0	0	0
2	Chalan Santo Papa	5224D061090IB2G2	105,400	105,400	0	0	102,414	102,414	0	0	0	0	0	0	0	0	0	0	0	0	0	0
3	West Soledad Avenue	5224D061090IB2G3	80,800	80,800	0	0	136,400	28,739	107,661	0	30,168	30,168	0	0	0	0	0	0	0	0	0	0
4	Archbishop Flores Street	5224D061090IB2G4	177,700	177,700	0	0	0	0	0	0	0	0	0	0	0	0	0	0	0	0	0	0
5	Dulce Nombre De Maria Street	5224D061090IB2G5	73,900	73,900	0	0	4,386	0	4,386	0	93	93	0	0	0	0	0	0	0	0	0	0
6	Olaiz Street	5224D061090IB2G6	73,900	9,266	64,634	0	41,469	41,469	0	0	0	0	0	0	0	0	0	0	0	0	0	0
7	Bradley Place	5224D061090IB2G7	79,400	79,400	0	0	0	0	0	0	0	0	0	0	0	0	0	0	0	0	0	0
8	Santa Cruz Lane	5224D061090IB2G8	74,200	74,200	0	0	9,260	213	9,047	0	0	0	0	0	0	0	0	0	0	0	0	0
9	Hernan Cortez Avenue	5224D061090IB2G9	81,500	9,266	72,234	0	43,120	43,120	0	0	0	0	0	0	0	0	0	0	0	0	0	0
10	Hessler Place	5224D061090IB2G0	77,700	77,700	0	0	19,694	19,694	0	0	0	0	0	0	0	0	0	0	0	0	0	0
11	Murray Boulevard	5224D061090IB2GA	66,700	66,700	0	0	14,178	325	13,852	0	0	0	0	0	0	0	0	0	0	0	0	0
12	Tenth Street	5224D061090IB2GB	66,700	66,700	0	0	0	0	0	0	0	0	0	0	0	0	0	0	0	0	0	0
13	East/West O'Brien Drive	5224D061090IB2GC	450,000	0	0	450,000	450,000	448,534	1,466	(0)	0	0	0	0	0	0	0	0	0	0	0	0
14	Seaton Boulevard	5224D061090IB2GM					76,461	76,461	0	0				0								0
14	GRAND TOTAL		\$1,871,400	\$1,284,519	\$136,881	\$450,000	\$897,395	\$760,968	\$136,426	(\$0)	\$30,261	\$30,261	\$0	\$0	\$0	\$0	\$0	\$0	\$0	\$0	\$0	\$0

No. of Projects	NAME OF VILLAGE/STREET NAME	ACCOUNT NO.	FY 2006 APPR.	FY 2006		FY 2006 BALANCE	FY 2007 APPR.	FY 2007		FY 2007 BALANCE	FY 2008 APPR.	FY 2008		FY 2008 BALANCE	FY 2009 APPR.	FY 2009		FY 2009 BALANCE	FY 2010 APPR.	FY 2010		FY 2010 BALANCE
				EXPS.	ENCS.			EXPS.	ENCS.			EXPS.	ENCS.			EXPS.	ENCS.					
	MONGMONG-TOTO-MAITE																					
1	Clara Road	5224D061090IB2K1	1,450,000	1,407,884	42,116	(0)	42,116	42,116	0	0	0	0	0	0	0	0	0	0	0	0	0	0
2	Tuba Street	5224D061090IB2K2	91,600	36,533	55,067	0	55,067	32,844	22,223	0	3	3	0	0	0	0	0	0	0	0	0	0
3	Taluba Street	5224D061090IB2K3	98,500	75,976	22,524	0	22,524	225	22,299	0	0	0	0	0	0	0	0	0	0	0	0	0
3	GRAND TOTAL		\$1,640,100	\$1,520,393	\$119,707	(\$0)	\$119,707	\$75,185	\$44,522	\$0	\$3	\$3	\$0	\$0	\$0	\$0	\$0	\$0	\$0	\$0	\$0	\$0

DEPARTMENT OF PUBLIC WORKS - ADMINISTRATION DIVISION
PROJECT ACCOUNTING STATUS REPORT - DETAIL

ISLAND-WIDE VILLAGE STREET RESTORATION (DESIGN-BUILD)
PROJECT NOS. PR5-001-TER/002-TER
(L.O. HIGHWAY BOND 2001A-CPF)

No. of Projects	NAME OF VILLAGE/STREET NAME	ACCOUNT NO.	FY 2006 APPR.	FY 2006		FY 2006 BALANCE	FY 2007 APPR.	FY 2007		FY 2007 BALANCE	FY 2008 APPR.	FY 2008		FY 2008 BALANCE	FY 2009 APPR.	FY 2009		FY 2009 BALANCE	FY 2010 APPR.	FY 2010		FY 2010 BALANCE
				EXPS.	ENCS.			EXPS.	ENCS.			EXPS.	ENCS.			EXPS.	ENCS.			EXPS.	ENCS.	
	ORDOT - CHALAN PAGO																					
1	Chalan Farnha	5224D061090IB2E1	1,643,000	190,650	1,452,350	0	0	0	0	0	0	0	0	0	0	0	0	0	0	0	0	
2	Dero Road	5224D061090IB2E2	179,600	41,233	138,367	0	138,367	138,367		0	0	0	0	0	0	0	0	0	0	0	0	
3	Victorian Road	5224D061090IB2E3	74,900	17,179	57,721	0	57,721	57,721	0	0	0	0	0	0	0	0	0	0	0	0	0	
4	Mike Laguana	5224D061090IB2E4				0	140,520	138,488	2,032	0	2,032	2,032	0	0	0	0	0	0	0	0	0	
5	Chalan Naki	5224D061090IB2E5				0	169,230	169,230	0	0	0	0	0	0	0	0	0	0	0	0	0	
6	Chalan Peskadot	5224D061090IB2E6				0	155,000	155,000	0	0	0	0	0	0	0	0	0	0	0	0	0	
7	Chalan Okso	5224D061090IB2E7				0	168,000	163,399	4,601	0	4,601	4,601	0	0	0	0	0	0	0	0	0	
8	Manibusan Road	5224D061090IB2E8				0	253,000	37,927	215,073	0	215,073	215,073	0	0	0	0	0	0	0	0	0	
9	Tai Road	5224D061090IB2E9				0	253,000	253,000	0	0	0	0	0	0	0	0	0	0	0	0	0	
10	Santa Cruz Drive	5224D061090IB2E0				0	57,000	55,037	1,963	0	1,963	1,963	0	0	0	0	0	0	0	0	0	
11	Chalan Ping Pago	5224D061090IB2EA				0	50,500	2,934	47,566	0	47,566	47,566	0	0	0	0	0	0	0	0	0	
12	Chalan Kalo Judge Sablan Street	5224D061090IB2EB				0	67,700	67,700	0	0	0	0	0	0	0	0	0	0	0	0	0	
13	Daso Road Repair	5224D061090IB2EC				0	21,300	21,300	0	0	0	0	0	0	0	0	0	0	0	0	0	
14	Chalan Campos	5224D061090IB2ED				0	18,800	1,341	17,459	0	17,459	17,459	0	0	0	0	0	0	0	0	0	
15	Chalan Happy	5224D061090IB2EE				0	15,500	15,500	0	0	0	0	0	0	0	0	0	0	0	0	0	
16	Gogue Drive	5224D061090IB2EF				0	82,800	82,800	0	0	0	0	0	0	0	0	0	0	0	0	0	
16	GRAND TOTAL		\$1,897,500	\$249,063	\$1,648,437	\$0	\$1,648,437	\$1,359,743	\$288,694	\$0	\$288,694	\$288,694	\$0	\$0	\$0	\$0	\$0	\$0	\$0	\$0	\$0	

No. of Projects	NAME OF VILLAGE/STREET NAME	ACCOUNT NO.	FY 2006 APPR.	FY 2006		FY 2006 BALANCE	FY 2007 APPR.	FY 2007		FY 2007 BALANCE	FY 2008 APPR.	FY 2008		FY 2008 BALANCE	FY 2009 APPR.	FY 2009		FY 2009 BALANCE	FY 2010 APPR.	FY 2010		FY 2010 BALANCE
				EXPS.	ENCS.			EXPS.	ENCS.			EXPS.	ENCS.			EXPS.	ENCS.			EXPS.	ENCS.	
	PITI																					
1	Oceanview Street	5224D061090IB2L1	55,800	11,989	43,811	0	43,811	43,811	0	0	0	0	0	0	0	0	0	0	0	0	0	
2	Chalan Soling	5224D061090IB2L2	35,900	7,609	28,291	0	28,291	27,157	1,134	0	1	1	0	0	0	0	0	0	0	0	0	
3	Chalan Sabana	5224D061090IB2L3	53,000	11,989	41,011	0	41,011	41,011	0	0	0	0	0	0	0	0	0	0	0	0	0	
4	Masso Court	5224D061090IB2L4	48,400	11,206	37,194	0	37,194	37,194	0	0	10,216	10,216	0	0	0	0	0	0	0	0	0	
5	Edward Lane	5224D061090IB2L5	54,700	12,706	41,994	0	41,994	41,994	0	0	0	0	0	0	0	0	0	0	0	0	0	
6	Jesus Aliq Drive	5224D061090IB2L6	53,400	11,989	41,411	0	41,411	41,411	0	0	0	0	0	0	0	0	0	0	0	0	0	
7	Ocean Summit Drive	5224D061090IB2L7	67,500	18,942	48,558	0	48,558	48,558	0	0	0	0	0	0	0	0	0	0	0	0	0	
7	GRAND TOTAL		\$368,700	\$86,431	\$282,269	\$0	\$282,269	\$281,135	\$1,134	\$0	\$10,217	\$10,217	\$0	\$0	\$0	\$0	\$0	\$0	\$0	\$0	\$0	

No. of Projects	NAME OF VILLAGE/STREET NAME	ACCOUNT NO.	FY 2006 APPR.	FY 2006		FY 2006 BALANCE	FY 2007 APPR.	FY 2007		FY 2007 BALANCE	FY 2008 APPR.	FY 2008		FY 2008 BALANCE	FY 2009 APPR.	FY 2009		FY 2009 BALANCE	FY 2010 APPR.	FY 2010		FY 2010 BALANCE
				EXPS.	ENCS.			EXPS.	ENCS.			EXPS.	ENCS.			EXPS.	ENCS.			EXPS.	ENCS.	
	SINAJANA																					
1	Afame Road	5224D061090IB2N1	202,800	36,834	165,966	0	165,966	165,966	0	0	450	450	0	0	0	0	0	0	0	0	0	
2	Daso Street	5224D061090IB2N2	110,800	22,099	88,701	0	88,701	87,313	1,387	0	1,800	1,798	2	(0)	2	0	2	0	2	0	0	
3	Spring Lane	5224D061090IB2N3	71,400	14,734	56,666	0	56,666	53,894	2,772	(0)	92,963	459	0	92,504	93,829	93,829	0	0	0	0	0	
4	Alvarez Street	5224D061090IB2N4	40,000	7,365	32,635	0	32,635	32,635	0	0	0	0	0	0	0	0	0	0	0	0	0	
4	GRAND TOTAL		\$425,000	\$81,032	\$343,968	\$0	\$343,968	\$339,808	\$4,159	(\$0)	\$95,213	\$2,707	\$2	\$92,504	\$93,830	\$93,829	\$2	\$0	\$2	\$0	\$2	

No. of Projects	NAME OF VILLAGE/STREET NAME	ACCOUNT NO.	FY 2006 APPR.	FY 2006		FY 2006 BALANCE	FY 2007 APPR.	FY 2007		FY 2007 BALANCE	FY 2008 APPR.	FY 2008		FY 2008 BALANCE	FY 2009 APPR.	FY 2009		FY 2009 BALANCE	FY 2010 APPR.	FY 2010		FY 2010 BALANCE
				EXPS.	ENCS.			EXPS.	ENCS.			EXPS.	ENCS.			EXPS.	ENCS.			EXPS.	ENCS.	
	BARRIGADA																					
1	Chalan Brandi	5224D061090IB2D1	138,500	74,491	64,009	0	64,009	0	64,009	0	4,463	4,463	0	0	0	0	0	0	0	0	0	
2	Aspenagao Street	5224D061090IB2D2	107,300	107,300	0	0	0	0	0	0	0	0	0	0	0	0	0	0	0	0	0	
3	Canada Toto Road	5224D061090IB2D3	79,100	19,445	59,655	0	59,655	0	59,655	0	0	0	0	0	0	0	0	0	0	0	0	
4	Leyang Road	5224D061090IB2D4	465,500	292,629	172,871	0	172,871	172,871	0	0	3,600	3,600	0	0	0	0	0	0	0	0	0	
5	Anderson Street	5224D061090IB2D5	107,300	23,287	84,013	0	84,013	0	84,013	0	91,282	84,013	0	7,269	7,269	7,269	0	0	0	0	0	
6	Leon Guerrero Street	5224D061090IB2D6	69,800	20,654	49,146	0	49,146	21,430	0	27,715	0	0	0	0	0	0	0	0	0	0	0	
7	Kaila Street	5224D061090IB2D7	69,200	21,686	47,514	0	47,514	0	47,514	0	151,486	0	47,514	103,973	151,486	151,486	0	0	0	0	0	
8	San Antonio Street	5224D061090IB2D8	208,000	199,521	8,479	0	8,479	8,479	0	0	900	900	0	0	0	0	0	0	0	0	0	
9	Manibusan Street	5224D061090IB2D9	102,300	23,287	79,013	0	79,013	27,408	51,605	0	450	450	0	0	0	0	0	0	0	0	0	
10	Joleen L. G. Street	5224D061090IB2DA				0				0	78,247	41,116	0	37,131	37,131	37,131	0	0	0	0	0	
11	Lizama Street	5224D061090IB2DD				0				0	27,885	0	0	27,885	27,885	27,885	0	0	0	0	0	
12	Jackson Road	5224D061090IB2DE				0				0	40,958	40,958	0	0	0	0	0	0	0	0	0	
13	Taison Way	5224D061090IB2DF				0				0	56,580	56,580	0	0	0	0	0	0	0	0	0	
14	Lalo Street	5224D061090IB2DH				0				0	47,648	0	0	47,648	47,648	47,648	0	0	0	0	0	
14	GRAND TOTAL		\$1,347,000	\$782,301	\$564,699	\$0	\$564,699	\$230,188	\$306,796	\$27,715	\$503,500	\$232,080	\$47,514	\$223,906	\$271,419	\$271,419	\$0	\$0	\$0	\$0	\$0	

DEPARMENT OF PUBLIC WORKS - ADMINISTRATION DIVISION
PROJECT ACCOUNTING STATUS REPORT - DETAIL

ISLAND-WIDE VILLAGE STREET RESTORATION (DESIGN-BUILD)
PROJECT NOS. PR5-001-TER/002-TER
(L.O. HIGHWAY BOND 2001A-CPF)

No. of Projects	NAME OF VILLAGE/STREET NAME	ACCOUNT NO.	FY 2006 APPR.	FY 2006		FY 2006 BALANCE	FY 2007 APPR.	FY 2007		FY 2007 BALANCE	FY 2008 APPR.	FY 2008		FY 2008 BALANCE	FY 2009 APPR.	FY 2009		FY 2009 BALANCE	FY 2010 APPR.	FY 2010		FY 2010 BALANCE
				EXPS.	ENCS.			EXPS.	ENCS.			EXPS.	ENCS.			EXPS.	ENCS.			EXPS.	ENCS.	
	DEDEDO																					
1	Castro Street	5224D061090IB2F1	90,000	90,000	0	0	20,840	558	20,282	0	0	0	0	0	0	0	0	0	0	0	0	0
2	Machananao Area	5224D061090IB2F2	570,000	345,965	224,035	0	0	0	0	0	0	0	0	0	0	0	0	0	0	0	0	0
3	South Caldiola Street	5224D061090IB2F3	180,000	176,061	3,939	0	3,939	0	3,939	0	0	0	0	0	0	0	0	0	0	0	0	0
4	Swamp Road	5224D061090IB2F4	239,000	238,958	42	(0)	23,119	143	22,976	0	0	0	0	0	0	0	0	0	0	0	0	0
5	East/West Ligan Avenue	5224D061090IB2F5	118,000	117,969	31	(0)	132,694	120,721	11,973	0	0	0	0	0	0	0	0	0	0	0	0	0
6	Never Mind Road	5224D061090IB2F6	178,000	177,964	36	0	36	0	36	0	0	0	0	0	0	0	0	0	0	0	0	0
7	Alegeta Street	5224D061090IB2F7	300,000	0	0	300,000	241,148	0	0	241,148	58,852	0	0	58,852	58,852	0	58,852	0	58,852	0	58,852	0
8	West Nandez Avenue	5224D061090IB2F8				0	106,306	105,126	1,180	0	0	0	0	0	0	0	0	0	0	0	0	0
8	GRAND TOTAL		\$1,675,000	\$1,146,918	\$228,082	\$300,000	\$528,082	\$226,548	\$60,386	\$241,148	\$58,852	\$0	\$0	\$58,852	\$58,852	\$0	\$58,852	\$0	\$58,852	\$0	\$58,852	\$0

No. of Projects	NAME OF VILLAGE/STREET NAME	ACCOUNT NO.	FY 2006 APPR.	FY 2006		FY 2006 BALANCE	FY 2007 APPR.	FY 2007		FY 2007 BALANCE	FY 2008 APPR.	FY 2008		FY 2008 BALANCE	FY 2009 APPR.	FY 2009		FY 2009 BALANCE	FY 2010 APPR.	FY 2010		FY 2010 BALANCE
				EXPS.	ENCS.			EXPS.	ENCS.			EXPS.	ENCS.			EXPS.	ENCS.			EXPS.	ENCS.	
	MANGILAO																					
1	Farfan Street	5224D061090IB21	98,400	32,270	66,130	0	156,603	66,130	90,473	0	1,808	1,808	0	0	0	0	0	0	0	0	0	0
2	Koko Lane	5224D061090IB212	27,000	22,869	4,131	0	4,131	0	4,131	0	0	0	0	0	0	0	0	0	0	0	0	0
3	Sengsong Street	5224D061090IB213	130,999	130,325	674	(0)	674	0	674	0	0	0	0	0	0	0	0	0	0	0	0	0
4	Spanish Road	5224D061090IB214	65,600	64,544	1,056	(0)	63,355	1,056	62,298	0	2	2	0	0	0	0	0	0	0	0	0	0
5	Santos Road	5224D061090IB215	375,100	288,446	86,654	0	1	0	1	0	1	1	0	(0)	0	0	0	0	0	0	0	0
6	Sabana Maagas	5224D061090IB216	582,300	169,648	412,652	0	46,238	46,237	1	(0)	1	1	0	0	0	0	0	0	0	0	0	0
7	Lemon Lane	5224D061090IB217	36,800	3,375	33,425	0	33,425	0	33,425	0	0	0	0	0	0	0	0	0	0	0	0	0
8	Suni Lane	5224D061090IB218	36,800	25,907	10,893	0	675	675	0	0	0	0	0	0	0	0	0	0	0	0	0	0
9	Kinney's Drive/Arriola Court	5224D061090IB21B				0				0	128,557	97,534	1,318	29,705	32,047	31,683	0	364	364	0	0	364
10	Baza Lane	5224D061090IB21C				0				0	1,200	960	240	0	286	286	0	0	0	0	0	0
11	Apiag Road	5224D061090IB21D				0				0	40,826	38,391	2,435	0	2,731	2,731	0	0	0	0	0	0
12	Chalan Avilla	5224D061090IB21E				0				0	24,515	0	0	24,515	24,515	24,515	0	0	0	0	0	0
12	GRAND TOTAL		\$1,352,999	\$737,384	\$615,615	(\$0)	\$305,101	\$114,098	\$191,003	(\$0)	\$196,910	\$138,696	\$3,994	\$54,220	\$59,578	\$59,214	\$0	\$364	\$364	\$0	\$0	\$364

No. of Projects	NAME OF VILLAGE/STREET NAME	ACCOUNT NO.	FY 2006 APPR.	FY 2006		FY 2006 BALANCE	FY 2007 APPR.	FY 2007		FY 2007 BALANCE	FY 2008 APPR.	FY 2008		FY 2008 BALANCE	FY 2009 APPR.	FY 2009		FY 2009 BALANCE	FY 2010 APPR.	FY 2010		FY 2010 BALANCE
				EXPS.	ENCS.			EXPS.	ENCS.			EXPS.	ENCS.			EXPS.	ENCS.			EXPS.	ENCS.	
	TAMUNING-TUMON																					
1	Authurium Lane	5224D061090IB2P1	103,000	9,623	93,377	0	93,377	0	93,377	0	93,377	93,377	0	0	0	0	0	0	0	0	0	0
2	Tun Pedro Cruz Street	5224D061090IB2P2	134,700	12,830	121,870	0	121,870	0	121,870	0	105,298	105,298	0	0	0	0	0	0	0	0	0	0
3	Milendes Court/Saint John Street	5224D061090IB2P3	405,800	114,727	291,073	0	291,073	52,648	238,425	0	1,795	1,795	0	0	0	0	0	0	0	0	0	0
4	Taitano Road	5224D061090IB2P4	200,300	147,654	52,646	0	52,646	52,646	0	0	0	0	0	0	0	0	0	0	0	0	0	0
5	Harmon Industrial Park	5224D061090IB2P5	366,100	355,840	10,260	(0)	10,260	0	10,260	0	2,699	2,699	0	0	0	0	0	0	0	0	0	0
6	Happy Landing Road	5224D061090IB2P6				0				0	125,510	0	125,510	0	125,510	125,510	0	0	0	0	0	0
7	Carlos Heights Road	5224D061090IB2P7				0				0	55,497	0	0	55,497	55,498	55,498	0	0	0	0	0	0
8	Jalaguac Road	5224D061090IB2P9				0				0	88,816	62,102	26,714	0	26,714	26,714	0	0	0	0	0	0
9	Tan Conchita Lane	5224D061090IB2PA				0				0	32,760	0	0	32,760	32,760	32,760	0	0	0	0	0	0
10	Road to Black Construction Co	5224D061090IB2PB				0				0	25,400	25,400	0	0	0	0	0	0	0	0	0	0
11	Tan Rosa Road	5224D061090IB2PO				0				0	21,348	0	0	21,348	21,348	21,348	0	0	0	0	0	0
11	GRAND TOTAL		\$1,209,900	\$640,674	\$569,226	(\$0)	\$569,226	\$105,294	\$463,931	\$0	\$552,501	\$290,671	\$152,224	\$109,605	\$261,830	\$261,830	\$0	\$0	\$0	\$0	\$0	\$0

No. of Projects	NAME OF VILLAGE/STREET NAME	ACCOUNT NO.	FY 2006 APPR.	FY 2006		FY 2006 BALANCE	FY 2007 APPR.	FY 2007		FY 2007 BALANCE	FY 2008 APPR.	FY 2008		FY 2008 BALANCE	FY 2009 APPR.	FY 2009		FY 2009 BALANCE	FY 2010 APPR.	FY 2010		FY 2010 BALANCE
				EXPS.	ENCS.			EXPS.	ENCS.			EXPS.	ENCS.			EXPS.	ENCS.			EXPS.	ENCS.	
	YIGO																					
1	West Gayinero Road	5224D061090IB2R1	20,000	20,000	0	0	0	0	0	0	0	0	0	0	0	0	0	0	0	0	0	0
2	Lamenta Subdivision Road	5224D061090IB2R2	60,000	60,000	0	0	0	0	0	0	0	0	0	0	0	0	0	0	0	0	0	0
3	Laguna Plains Subdivision	5224D061090IB2R3	210,000	210,000	0	0	0	0	0	0	0	0	0	0	0	0	0	0	0	0	0	0
4	La Chance Area	5224D061090IB2R4	149,800	149,772	28	0	28	0	28	0	28	28	0	0	0	0	0	0	0	0	0	0
5	I Sengsong Mayot	5224D061090IB2R5	149,800	149,792	8	(0)	8	0	8	0	8	8	0	0	0	0	0	0	0	0	0	0
6	Mataguac Area	5224D061090IB2R6	509,800	509,790	10	0	10	0	10	0	10	10	0	0	0	0	0	0	0	0	0	0
7	J. Jacinto/Wusstig Road	5224D061090IB2R7	63,500	63,500	0	0	0	0	0	0	88,609	88,609	0	0	0	0	0	0	0	0	0	0
7	GRAND TOTAL		\$1,162,900	\$1,162,854	\$46	\$0	\$46	\$0	\$46	\$0	\$88,655	\$88,655	\$0	\$0	\$0	\$0	\$0	\$0	\$0	\$0	\$0	\$0

DEPARMENT OF PUBLIC WORKS - ADMINISTRATION DIVISION
PROJECT ACCOUNTING STATUS REPORT - DETAIL

ISLAND-WIDE VILLAGE STREET RESTORATION (DESIGN-BUILD)
PROJECT NOS. PR5-001-TER/002-TER
(L.O. HIGHWAY BOND 2001A-CPF)

No. of Projects	NAME OF VILLAGE/STREET NAME	ACCOUNT NO.	FY 2006 APPR.	FY 2006		FY 2006 BALANCE	FY 2007 APPR.	FY 2007		FY 2007 BALANCE	FY 2008 APPR.	FY 2008		FY 2008 BALANCE	FY 2009 APPR.	FY 2009		FY 2009 BALANCE	FY 2010 APPR.	FY 2010		FY 2010 BALANCE
				EXPS.	ENCS.			EXPS.	ENCS.			EXPS.	ENCS.			EXPS.	ENCS.			EXPS.	ENCS.	
	AGAT																					
1	Erskin Drive/Osborne Street	5224D061090IB2B1	115,000	24,555	90,445	0	614	614	0	0	0	0	0	0	0	0	0	0	0	0	0	0
2	San Vicente Avenue	5224D061090IB2B2	113,100	24,744	88,356	0	495	495	0	0	0	0	0	0	0	0	0	0	0	0	0	0
3	Calle De Los Marterez	5224D061090IB2B3	75,800	15,841	59,959	0	317	317	0	0	129,206	0	0	129,206	129,206	129,206	0	0	0	0	0	0
4	Father Follard Street	5224D061090IB2B4	157,000	28,419	128,581	0	495	495	0	0	71,631	0	0	71,631	71,631	71,631	0	0	0	0	0	0
5	Duenas Street	5224D061090IB2B5	75,700	14,694	61,006	0	337	337	0	0	0	0	0	0	0	0	0	0	0	0	0	0
6	San Roque Street	5224D061090IB2B6	136,000	25,483	110,517	0	66,443	614	65,829	0	0	0	0	0	0	0	0	0	0	0	0	0
7	San Isidro Street	5224D061090IB2B7	48,500	9,046	39,454	0	39,454	218	39,236	0	0	0	0	0	0	0	0	0	0	0	0	0
8	West Santa Ana Avenue	5224D061090IB2B8	82,000	17,922	64,078	0	203,241	203,241	0	0	0	0	0	0	0	0	0	0	0	0	0	0
9	Bruce Street	5224D061090IB2B9	27,700	5,185	22,515	0	22,515	119	22,396	0	0	0	0	0	0	0	0	0	0	0	0	0
10	Perry Street	5224D061090IB2B0	24,200	4,936	19,264	0	19,264	119	19,145	0	0	0	0	0	0	0	0	0	0	0	0	0
11	Kalachucha Street	5224D061090IB2BA				0	83,994	83,607	388	0	0	0	0	0	0	0	0	0	0	0	0	0
12	Umang Road	5224D061090IB2BB				0	104,335	104,335	0	0	0	0	0	0	0	0	0	0	0	0	0	0
13	Kiko Chela Road	5224D061090IB2BC				0	57,491	42,424	15,068	0	0	0	0	0	0	0	0	0	0	0	0	0
14	South Perino Street	5224D061090IB2BD				0	44,055	5,280	38,775	0	0	0	0	0	0	0	0	0	0	0	0	0
15	Chalan Kiko Chelo	5224D061090IB2BH				0	41,125	32,615	8,510	0	8,510	0	8,510	0	8,510	8,510	0	0	0	0	0	0
15	GRAND TOTAL		\$855,000	\$170,825	\$684,175	\$0	\$684,175	\$474,828	\$209,347	\$0	\$209,347	\$0	\$8,510	\$200,837	\$209,347	\$209,347	\$0	\$0	\$0	\$0	\$0	\$0

No. of Projects	NAME OF VILLAGE/STREET NAME	ACCOUNT NO.	FY 2006 APPR.	FY 2006		FY 2006 BALANCE	FY 2007 APPR.	FY 2007		FY 2007 BALANCE	FY 2008 APPR.	FY 2008		FY 2008 BALANCE	FY 2009 APPR.	FY 2009		FY 2009 BALANCE	FY 2010 APPR.	FY 2010		FY 2010 BALANCE
				EXPS.	ENCS.			EXPS.	ENCS.			EXPS.	ENCS.			EXPS.	ENCS.			EXPS.	ENCS.	
	INARAJAN																					
1	Ija Subdivision	5224D061090IB2H1	1,478,000	1,271,613	206,387	0	206,387	143,387	63,000	0	173,205	173,205	0	0	0	0	0	0	0	0	0	0
2	Y Pecca Lane with estimated area	5224D061090IB2H2	22,000	22,000	0	0	0	0	0	0	0	0	0	0	0	0	0	0	0	0	0	0
3	Y Pecca Ln(Rd.algntm.due to exist	5224D061090IB2H3	42,000	42,000	0	0	0	0	0	0	0	0	0	0	0	0	0	0	0	0	0	0
4	Tun Santiago/N.Paulino St(Rt.4 to	5224D061090IB2H4	101,400	101,400	0	0	0	0	0	0	0	0	0	0	0	0	0	0	0	0	0	0
4	GRAND TOTAL		\$1,643,400	\$1,437,013	\$206,387	\$0	\$206,387	\$143,387	\$63,000	\$0	\$173,205	\$173,205	\$0	\$0	\$0	\$0	\$0	\$0	\$0	\$0	\$0	\$0

No. of Projects	NAME OF VILLAGE/STREET NAME	ACCOUNT NO.	FY 2006 APPR.	FY 2006		FY 2006 BALANCE	FY 2007 APPR.	FY 2007		FY 2007 BALANCE	FY 2008 APPR.	FY 2008		FY 2008 BALANCE	FY 2009 APPR.	FY 2009		FY 2009 BALANCE	FY 2010 APPR.	FY 2010		FY 2010 BALANCE
				EXPS.	ENCS.			EXPS.	ENCS.			EXPS.	ENCS.			EXPS.	ENCS.			EXPS.	ENCS.	
	MERIZO																					
1	Joseph A. Cruz Avenue	5224D061090IB2J1	320,900	68,718	252,182	0	252,182	252,182	0	0	0	0	0	0	0	0	0	0	0	0	0	0
2	Benny Espinosa Avenue	5224D061090IB2J2	176,200	34,359	141,841	0	141,841	141,841	0	0	2,700	2,700	0	0	0	0	0	0	0	0	0	0
3	Jesus Quinene Avenue	5224D061090IB2J3	306,800	65,748	241,052	0	241,052	241,052	0	0	0	0	0	0	0	0	0	0	0	0	0	0
4	Jose Baza Street	5224D061090IB2J4	32,100	6,206	25,894	0	25,894	25,894	0	0	0	0	0	0	0	0	0	0	0	0	0	0
5	Geronimo Tainatongo St	5224D061090IB2J5	59,800	10,864	48,936	0	48,936	48,936	0	0	0	0	0	0	0	0	0	0	0	0	0	0
5	GRAND TOTAL		\$895,800	\$185,894	\$709,906	\$0	\$709,906	\$709,906	\$0	\$0	\$2,700	\$2,700	\$0	\$0	\$0	\$0	\$0	\$0	\$0	\$0	\$0	\$0

No. of Projects	NAME OF VILLAGE/STREET NAME	ACCOUNT NO.	FY 2006 APPR.	FY 2006		FY 2006 BALANCE	FY 2007 APPR.	FY 2007		FY 2007 BALANCE	FY 2008 APPR.	FY 2008		FY 2008 BALANCE	FY 2009 APPR.	FY 2009		FY 2009 BALANCE	FY 2010 APPR.	FY 2010		FY 2010 BALANCE
				EXPS.	ENCS.			EXPS.	ENCS.			EXPS.	ENCS.			EXPS.	ENCS.			EXPS.	ENCS.	
	SANTA RITA																					
1	Joaquin Diaz Drive	5224D061090IB2M1	22,100	3,524	18,576	0	18,576	18,576	0	0	34,836	0	27,388	7,448	33,472	33,472	0	0	0	0	0	0
2	Pale Ferdinand Way	5224D061090IB2M2	167,800	37,362	130,438	0	130,438	130,438	0	0	900	0	900	0	900	900	0	0	0	0	0	0
3	Cross Island Road	5224D061090IB2M3	23,900	4,235	19,665	0	19,665	19,665	0	0	0	0	0	0	0	0	0	0	0	0	0	0
4	Felix T. Dydasco Drive	5224D061090IB2M4	30,400	5,636	24,764	0	24,764	24,764	0	0	0	0	0	0	0	0	0	0	0	0	0	0
5	Vicente Borja Drive	5224D061090IB2M5	38,400	7,048	31,352	0	31,352	31,352	0	0	0	0	0	0	0	0	0	0	0	0	0	0
6	Juan Cruz Drive	5224D061090IB2M6	73,500	16,919	56,581	0	56,581	56,581	0	0	0	0	0	0	0	0	0	0	0	0	0	0
7	Pale Medina Street	5224D061090IB2M7	27,200	4,940	22,260	0	22,260	22,260	0	0	0	0	0	0	0	0	0	0	0	0	0	0
8	Sgt. E. Cruz Street	5224D061090IB2M8	78,200	16,223	61,977	0	61,977	61,977	0	0	900	0	900	0	900	900	0	0	0	0	0	0
9	Namo Falls Drive	5224D061090IB2M9	63,200	12,685	50,515	0	50,515	50,515	0	0	0	0	0	0	0	0	0	0	0	0	0	0
10	Bias De La Cruz Street	5224D061090IB2M0	88,300	18,331	69,969	0	69,969	69,969	0	0	450	0	450	0	450	450	0	0	0	0	0	0
10	GRAND TOTAL		\$613,000	\$126,903	\$486,097	\$0	\$486,097	\$486,097	\$0	\$0	\$37,086	\$0	\$29,638	\$7,448	\$35,722	\$35,722	\$0	\$0	\$0	\$0	\$0	\$0

DEPARMENT OF PUBLIC WORKS - ADMINISTRATION DIVISION
PROJECT ACCOUNTING STATUS REPORT - DETAIL

ISLAND-WIDE VILLAGE STREET RESTORATION (DESIGN-BUILD)
PROJECT NOS. PR5-001-TER/002-TER
(L.O. HIGHWAY BOND 2001A-CPF)

No. of Projects	NAME OF VILLAGE/STREET NAME	ACCOUNT NO.	FY 2006 APPR.	FY 2006		FY 2006 BALANCE	FY 2007 APPR.	FY 2007		FY 2007 BALANCE	FY 2008 APPR.	FY 2008		FY 2008 BALANCE	FY 2009 APPR.	FY 2009		FY 2009 BALANCE	FY 2010 APPR.	FY 2010		FY 2010 BALANCE
				EXPS.	ENCS.			EXPS.	ENCS.			EXPS.	ENCS.			EXPS.	ENCS.			EXPS.	ENCS.	
	TALOFOFO																					
1	Rt 4A-Ernest P. Santos Street	5224D061090IB2O1	96,500	86,433	10,067	0	10,067	10,067	0	0	0	0	0	0	0	0	0	0	0	0	0	0
2	Route 4A-Jose P. Cruz Street	5224D061090IB2O2	136,000	33,374	102,626	0	102,626	102,626	0	0	0	0	0	0	0	0	0	0	0	0	0	0
3	Wt. Johnny Taitague Street	5224D061090IB2O3	30,800	6,206	24,594	0	24,594	24,594	0	0	0	0	0	0	0	0	0	0	0	0	0	0
4	Mariano M. Blas Street	5224D061090IB2O4	31,500	6,206	25,294	0	25,294	25,294	0	0	0	0	0	0	0	0	0	0	0	0	0	0
5	Cabrera Lane	5224D061090IB2O5	40,100	7,761	32,339	0	32,339	32,339	0	0	0	0	0	0	0	0	0	0	0	0	0	0
6	Nauta Lane	5224D061090IB2O6	36,000	6,206	29,794	0	29,794	29,794	0	0	0	0	0	0	0	0	0	0	0	0	0	0
7	Ralph Santos Street	5224D061090IB2O7	42,600	9,321	33,279	0	33,279	33,279	0	0	0	0	0	0	0	0	0	0	0	0	0	0
8	Ralph Benavente Street	5224D061090IB2O8	36,200	35,143	1,057	0	1,057	1,057	0	0	0	0	0	0	0	0	0	0	0	0	0	0
9	Rte 4 Anti-Skid Jeff	5224D061090IB2O9	117,000	0	0	117,000	117,000	0	0	117,000	0	0	0	0	0	0	0	0	0	0	0	0
9	GRAND TOTAL		\$566,700	\$190,651	\$259,049	\$117,000	\$376,049	\$259,049	\$0	\$117,000	\$0	\$0	\$0	\$0	\$0	\$0	\$0	\$0	\$0	\$0	\$0	\$0

No. of Projects	NAME OF VILLAGE/STREET NAME	ACCOUNT NO.	FY 2006 APPR.	FY 2006		FY 2006 BALANCE	FY 2007 APPR.	FY 2007		FY 2007 BALANCE	FY 2008 APPR.	FY 2008		FY 2008 BALANCE	FY 2009 APPR.	FY 2009		FY 2009 BALANCE	FY 2010 APPR.	FY 2010		FY 2010 BALANCE
				EXPS.	ENCS.			EXPS.	ENCS.			EXPS.	ENCS.			EXPS.	ENCS.			EXPS.	ENCS.	
	UMATAC																					
1	S-7 Mahamok Area	5224D061090IB2Q1	194,300	29,702	164,598	0	164,598	128,150	36,448	0	2,386	2,386	0	0	0	0	0	0	0	0	0	0
2	Jagan Drive	5224D061090IB2Q2	33,300	5,947	27,353	0	27,353	26,721	632	0	273	100	0	173	173	0	0	173	173	0	0	173
3	Jose Quinata St Cemetery	5224D061090IB2Q3	100,800	27,802	72,998	0	72,998	47,738	25,260	0	1,503	1,503	0	0	0	0	0	0	0	0	0	0
4	Jose Q. Aguan Street	5224D061090IB2Q4	107,800	27,802	79,998	0	79,998	46,193	33,805	0	93	93	0	0	0	0	0	0	0	0	0	0
5	George S. Sanchez Court	5224D061090IB2Q5	49,400	10,395	39,005	0	39,005	17,887	21,118	0	103	103	0	0	0	0	0	0	0	0	0	0
6	Jesus A. Quidachay Street	5224D061090IB2Q6	22,600	4,316	18,284	0	18,284	17,755	529	0	529	0	0	529	131	0	0	131	131	0	0	131
6	GRAND TOTAL		\$508,200	\$105,964	\$402,236	\$0	\$402,236	\$284,444	\$117,792	\$0	\$4,887	\$4,185	\$0	\$702	\$304	\$0	\$0	\$304	\$304	\$0	\$0	\$304

No. of Projects	NAME OF VILLAGE/STREET NAME	ACCOUNT NO.	FY 2006 APPR.	FY 2006		FY 2006 BALANCE	FY 2007 APPR.	FY 2007		FY 2007 BALANCE	FY 2008 APPR.	FY 2008		FY 2008 BALANCE	FY 2009 APPR.	FY 2009		FY 2009 BALANCE	FY 2010 APPR.	FY 2010		FY 2010 BALANCE
				EXPS.	ENCS.			EXPS.	ENCS.			EXPS.	ENCS.			EXPS.	ENCS.			EXPS.	ENCS.	
	YONA																					
1	Balajadia Rd & Pangelinan Rd	5224D061090IB2S1	41,000	8,845	32,155	0	32,155	30,898	1,257	0	46	0	0	46	46	0	0	46	46	0	0	46
2	Willy Quichocho Road	5224D061090IB2S2	55,100	8,108	46,992	0	46,992	46,992	0	0	0	0	0	0	0	0	0	0	0	0	0	0
3	Teleforo Road	5224D061090IB2S3	172,300	36,834	135,466	0	135,466	135,466	0	0	0	0	0	0	0	0	0	0	0	0	0	0
4	Fair Way Drive	5224D061090IB2S4	37,400	6,946	30,454	0	30,454	30,454	0	0	66,620	64,632	1,988	0	1,988	1,988	0	0	0	0	0	0
4	GRAND TOTAL		\$305,800	\$60,732	\$245,068	\$0	\$245,068	\$243,811	\$1,257	\$0	\$66,666	\$64,632	\$1,988	\$46	\$2,034	\$1,988	\$0	\$46	\$46	\$0	\$0	\$46

Office of Finance and Budget
DEPARTMENTAL FEDERAL FUNDING ABSTRACT
(Continued from page 1)

Department/Agency: Department of Public Works
Division/Program: Division of Highways-Horizontal (FHWA)

			As of September 30, 2010						FY 2011 Federal Award Request				
			Fiscal Year 2010										
Grant Title	CFDA Number	Grant Award No.	FY 2010 Federal Grant Award Received (Carryover)	Grant Period	Indirect Cost Applied for/Amount Rec'd.	FY2010 Expenditures/ Encumbrances 4/	FY 2010 Actual Federal Reimbursement	No. of FTE's Funded	FY 2010 Federal Award Request	Grant Award No.	Grant Period	Indirect Cost Applied for/Amount Rec'd.	FTE's to be Funded by
Federal-Aid Highway Program	100%	20.205	148,926,162	Continuing	-	107,121,665	40,518,706	9	1/Note:				
Total			\$ 148,926,162		\$ -	\$ 107,121,665	\$ 40,518,706	9	\$ -			\$ -	-

1/ If a grant is a continuing grant from previous fiscal years, indicate only in this column, the expenditures/encumbrances which occurred in FY 2008 (10/01/07 to 09/30/08).
2/ If a grant is a continuing grant from previous fiscal years, indicate only in this column, the expenditures/encumbrances which occurred in FY 2009 (10/01/08 to 09/30/09).
3/ If a grant is a continuing grant from previous fiscal years, indicate only in this column, the expenditures/encumbrances which occurred in FY 2010 (10/01/09 to 09/30/10).
Note: 1/ Upon approval of projects to be obligated from Fiscal Year Allocation.

Office of Finance and Budget
DEPARTMENTAL FEDERAL FUNDING ABSTRACT
(Note: This form has a continuation page)

Department/Agency: Department of Public Works/Office of Highway Safety

Department/Agency Head Certification

Certified as to the accuracy of information contained herein:

ANDREW S. LEON GUERRERO
Name (Print)

Signature

Date

		Fiscal Year 2008							Fiscal Year 2009						
Grant Title	CFDA Number	Grant Award No.	FY 2008 Federal Grant Award Received	Grant Period	Indirect Cost Applied for/Amount Rec'd.	FY 2008 Expenditures/ Encumbrances 1/	FY 20087 Actual Federal Reimbursement	No. of FTE's Funded by Grant	Grant Award No.	FY 2009 Federal Grant Award Received	Grant Period	Indirect Cost Applied for/Amount Rec'd.	FY 2009 Expenditures/ Encumbrances 2/	FY 2009 Actual Federal Reimbursement	No. of FTE's Funded by Grant
Alcohol & Other Drugs	20.60	AL08	\$ 421,120.93	Annual	0	\$ 243,602.85	\$ 169,361.07	1	AL09	\$ 548,915.79	Annual	0	\$ 455,667.22	\$ 361,410.68	2
Occupant Protection	20.60	OP08	\$ 255,077.80	Annual	0	\$ 212,309.17	\$ 181,504.88	1	OP09	\$ 205,150.04	Annual	0	\$ 162,687.37	\$ 137,567.77	2
STEP	20.60	PT08	\$ 76,338.42	Annual	0	\$ 76,338.42	\$ 47,439.48	0	PT09	\$ 198,235.18	Annual	0	\$ 113,834.54	\$ 68,488.87	0
EMS/Injury Prevention	20.60	EM08	\$ 58,832.00	Annual	0	\$ 7,413.04	\$ -	0	EM09	\$ 61,418.96	Annual	0	\$ 17,895.00	\$ -	0
TRIMS	20.60	TR08	\$ 67,457.70	Annual	0	\$ 40,728.23	\$ 40,479.23	1	TR09	\$ 71,798.17	Annual	0	\$ 49,331.26	\$ 46,615.26	2
Planning & Administration	20.60	PA08	\$ 132,245.74	Annual	0	\$ 101,686.31	\$ 95,395.98	0	PA09	\$ 106,858.64	Annual	0	\$ 76,916.58	\$ 74,708.71	2
Youth to Youth	20.60	YA08	\$ 12,448.44	Annual	0	\$ -	\$ -	0	YA09	\$ -	Annual	0	\$ -	\$ -	0
Safe Communities	20.60	SA08	\$ 32,255.70	Annual	0	\$ 9,949.66	\$ 4,337.66	1	SA09	\$ 23,717.91	Annual	0	\$ 11,066.00	\$ 9,050.00	0
Roadway Safety	20.60	RS08	\$ 32,928.00	Annual	0	\$ 17,450.89	\$ 9,640.00	0	RS09	\$ 26,381.94	Annual	0	\$ 7,008.00	\$ 3,374.40	0
School Bus Safety	20.60	SB08	\$ 0.31	Annual	0	\$ -	\$ -	0	SB09	\$ -	Annual	0	\$ -	\$ -	0
Special Occupant Protection	20.60	SO08	\$ -	Annual	0	\$ -	\$ -	0	SO09	\$ -	Annual	0	\$ -	\$ -	0
Data Improvement Incentive	20.60	J908	\$ 1,994.64	Annual	0	\$ 1,599.00	\$ 1,599.00	0	J909	\$ 395.64	Annual	0	\$ 393.00	\$ 393.00	0
Child Passenger Protection	20.60	J308	\$ 11,234.58	Annual	0	\$ 9,163.52	\$ 9,163.52	0	J309	\$ 2,071.06	Annual	0	\$ 2,071.06	\$ 2,071.06	0
Pedestrian/Bicycle Safety	20.60	PS08	\$ 24,372.37	Annual	0	\$ 17,171.25	\$ 8,596.25	0	PS09	\$ 85,029.38	Annual	0	\$ 51,637.32	\$ 44,781.82	1
Data Program SAFETEA-Lu	20.60	K908	\$1,300,000.00	Annual	0	\$ 730,000.00	\$ 257,002.00	0	K909	\$ 1,158,578.69	Annual	-	\$ 860,108.00	\$ 686,108.00	1
Safety Belts Incentive	20.60	K408	\$ 750,449.00	Annual	0	\$ 351,285.22	\$ 283,106.22	0	K409	\$ 562,533.72	Annual	-	\$ 227,953.00	\$ 196,552.63	1
Roadway Safety - FHWA	20.60	FRS08	\$ 6.34	Annual	0	\$ -		0	FRS09	\$ -	Annual	0		\$ -	
Paid Media									PM09	\$ 20,000.00	Annual		\$ 1,000.00	\$ -	
Total			\$ 3,176,761.97		\$ -	\$ 1,818,697.56	\$ 1,107,625.29	4	-	\$ 3,071,085.12	-	\$ -	\$ 2,037,568.35	\$ 1,631,122.20	11

1/ If a grant is a continuing grant from previous fiscal years, indicate only in this column, the expenditures/encumbrances which occurred in FY 2008 (10/01/07 to 09/30/08).

2/ If a grant is a continuing grant from previous fiscal years, indicate only in this column, the expenditures/encumbrances which occurred in FY 2009 (10/01/08 to 09/30/09).

3/ If a grant is a continuing grant from previous fiscal years, indicate only in this column, the expenditures/encumbrances which occurred in FY 2010 (10/01/09 to 09/30/10).

Office of Finance and Budget
DEPARTMENTAL FEDERAL FUNDING ABSTRACT
(Continued from page 1)

Department/Agency: Department of Public Works/Office of Highway Safety

As of September 30, 2010													
Fiscal Year 2010									FY 2011 Federal Award Request				
Grant Title	CFDA Number	Grant Award No.	FY 2010 Federal Grant Award Received	Grant Period	Indirect Cost Applied for/Amount Rec'd.	FY2010 Expenditures/Encumbrances 3/	FY 2010 Actual Federal Reimbursement	No. of FTE's Funded	Federal Award	Grant Award No.	Grant Period	Indirect Cost Applied for/Amount Rec'd.	FTE's to be Funded by
Alcohol & Other Drugs (N01)	20.60	AL10	\$ 207,981.42	Annual	0	\$ 116,145.94	\$ 107,112.90	2	\$ 131,584.00	AL11	Annual	0	2
Alcohol & Other Drugs (C01)	20.60	AL10	\$ 165,456.67	Annual	0	\$ 126,041.74	\$ 106,408.64	2	\$ 128,672.00	OP11	Annual	0	2
	20.60	AL10		Annual									
Occupant Protection (N02)	20.60	OP10	\$ 105,480.80	Annual	0	\$ 103,084.34	\$ 91,538.06	1	\$ 60,872.97	PT11	Annual	0	0
Occupant Protection (C02)	20.60	OP10	\$ 88,257.50	Annual	0	\$ 55,553.98	\$ 49,779.85	1	\$ 40,000.00	EM11	Annual	0	0
	20.60	OP10		Annual									
STEP (N03)	20.60	PT10	\$ 140,914.00	Annual	0	\$ 46,864.00	\$ 27,231.43	0	\$ 23,400.00	TR11	Annual	0	2
STEP (C03)	20.60	PT10	\$ 117,244.51	Annual	0	\$ 102,969.25	\$ 81,544.99	0	\$ 56,217.50	PA11	Annual	0	2
EMS/Injury Prevention (N04)	20.60	EM10		Annual	0			0	\$ -	YA11	Annual	0	0
EMS/Injury Prevention (C04)	20.60	EM10	\$ 45,990.96	Annual	0	\$ 18,935.64	\$ 7,713.00	0	\$ -	SA11	Annual	0	0
TRIMS (N05)	20.60	TR10	\$ 45,908.94	Annual	0	\$ 45,220.45	\$ 44,345.45	0	\$ 40,000.00	RS11	Annual	0	0
TRIMS (C05)	20.60	TR10	\$ 56,029.96	Annual	0	\$ 12,135.00	\$ 10,676.06	0	\$ -	SB11	Annual	0	0
Planning & Administration (N06)	20.60	PA10	\$ 58,717.50	Annual	0	\$ 28,255.21	\$ 27,236.46	0	\$ -	SO11	Annual	0	0
Planning & Administration (C06)	20.60	PA10	\$ 43,402.88	Annual	0	\$ 31,643.48	\$ 29,081.78	0	\$ -	J911	Annual	0	0
	20.60	PA10		Annual									
Roadway Safety (N09)	20.60	RS10		Annual	0			0	\$ -	J311	Annual	0	0
Roadway Safety (C09)	20.60	RS10	\$ 26,645.17	Annual	0	\$ 2,769.82	\$ -	1	\$ 81,428.53	PS11	Annual	0	1
Pedestrian/Bicycle Safety (N18)	20.60	PS10	\$ 28,172.34	Annual	0	\$ 33,987.80	\$ 33,987.80	1		K911	Annual	0	1
Pedestrian/Bicycle Safety (C18)	20.60	PS10	\$ 46,116.94	Annual	0	\$ 42,250.18	\$ 42,250.18	1		K411	Annual	0	1
	20.60	PS10		Annual									
Data Program (N40)	20.60	K910	\$ 500,000.00	Annual	0	\$ -	\$ -						
Data Program (C40)	20.60	K910	\$ 643,000.00	Annual	0	\$ 622,361.60	\$ 347,500.00			PM11	Annual		
Safety Belt Incentive (N41)	20.60	K410		Annual	0								
Safety Belt Incentive (C41)	20.60	K410	\$334,580.72	Annual	0	\$ 285,884.56	\$ 268,179.06						
	20.60	K410		Annual									
Paid Advertisement (C17)	20.60	PM10	18000.00	Annual	0	\$ 14,499.00	\$ 14,499.00						
Paid Media (N19)	20.60	K2PM10	\$ 20,000.00	Annual	0	\$ 10,000.00	\$ 10,000.00						
OP Incentive Grant (N20)	20.60	K210	\$ 55,414.00	Annual	0	\$ 6,430.00	\$ 2,230.00						
Total			\$ 2,747,314.31		\$ -	\$ 1,705,031.99	\$ 1,301,314.66	9	\$ 562,175			\$ -	11

1/ If a grant is a continuing grant from previous fiscal years, indicate only in this column, the expenditures/encumbrances which occurred in FY 2008 (10/01/07 - 09/30/08).
2/ If a grant is a continuing grant from previous fiscal years, indicate only in this column, the expenditures/encumbrances which occurred in FY 2009 (10/01/08 - 09/30/09).
3/ If a grant is a continuing grant from previous fiscal years, indicate only in this column, the expenditures/encumbrances which occurred in FY 2010 (10/01/09 - 09/30/10).