

DEPARTMENT OF PUBLIC WORKS
FY 2011 2nd Quarter Summary Report
Period ended March 31, 2011

General Fund	Funding Sources	FY 2011 Total Appropriation	FY 2011 Total Expos/Encs.	FY 2011 Available
Director's Office (5100A111000GA001)		1,586,910	1,397,000	189,910
Transportation Maintenance (5100A111020SE009)		1,137,715	1,139,247	(1,532)
Bus Operations (5100A111030SE016)		5,422,447	5,556,929	(134,482)
Bus Operations (Fuel) (5100A111030SE001)		265,039	1,002,966	(737,927)
CIP-Reno/Repairs of WIC Facilities (5100Z101000WR401)		117,615	115,821	1,794
CIP-Local Emergency Generator Shelter (5100B101010MT950)		74,800	74,800	0
Highways-Master Payment Contract-Tech Services (5100Z101000WL408)		899,706	899,706	0
General Fund Total:		9,504,232	10,186,469	(682,237)
Special Revenue Fund				
Streetlight Fund (5202A081060SE202/5202C021060SE202/5202C041080SE202)		151,773	151,773	0
Guam Highway Fund				
Highway Maintenance (GHF) (5208A111060SE208)		4,314,529	3,677,220	637,309
Capital Improvement Projects (GHF) (5208A111010SE208)		1,850,752	1,908,098	(57,346)
Building Maintenance (GHF) (5208A111040SE208)		1,364,093	1,292,820	71,273
GHF Total:		7,529,374	6,878,138	651,236
DPW-Building and Design Fund (5235A111010GA201)		546,683	546,683	0
Special Revenue Fund Total:		8,227,830	7,576,594	651,236
Non-Appropriated and Other Funds				
Dep-Bus Op School Bus (5100X951022RS012)		283,528	237,763	45,765
Sub Total:		283,528	237,763	45,765
Recycling Revolving Fund				
Tire Disposal-Clean Up (5619C101020GA201)		100,006	100,006	0
Drum Disposal-Clean Up (5619C101020GA203)		584,700	584,700	0
Sub Total:		684,706	684,706	0
Capital Projects Funds (CPF)				
Infrastructure Improvement Bond '97-CPF (5251D051015C1616, 5251D071010IB204 & 5251D981069C1612)		1,842,921	1,800,000	42,921
L.O. Highway Bond 2001A-CPF (5224D061090IBNA-5224D061090IB2S4)		1,643,361	58,852	1,584,509
L.O. Highway Bond 2001A-CPF (5224D1110****) P.L. 30-216				0
Repair of GFD Vehicles (5224A111000GF204)		200,000	200,000	0
Repair of GPD Patrol Cars (5224A111000GP203)		200,000	200,000	0
Tools and Equipment (5224A111020EQ206)		100,000	100,000	0
Preventive Maintenance of Buses (5224A111020PM205)		507,722	507,722	0
Repair and Restore School Buses (5224A111020RR204)		992,278	992,278	0
Rental of School Buses (5224A111030RE202)		100,000	100,000	0
Repair of 7 Bus Substations (5224A111030ST203)		54,413	54,413	0
Construction of Wooden Bus Shelters (5224A111040SH204)		100,000	100,000	0
Sub Total:		2,254,413	2,254,413	0
Capital Project Fund (CPF) Total:		5,740,695	4,113,265	1,627,430
Federal Funds				
National Highway Traffic Safety Administration (NHTSA) (5101E1110****)		1,795,003	1,366,152	428,851
Federal Highway Administration (FHWA) (5101F***10)		134,465,974	89,696,062	44,769,912
US Dept. of Housing & Urban Dev (HUD) - DPW Sidewalk & St. Improvements (5101H111060S101)		245,000	0	245,000
Department of Interior (Compact/Impact - Purchase of Heavy Equip (5101H051000IB110)		0	0	0
Department of Interior (Compact/Impact - Purchase of Heavy Equip (5101H051000IB111)		0	0	0
Department of Interior - CIP Mangilao Community Imprv (5101F091000IB112)		0	0	0
Fema-DR NO. 1426 (Typhoon Chata'an) (5101G***10**TC)		9,657	0	9,657
Fema-DR NO. 1446 (Typhoon Pongsona) (5101G***10**PG)		0	0	0
Sub Total:		136,515,634	91,062,214	45,453,420
Cost Pool Accounts				
Health Benefits (Med/Den/Life)		610,158	475,515	134,643
Power		6,279,726	2,907,164	3,372,562
Water		124,079	91,767	32,312
Sub Total:		7,013,963	3,474,446	3,539,516
Grand Total:		167,970,588	117,335,457	50,635,130



The Honorable
EDDIE BAZA CALVO
Governor

The Honorable
RAY TENORIO
Lt. Governor



JOANNE M.S. BROWN

Director

CARL DOMINGUEZ

Deputy Director

April 28, 2011

The Honorable Speaker Judith T. Won Pat
I Mina' Trentai Unu Na Liheslaturan Guahan
155 Hesler Place
Hagatna, Guam 96910

Re: FY2011 Second Quarter – Financial Report

Dear Madam Speaker Won pat:

Buenas yas Hafa Adai!

Transmitted herewith is the Department of Public Works' Financial Report for FY2011 Second Quarter Reporting Requirements for the period ended January 1, 2011 to March 31, 2011. We have also included AS400 Budget & Accounting Information System reports printouts.

Please be advised that our Financial Report does not include Solid Waste Management Division, which will be provided by the Receivership Gershman, Britner & Bratton, Inc. (GBB) as appointed by the U.S. District Court of Guam.

The Financial Report can be reviewed on our website: www.dpw.guam.gov

Should you have any questions, please do not hesitate to contact Mrs. Arleen U. Pierce, Controller at 646-3154 or 646-3231.

Un Dangkulo Na Si Yu'os Ma'ase!

CARL V. DOMINGUEZ
Acting Director

4/28/11

Attachments:

Cc: Office of the Public Auditor, OPA
Bureau of Budget & Management Research, BBMR
Guam State Clearing House (Federal Funded Program Only)
Department of Administration

OFB Departmental Funding/Expenditure Fact Sheet
General Fund Summary

Department/Agency: DEPARTMENT OF PUBLIC WORKS

Department/Agency Head Certification as to the accuracy of information contained herein:	
JOANNE M.S. BROWN Director (Print)	4/28/11
Signature	Date

		As of September 30, 2010						As of March 31, 2011								
		FY 2010						FY 2011								
AS400 Account Code	Appropriation Classification	A	B	C	D	E	F	G	H	I	J	K	L	M	N	O
		FY 2010 Appropriations P.L. 30-55	FY 2009 Authorized Lapse Carried Over/Continued into FY 2010	FY 2010 Governor's Transfer +/-	Total FY 2010 Spending Authorization (A)+(B)+(C)	FY 2010 Expenditures/ Encumbrances	FY 2010 Available Balance (D)-(E)	FY 2011 Appropriations PL 30-196	FY 2010 Authorized Lapse Carried Over/ Continued into FY 2011	FY 2011 Governor's Transfer +/-	Total FY 2011 Spending Authorized (G)+(H)+(I)	FY 2011 YTD Allotment	FY 2011 YTD Expenditures/ Encumbrances 1/	FY 2011 Projected Expenditures Remaining 2 Quarters	FY 2011 Total Expenditures/ Encumbrances (L)+(M)	FY 2011 Available Projected Balance (J)-(N)
PERSONNEL SERVICES																
111	Regular Salaries/Increments	0	0	0	0	0	0	5,814,823	0	(61,723)	5,753,100	3,186,693	2,993,307	2,947,313	5,940,620	(187,520)
112	Overtime/Special Pay	0	0	0	0	0	0	0	0	0	0	0	0	0	0	0
113	Benefits	0	0	0	0	0	0	1,962,667	0	17,937	1,980,604	945,552	864,404	865,472	1,729,877	250,727
	TOTAL PERSONNEL SERVICES	0	0	0	0	0	0	7,777,490	0	(43,786)	7,733,704	4,132,245	3,857,711	3,812,786	7,670,497	63,207
OPERATIONS																
220	TRAVEL- Off-Island/Local Mileage Reimbursements	0	0	0	0	0	0	0	0	0	0	0	0	0	0	0
230	CONTRACTUAL SERVICES:	0	0	0	0	0	0	53,559	1,017,321	28,963	1,099,843	1,099,843	734,149	396,756	1,130,905	(31,062)
233	OFFICE SPACE RENTAL:	0	0	0	0	0	0	0	0	0	0	0	0	0	0	0
240	SUPPLIES & MATERIALS:	0	0	0	0	0	0	561,198	0	(28,913)	532,285	371,732	603,325	627,066	1,230,391	(698,106)
250	EQUIPMENT:	0	0	0	0	0	0	0	0	0	0	0	0	16,050	16,050	(16,050)
271	Drug Testing Charges	0	0	0	0	0	0	0	0	0	0	0	0	188	188	(188)
280	SUB-RECIPIENT/SUBGRANT:	0	0	0	0	0	0	0	0	0	0	0	0	0	0	0
290	MISCELLANEOUS:	0	0	0	0	0	0	0	74,800	0	74,800	74,800	0	74,800	74,800	0
	TOTAL OPERATIONS	0	0	0	0	0	0	614,757	1,092,121	50	1,706,928	1,546,375	1,337,473	1,114,860	2,452,333	(745,405)
UTILITIES																
361	Power	0	0	0	0	0	0	0	0	0	0	0	0	0	0	0
362	Water/Sewer	0	0	0	0	0	0	0	0	0	0	0	0	0	0	0
363	Telephone/Toll	0	0	0	0	0	0	45,600	0	0	45,600	45,600	19,658	25,982	45,640	(40)
	TOTAL UTILITIES	0	0	0	0	0	0	45,600	0	0	45,600	45,600	19,658	25,982	45,640	(40)
701	INDIRECT COST	0	0	0	0	0	0	0	0	0	0	0	0	0	0	0
450	CAPITAL OUTLAY	0	0	0	0	0	0	18,000	0	0	18,000	0	0	18,000	18,000	0
	TOTAL	0	0	0	0	0	0	8,455,847	1,092,121	(43,736)	9,504,232	5,724,220	5,214,842	4,971,627	10,186,469	(682,238)

		As of September 30, 2010					As of March 31, 2011				
FULL TIME EQUIVALENCIES (FTE's)		UNCLASSIFIED	CLASSIFIED	CONTRACT	OTHER (LTA)		UNCLASSIFIED	CLASSIFIED	CONTRACT	OTHER (LTA)	
FILLED/WARM BODIES		2	0	0	0		3	179	0	5	
VACANT (FUNDED)		1	0	0	0		0	21	0	0	
TOTAL FTE's		3	0	0	0		3	200	0	5	

1/ a) Indicate on a separate sheet, each amount expended for: 1) prior year obligation(s); 2) emergency authorization(s); 3) promised compensation/acting or detail pay
b) Attach AS400 print out used to determine the amounts reflected.

OFB Departmental Funding/Expenditure Fact Sheet
General Fund

Department/Agency: Department of Public Works
Division/Program: Director's Office
AS400 account number(s): 5100A111000GA001

Department/Agency Head Certification as to the accuracy of information contained herein:	
JOYNE M.S. BROWN Director Name (Print)	
Signature	Date 4/24/11


		As of September 30, 2010						As of March 31, 2011								
		FY 2010						FY 2011								
		A	B	C	D	E	F	G	H	I	J	K	L	M	N	O
AS400 Account Code	Appropriation Classification	FY 2010 Appropriations P L 30-55	FY 2009 Authorized Lapse Carried Over/Continued into FY 2010	FY 2010 Governor's Transfer +/-	Total FY 2010 Spending Authorization (A)+(B)+(C)	FY 2010 Expenditures/ Encumbrances	FY 2010 Available Balance (D)-(E)	FY 2011 Appropriations PL 30-196	FY 2010 Authorized Lapse Carried Over/ Continued into FY 2011	FY 2011 Governor's Transfer +/-	Total FY 2011 Spending Authorized (G)+(H)+(I)	FY 2011 YTD Allotment	FY 2011 YTD Expenditures/ Encumbrances 1/	FY 2011 Projected Expenditures Remaining 2 Quarters	FY 2011 Total Expenditures/ Encumbrances (L)+(M)	FY 2011 Available Projected Balance (J)-(N)
	PERSONNEL SERVICES															
111	Regular Salaries/Increments	0	0	0	0	0	0	1,186,943	0	(147,111)	1,039,832	506,603	502,064	421,571	923,635	116,197
112	Overtime/Special Pay	0	0	0	0	0	0	0	0	0	0	0	0	0	0	0
113	Benefits	0	0	0	0	0	0	371,972	0	(6,773)	365,199	147,215	136,614	121,122	257,737	107,462
	TOTAL PERSONNEL SERVICES	0	0	0	0	0	0	1,558,915	0	(153,884)	1,405,031	653,818	638,678	542,694	1,181,371	223,660
	OPERATIONS															
220	TRAVEL- Off-Island/Local Mileage Reimbursements	0	0	0	0	0	0	0	0	0	0	0	0	0	0	0
230	CONTRACTUAL SERVICES:	0	0	0	0	0	0	53,559	0	0	53,559	53,559	52,009	34,406	86,415	(32,856)
233	OFFICE SPACE RENTAL:	0	0	0	0	0	0	0	0	0	0	0	0	0	0	0
240	SUPPLIES & MATERIALS:	0	0	0	0	0	0	64,720	0	0	64,720	32,360	6,482	42,855	49,337	15,383
250	EQUIPMENT:	0	0	0	0	0	0	0	0	0	0	0	0	16,050	16,050	(16,050)
271	DRUG TESTING CHARGES	0	0	0	0	0	0	0	0	0	0	0	0	188	188	(188)
280	SUB-RECIPIENT SUBGRANT:	0	0	0	0	0	0	0	0	0	0	0	0	0	0	0
290	MISCELLANEOUS:	0	0	0	0	0	0	0	0	0	0	0	0	0	0	0
	TOTAL OPERATIONS	0	0	0	0	0	0	118,279	0	0	118,279	85,919	58,490	93,499	151,989	(33,710)
	UTILITIES															
361	Power	0	0	0	0	0	0	0	0	0	0	0	0	0	0	0
362	Water/Sewer	0	0	0	0	0	0	0	0	0	0	0	0	0	0	0
363	Telephone/Toll	0	0	0	0	0	0	45,600	0	0	45,600	45,600	19,658	25,982	45,640	(40)
	TOTAL UTILITIES	0	0	0	0	0	0	45,600	0	0	45,600	45,600	19,658	25,982	45,640	(40)
701	INDIRECT COST	0	0	0	0	0	0	0	0	0	0	0	0	0	0	0
450	CAPITAL OUTLAY	0	0	0	0	0	0	18,000	0	0	18,000	0	0	18,000	18,000	0
	TOTAL	0	0	0	0	0	0	1,740,794	0	(153,884)	1,586,910	785,337	716,826	680,174	1,397,000	189,910

		As of September 30, 2010						As of March 31, 2011					
FULL TIME EQUIVALENCIES (FTE's)		UNCLASSIFIED	CLASSIFIED	CONTRACT	OTHER			UNCLASSIFIED	CLASSIFIED	CONTRACT	OTHER (LTA)		
FILLED/WARM BODIES		2	0	0	0			3	16	0	1		
VACANT (FUNDED)		1	0	0	0			0	6	0	0		
TOTAL FTE's		3	0	0	0			3	22	0	1		

1/ a) Indicate on a separate sheet, each amount expended for: 1) prior year obligation(s); 2) emergency authorization(s); 3) promised compensation/acting or detail pay
b) Attach AS400 print out used to determine the amounts reflected.

**OFB Departmental Funding/Expenditure Fact Sheet
General Fund**

Department/Agency: Department of Public Works
Division/Program: Transportation Maintenance
AS400 account number(s): 5100A111020SE009

Department/Agency Head Certification as to the accuracy of information contained herein:	
 JOANNE M. BROWN Director Name (Print)	4/28/11 Date
Signature	Date



		As of September 30, 2010							As of March 31, 2011								
		FY 2010							FY 2011								
AS400 Account Code	Appropriation Classification	A	B	C	D	E	F		G	H	I	J	K	L	M	N	O
		FY 2010 Appropriations P.L. 30-55	FY 2009 Authorized Lapse Carried Over/Continued into FY 2010	FY 2010 Governor's Transfer +/-	Total FY 2010 Spending Authorization (A)+(B)+(C)	FY 2010 Expenditures/Encumbrances	FY 2010 Available Balance (D)-(E)		FY 2011 Appropriations PL 30-196	FY 2010 Authorized Lapse Carried Over/Continued into FY 2011	FY 2011 Governor's Transfer +/-	Total FY 2011 Spending Authorized (G)+(H)+(I)	FY 2011 YTD Allotment	FY 2011 YTD Expenditures/Encumbrances 1/	FY 2011 Projected Expenditures Remaining 2 Quarters	FY 2011 Total Expenditures/Encumbrances (L)+(M)	FY 2011 Available Projected Balance (J)-(N)
PERSONNEL SERVICES																	
111	Regular Salaries/Increments	0	0	0	0	0	0		724,886	0	6,872	731,758	411,142	349,158	411,750	760,908	(29,150)
112	Overtime/Special Pay	0	0	0	0	0	0		0	0	0	0	0	0	0	0	0
113	Benefits	0	0	0	0	0	0		242,190	0	1,989	244,179	118,794	96,411	120,150	216,561	27,618
	TOTAL PERSONNEL SERVICES	0	0	0	0	0	0		967,076	0	8,861	975,937	529,936	445,569	531,900	977,469	(1,532)
OPERATIONS																	
220	TRAVEL- Off-Island/Local Mileage Reimbursements	0	0	0	0	0	0		0	0	0	0	0	0	0	0	0
230	CONTRACTUAL SERVICES:	0	0	0	0	0	0		0	0	0	0			0	0	0
233	OFFICE SPACE RENTAL:	0	0		0	0	0		0	0	0	0	0	0	0	0	0
240	SUPPLIES & MATERIALS:	0	0	0	0	0	0		11,778	0	150,000	161,778	152,945	122,405	39,373	161,778	0
250	EQUIPMENT:	0	0	0	0	0	0		0	0	0	0			0	0	0
271	DRUG TESTING CHARGES	0	0	0	0	0	0		0	0	0	0	0	0	0	0	0
280	SUB-RECIPIENT SUBGRANT:	0	0	0	0	0	0		0	0	0	0	0	0	0	0	0
290	MISCELLANEOUS:	0	0	0	0	0	0		0	0	0	0	0	0	0	0	0
	TOTAL OPERATIONS	0	0	0	0	0	0		11,778	0	150,000	161,778	152,945	122,405	39,373	161,778	0
UTILITIES																	
361	Power	0	0	0	0	0	0		0	0	0	0	0	0	0	0	0
362	Water/Sewer	0	0	0	0	0	0		0	0	0	0	0	0	0	0	0
363	Telephone/Toll	0	0	0	0	0	0		0	0	0	0	0	0	0	0	0
	TOTAL UTILITIES	0	0	0	0	0	0		0	0	0	0	0	0	0	0	0
701	INDIRECT COST	0	0	0	0	0	0		0	0	0	0	0	0	0	0	0
450	CAPITAL OUTLAY	0	0	0	0	0	0		0	0	0	0	0	0	0	0	0
	TOTAL	0	0	0	0	0	0		978,854	0	158,861	1,137,715	682,881	567,974	571,273	1,139,247	(1,532)

		As of September 30, 2010							As of March 31, 2011								
		UNCLASSIFIED	CLASSIFIED	CONTRACT	OTHER				UNCLASSIFIED	CLASSIFIED	CONTRACT	OTHER					
FULL TIME EQUIVALENCIES (FTE's)																	
FILLED/WARM BODIES		0	0	0	0				0	21	0	0					
VACANT (FUNDED)		0	0	0	0				0	0	0	0					
TOTAL FTE's		0	0	0	0				0	21	0	0					

1/ a) Indicate on a separate sheet, each amount expended for: 1) prior year obligation(s); 2) emergency authorization(s); 3) promised compensation/acting or detail pay
b) Attach AS400 print out used to determine the amounts reflected.

OFB Departmental Funding/Expenditure Fact Sheet
General Fund

Department/Agency: Department of Public Works
Division/Program: Bus Operations
AS400 account number(s): 5100A111030SE016

Department/Agency Head Certification as to the accuracy of information contained herein:	
 JOANNE M.S. BROWN Director Name (Print)	 Date
Signature	Date

		As of September 30, 2010						As of March 31, 2011								
		FY 2010						FY 2011								
AS400 Account Code	Appropriation Classification	A	B	C	D	E	F	G	H	I	J	K	L	M	N	O
		FY 2010 Appropriations PL 30-55	FY 2009 Authorized Lapse Carried Over/Continued into FY 2010	FY 2010 Governor's Transfer +/-	Total FY 2010 Spending Authorization (A)+(B)+(C)	FY 2010 Expenditures/ Encumbrances	FY 2010 Available Balance (D)-(E)	FY 2011 Appropriations PL 30-196	FY 2010 Authorized Lapse Carried Over/ Continued into FY 2011	FY 2011 Governor's Transfer +/-	Total FY 2011 Spending Authorized (G)+(H)+(I)	FY 2011 YTD Allotment	FY 2011 YTD Expenditures/ Encumbrances 1/	FY 2011 Projected Expenditures (Remaining 2 Qtrs.)	FY 2011 Total Expenditures/ Encumbrances (L)+(M)	FY 2011 Available Projected Balance (J)-(N)
PERSONNEL SERVICES																
111	Regular Salaries/Increments	0		0	0	0	0	3,902,994	0	78,516	3,981,510	2,268,948	2,142,086	2,113,992	4,256,078	(274,568)
112	Overtime/Special Pay	0		0	0	0	0	0	0	0	0	0	0	0	0	0
113/114	Benefits/Health Benefits (Medical/Dental/Life)	0		0	0	0	0	1,348,505	0	22,721	1,371,226	679,543	631,379	624,200	1,255,578	115,648
	TOTAL PERSONNEL SERVICES	0		0	0	0	0	5,251,499	0	101,237	5,352,736	2,948,491	2,773,464	2,738,192	5,511,656	(158,920)
OPERATIONS																
220	TRAVEL- Off-Island/Local Mileage Reimbursements	0		0	0	0	0	0	0	0	0	0	0	0	0	0
230	CONTRACTUAL SERVICES:	0		0	0	0	0	0	0	28,963	28,963	28,963	28,963	0	28,963	0
233	OFFICE SPACE RENTAL:	0		0	0	0	0	0	0	0	0	0	0	0	0	0
240	SUPPLIES & MATERIALS:	0		0	0	0	0	140,698	0	(99,950)	40,748	40,748	16,310	0	16,310	24,438
250	EQUIPMENT:	0		0	0	0	0	0	0	0	0	0	0	0	0	0
271	DRUG TESTING CHARGES	0		0	0	0	0	0	0	0	0	0	0	0	0	0
280	SUB-RECIPIENT/SUBGRANT:	0		0	0	0	0	0	0	0	0	0	0	0	0	0
290	MISCELLANEOUS:	0		0	0	0	0	0	0	0	0	0	0	0	0	0
	TOTAL OPERATIONS	0	0	0	0	0	0	140,698	0	(70,987)	69,711	69,711	45,273	0	45,273	24,438
UTILITIES																
361	Power	0		0	0	0	0	0	0	0	0	0	0	0	0	0
362	Water/Sewer	0		0	0	0	0	0	0	0	0	0	0	0	0	0
363	Telephone/Toll	0		0	0	0	0	0	0	0	0	0	0	0	0	0
	TOTAL UTILITIES	0	0	0	0	0	0	0	0	0	0	0	0	0	0	0
701	INDIRECT COST	0		0	0	0	0	0	0	0	0	0	0	0	0	0
450	CAPITAL OUTLAY	0		0	0	0	0	0	0	0	0	0	0	0	0	0
	TOTAL	0	0	0	0	0	0	5,392,197	0	30,250	5,422,447	3,018,202	2,818,737	2,738,192	5,556,929	(134,482)


		As of September 30, 2010				As of March 31, 2011			
FULL TIME EQUIVALENCIES (FTE's)		UNCLASSIFIED	CLASSIFIED	CONTRACT	OTHER (LTA)	UNCLASSIFIED	CLASSIFIED	CONTRACT	OTHER (LTA)
FILLED/WARM BODIES		0	0		0	0	142	0	4
VACANT (FUNDED)		0	0		0	0	15	0	0
TOTAL FTE's		0	0	0	0	0	157	0	4

1/ a) Indicate on a separate sheet, each amount expended for: 1) prior year obligation(s); 2) emergency authorization(s); 3) promised compensation/acting or detail pay
b) Attach AS400 print out used to determine the amounts reflected.

OFB Departmental Funding/Expenditure Fact Sheet
General Fund

Department/Agency: Department of Public Works
Division/Program: Bus Operations
AS400 account number(s): 5100A111030SE001 (FUEL)

Department/Agency Head Certification
as to the accuracy of information contained herein:


JOANNE M. BROWN
Director (Print)
Signature Date 4/29/11

		As of September 30, 2010						As of March 31, 2011								
		FY 2010						FY 2011								
		A	B	C	D	E	F	G	H	I	J	K	L	M	N	O
AS400 Account Code	Appropriation Classification	FY 2010 Appropriations PL 30-55	FY 2009 Authorized Lapse Carried Over/Continued into FY 2010	FY 2010 Governor's Transfer +/-	Total FY 2010 Spending Authorization (A)+(B)+(C)	FY 2010 Expenditures/ Encumbrances	FY 2010 Available Balance (D)-(E)	FY 2011 Appropriations PL 30-196	FY 2010 Authorized Lapse Carried Over/ Continued into FY 2011	FY 2011 Governor's Transfer +/-	Total FY 2011 Spending Authorized (G)+(H)+(I)	FY 2011 YTD Allotment	FY 2011 YTD Expenditures/ Encumbrances 1/	FY 2011 Projected Expenditures (Remaining 6 Months)	FY 2011 Total Expenditures/ Encumbrances (L)+(M)	FY 2011 Available Projected Balance (J)-(N)
PERSONNEL SERVICES																
111	Regular Salaries/Increments	0		0	0	0	0	0	0	0	0	0	0	0	0	0
112	Overtime/Special Pay	0		0	0	0	0	0	0	0	0	0	0	0	0	0
113/114	Benefits/Health Benefits (Medical/Dental/Life)	0		0	0	0	0	0	0	0	0	0	0	0	0	0
	TOTAL PERSONNEL SERVICES	0		0	0	0	0	0	0	0	0	0	0	0	0	0
OPERATIONS																
220	TRAVEL- Off-Island/Local Mileage Reimbursements	0		0	0	0	0	0	0	0	0	0	0	0	0	0
230	CONTRACTUAL SERVICES:	0		0	0	0	0	0	0	0	0	0	0	0	0	0
233	OFFICE SPACE RENTAL:	0		0	0	0	0	0	0	0	0	0	0	0	0	0
240	SUPPLIES & MATERIALS:	0		0	0	0	0	344,002	0	(78,963)	265,039	145,679	458,128	544,838	1,002,966	(737,927)
250	EQUIPMENT:	0		0	0		0	0	0	0	0	0	0	0	0	0
271	DRUG TESTING CHARGES	0		0	0		0	0	0	0	0	0	0	0	0	0
280	SUB-RECIPIENT/SUBGRANT:	0		0	0		0	0	0	0	0	0	0	0	0	0
290	MISCELLANEOUS:	0		0	0		0	0	0	0	0	0	0	0	0	0
	TOTAL OPERATIONS	0	0	0	0	0	0	344,002	0	(78,963)	265,039	145,679	458,128	544,838	1,002,966	(737,927)
UTILITIES																
361	Power	0		0	0		0	0	0	0	0	0	0	0	0	0
362	Water/Sewer	0		0	0		0	0	0	0	0	0	0	0	0	0
363	Telephone/Toll	0		0	0		0	0	0	0	0	0	0	0	0	0
	TOTAL UTILITIES	0	0	0	0	0	0	0	0	0	0	0	0	0	0	0
701	INDIRECT COST	0		0	0		0	0	0	0	0	0	0	0	0	0
450	CAPITAL OUTLAY	0		0	0		0	0	0	0	0	0	0	0	0	0
	TOTAL	0	0	0	0	0	0	344,002	0	(78,963)	265,039	145,679	458,128	544,838	1,002,966	(737,927)

		As of September 30, 2010						As of March 31, 2011					
FULL TIME EQUIVALENCIES (FTE's)		UNCLASSIFIED	CLASSIFIED	CONTRACT	OTHER (LTA)			UNCLASSIFIED	CLASSIFIED	CONTRACT	OTHER (LTA)		
FILLED/WARM BODIES		0	0		0			0	0	0	0		
VACANT (FUNDED)		0	0		0			0	0	0	0		
TOTAL FTE's		0	0	0	0			0	0	0	0		

1/ a) Indicate on a separate sheet, each amount expended for: 1) prior year obligation(s); 2) emergency authorization(s); 3) promised compensation/acting or detail pay
b) Attach AS400 print out used to determine the amounts reflected.

Department/Agency
Division/Program
AS400 Account Number(s):

Department of Public Works
Division of Engineering - Renovation/Repairs of WIC Facilities
51002101000WR401230

Department/Agency Head Certification as to the accuracy of information contained herein:

JOANNE M. BROWN
Director, Dept. of Public Works


Signature Date 4/20/11


							As of March 31, 2011 FY 2011														
							A	B	C	D	E	F	G	H	I	J	K	L	M	N	O
AS400 Account Code	Appropriation Classification	FY2010 Appropriation	FY 2009 Authorized Lapse Carried Over/Continued into FY2010	FY 2010 Governor's Transfer +/-	Total FY 2010 Spending Authorization [A]+[B]+[C]	FY 2010 Expenditures/ Encumbrances	FY 2010 Available Balance [D] - [E]	FY2011 Appropriation	FY 2010 Authorized Lapse Carried Over/Continued Into FY2011	FY 2011 Governor's Transfer +/-	Total FY 2011 Spending Authorization [G]+[H]+[I]	FY 2011 YTD Allotment	FY 2011 YTD Expenditures/ Encumbrances 1/	FY 2011 Projected Expenditures	FY 2011 Total Expenditures/ Encumbrances [L] + [M]	FY 2011 Available Projected Balance [J] - [N]					
PERSONNEL SERVICES																					
111	Regular Salaries/Increments	0	0	0	0	0	0	0	0	0	0	0	0	0	0	0	0				
112	Overtime/Special Pay	0	0	0	0	0	0	0	0	0	0	0	0	0	0	0	0				
113	Benefits	0	0	0	0	0	0	0	0	0	0	0	0	0	0	0	0				
TOTAL PERSONNEL SERVICES:		0	0	0	0	0	0	0	0	0	0	0	0	0	0	0	0				
OPERATIONS																					
220	Travel - Off-Island/Local Mileage Reimbursement	0	0	0	0	0	0	0	0	0	0	0	0	0	0	0	0				
230	Contractual Services	0	0	0	0	0	0	0	117,615	0	117,615	117,615	115,821	0	115,821	1,794					
233	Office Space Rental	0	0	0	0	0	0	0	0	0	0	0	0	0	0	0					
240	Supplies & Materials	0	0	0	0	0	0	0	0	0	0	0	0	0	0	0					
250	Equipment	0	0	0	0	0	0	0	0	0	0	0	0	0	0	0					
270	Worker's Compensation	0	0	0	0	0	0	0	0	0	0	0	0	0	0	0					
271	Drug Testing Charges	0	0	0	0	0	0	0	0	0	0	0	0	0	0	0					
280	Sub-recipient/Sub grant	0	0	0	0	0	0	0	0	0	0	0	0	0	0	0					
290	Miscellaneous	0	0	0	0	0	0	0	0	0	0	0	0	0	0	0					
TOTAL OPERATIONS:		0	0	0	0	0	0	0	117,615	0	117,615	117,615	115,821	0	115,821	1,794					
UTILITIES																					
361	Power	0	0	0	0	0	0	0	0	0	0	0	0	0	0	0	0				
362	Water/Sewer	0	0	0	0	0	0	0	0	0	0	0	0	0	0	0	0				
363	Telephone/Toll	0	0	0	0	0	0	0	0	0	0	0	0	0	0	0	0				
TOTAL UTILITIES:		0	0	0	0	0	0	0	0	0	0	0	0	0	0	0	0				
450	CAPITAL OUTLAY	0	0	0	0	0	0	0	0	0	0	0	0	0	0	0	0				
701	INDIRECT COST	0	0	0	0	0	0	0	0	0	0	0	0	0	0	0	0				
TOTAL		0	0	0	0	0	0	0	117,615	0	117,615	117,615	115,821	0	115,821	1,794					
FULL-TIME EQUIVALENCIES (FTE's)							UNCLASSIFIED	CLASSIFIED	CONTRACT	OTHER											
FILLED / WARM BODIES		0	0	0	0	0															
VACANT (FUNDED)		0	0	0	0	0															
TOTAL FTEs:		0	0	0	0	0															

- 1/ a) Indicate on a separate sheet, each amount expended for: (1) Prior Year Obligation(s); (2) Emergency Authorization(s); (3) Promised Compensating/Acting or Detail Pay
b) Attach AS400 Print out used to determine the amounts reflected.
- 2/ Memorandum of Agreement between Dept. of Public Health & Social Services and Dept. of Public Works approved on August 27, 2010. DPHSS account no.: 5101E101712PA101230.

Department/Agency Head Certification as to the accuracy
of information contained herein:

JOHNNE M. BROWN
Director, Dept. of Public Works

 _____
Signature

 _____
Date


As of March 31, 2011								
FY 2011								
G	H	I	J	K	L	M	N	O
FY2011 Appropriation	FY 2010 Authorized Lapse Carried Over/Continued into FY2011	FY 2011 Governor's Transfer +/-	Total FY 2011 Spending Authorization [G]+[H]+[I]	FY 2011 YTD Allotment	FY 2011 YTD Expenditures/ Encumbrances 1/	FY 2011 Projected Expenditures	FY 2011 Total Expenditures/ Encumbrances [L] + [M]	FY 2011 Available Projected Balance [J] - [N]
0	0	0	0	0	0	0	0	0
0	0	0	0	0	0	0	0	0
0	0	0	0	0	0	0	0	0
0	0	0	0	0	0	0	0	0
0	0	0	0	0	0	0	0	0
0	0	0	0	0	0	0	0	0
0	0	0	0	0	0	0	0	0
0	0	0	0	0	0	0	0	0
0	0	0	0	0	0	0	0	0
0	0	0	0	0	0	0	0	0
0	0	0	0	0	0	0	0	0
0	0	0	0	0	0	0	0	0
0	0	0	0	0	0	0	0	0
0	0	0	0	0	0	0	0	0
0	0	0	0	0	0	0	0	0
0	74,800	0	74,800	74,800	0	74,800	74,800	0
0	74,800	0	74,800	74,800	0	74,800	74,800	0
0	0	0	0	0	0	0	0	0
0	0	0	0	0	0	0	0	0
0	0	0	0	0	0	0	0	0
0	0	0	0	0	0	0	0	0
0	0	0	0	0	0	0	0	0
0	0	0	0	0	0	0	0	0
0	0	0	0	0	0	0	0	0
0	74,800	0	74,800	74,800	0	74,800	74,800	0

As of March 31, 2011				
UNCLASSIFIED	CLASSIFIED	CONTRACT	OTHER	
0	0	0	0	
0	0	0	0	
0	0	0	0	

1/ a) Indicate on a separate sheet, each amount expended for: (1) Prior Year Obligation(s); (2) Emergency Authorization(s); (3) Promised Compensating/Acting or Detail Pay
b) Attach AS400 Print out used to determine the amounts reflected.

**OFB Departmental Funding/Expenditure Fact Sheet
General Fund**

Department/Agency: Department of Public Works
Division/Program: Division of Highways
AS400 account number(s): 5100Z101000WL408

Department/Agency Head Certification as to the accuracy of information contained herein:	
 JOANNY M.S. BROWN Director Name (Print)	4/28/11 Date
Signature	Date

		As of September 30, 2010						As of March 31, 2011								
		FY 2010						FY 2011								
		A	B	C	D	E	F	G	H	I	J	K	L	M	N	O
AS400 Account Code	Appropriation Classification	FY 2010 Appropriations P.L. 30-55	FY 2009 Authorized Lapse Carried Over/Continued into FY 2010	FY 2010 Governor's Transfer +/-	Total FY 2010 Spending Authorization (A)+(B)+(C)	FY 2010 Expenditures/Encumbrances	FY 2010 Available Balance (D)-(E)	FY 2011 Appropriations PL 30-196	FY 2010 Authorized Lapse Carried Over/Continued into FY 2011	FY 2011 Governor's Transfer +/-	Total FY 2011 Spending Authorized (G)+(H)+(I)	FY 2011 YTD Allotment	FY 2011 YTD Expenditures/Encumbrances 1/	FY 2011 Projected Expenditures Remaining 2-Quarters	FY 2011 Total Expenditures/Encumbrances (L)+(M)	FY 2011 Available Projected Balance (J)-(N)
PERSONNEL SERVICES																
111	Regular Salaries/Increments	0	0	0	0	0	0	0	0	0	0	0	0	0	0	0
112	Overtime/Special Pay	0	0	0	0	0	0	0	0	0	0	0	0	0	0	0
113	Benefits	0	0	0	0	0	0	0	0	0	0	0	0	0	0	0
	TOTAL PERSONNEL SERVICES	0	0	0	0	0	0	0	0	0	0	0	0	0	0	0
OPERATIONS																
220	TRAVEL- Off-Island/Local Mileage Reimbursements	0	0	0	0	0	0	0	0	0	0	0	0	0	0	0
230	CONTRACTUAL SERVICES:	0	0	0	0	0	0	0	899,706	0	899,706	899,706	537,356	362,350	899,706	0
233	OFFICE SPACE RENTAL:	0	0	0	0	0	0	0	0	0	0	0	0	0	0	0
240	SUPPLIES & MATERIALS:	0	0	0	0	0	0	0	0	0	0				0	0
250	EQUIPMENT:	0	0	0	0	0	0	0	0	0	0	0	0	0	0	0
271	DRUG TESTING CHARGES	0	0	0	0	0	0	0	0	0	0	0	0	0	0	0
280	SUB-RECIPIENT/SUBGRANT:	0	0	0	0	0	0	0	0	0	0	0	0	0	0	0
290	MISCELLANEOUS:	0	0	0	0	0	0	0	0	0	0	0	0	0	0	0
	TOTAL OPERATIONS	0	0	0	0	0	0	0	899,706	0	899,706	899,706	537,356	362,350	899,706	0
UTILITIES																
361	Power	0	0	0	0	0	0	0	0	0	0	0	0	0	0	0
362	Water/Sewer	0	0	0	0	0	0	0	0	0	0	0	0	0	0	0
363	Telephone/Toll	0	0	0	0	0	0	0	0	0	0	0	0	0	0	0
	TOTAL UTILITIES	0	0	0	0	0	0	0	0	0	0	0	0	0	0	0
701	INDIRECT COST	0	0	0	0	0	0	0	0	0	0	0	0	0	0	0
450	CAPITAL OUTLAY	0	0	0	0	0	0	0	0	0	0	0	0	0	0	0
	TOTAL	0	0	0	0	0	0	0	899,706	0	899,706	899,706	537,356	362,350	899,706	0

		As of September 30, 2010						As of March 31, 2011					
		UNCLASSIFIED	CLASSIFIED	CONTRACT	OTHER			UNCLASSIFIED	CLASSIFIED	CONTRACT	OTHER		
FULL-TIME EQUIVALENCIES (FTE's)													
FILLED/WARM BODIES		0	0	0	0			0	0	0	0		
VACANT (FUNDED)		0	0	0	0			0	0	0	0		
TOTAL FTE's		0	0	0	0			0	0	0	0		

1/ a) Indicate on a separate sheet, each amount expended for: 1) prior year obligation(s); 2) emergency authorization(s); 3) promised compensation/acting or detail pay
 b) Attach AS400 print out used to determine the amounts reflected.

OFB Departmental Funding/Expenditure Fact Sheet
Special Fund Summary

Department/Agency: Department of Public Works

Department/Agency Head Certification
as to the accuracy of information contained herein:

JOANNE M.S. BROWN
Director Name (Print)

Signature

Date

		As of September 30, 2010						As of March 31, 2011								
		FY 2010						FY 2011								
		A	B	C	D	E	F	G	H	I	J	K	L	M	N	O
AS400 Account Code	Appropriation Classification	FY 2010 Appropriations P.L. 30-55	FY 2009 Authorized Lapse Carried Over/Continued into FY 2010	FY 2010 Governor's Transfer +/-	Total FY 2010 Spending Authorization (A)+(B)+(C)	FY 2010 Expenditures/ Encumbrances	FY 2010 Available Balance (D)-(E)	FY 2011 Appropriations PL 30-196	FY 2010 Authorized Lapse Carried Over/ Continued into FY 2011	FY 2011 Governor's Transfer +/-	Total FY 2011 Spending Authorized (G)+(H)+(I)	FY 2011 YTD Allotment	FY 2011 YTD Expenditures/ Encumbrances I/	FY 2011 Projected Expenditures remaining 2 Qtrs)	FY 2011 Total Expenditures/ Encumbrances (L)+(M)	FY 2011 Available Projected Balance (J)-(N)
	PERSONNEL SERVICES															
111	Regular Salaries/Increments	0	0	0	0	0	0	4,651,263	0	100,133	4,751,396	2,182,798	2,130,135	2,226,966	4,357,102	394,294
112	Overtime/Special Pay	0	0	0	0	0	0	0	0	0	0	0	0	0	0	0
113	Benefits	0	0	0	0	0	0	1,555,312	0	0	1,555,312	633,506	610,292	688,079	1,298,371	256,941
	TOTAL PERSONNEL SERVICES	0	0	0	0	0	0	6,206,575	0	100,133	6,306,708	2,816,304	2,740,427	2,915,045	5,655,473	651,235
	OPERATIONS															
220	TRAVEL- Off-Island/Local Mileage Reimbursements	0	0	0	0	0	0	0	0	0	0	0	0	0	0	0
230	CONTRACTUAL SERVICES:	0	0	0	0	0	0	442,951	8,207	115,042	566,200	566,200	526,690	39,510	566,200	0
233	OFFICE SPACE RENTAL:	0	0	0	0	0	0	0	0	0	0	0	0	0	0	0
240	SUPPLIES & MATERIALS:	0	0	0	0	0	0	693,371	0	(115,042)	578,329	346,684	273,369	304,960	578,329	0
250	EQUIPMENT:	0	0	0	0	0	0	20,000	0	0	20,000	0	0	20,000	20,000	0
270	WORKERS COMPENSATION	0	0	0	0	0	0	1,000	0	0	1,000	1,000	0	1,000	1,000	0
271	DRUG TESTING CHARGES	0	0	0	0	0	0	0	0	0	0	0	0	0	0	0
280	SUB-RECIPIENT/SUBGRANT:	0	0	0	0	0	0	0	0	0	0	0	0	0	0	0
290	MISCELLANEOUS:	0	0	0	0	0	0	5,250	0	0	5,250	0	0	5,250	5,250	0
	TOTAL OPERATIONS	0	0	0	0	0	0	1,162,572	8,207	0	1,170,779	913,884	800,059	370,720	1,170,779	0
	UTILITIES															
361	Power	0	0	0	0	0	0	0	143,566	0	143,566	143,566	143,566	0	143,566	0
362	Water/Sewer	0	0	0	0	0	0	0	0	0	0	0	0	0	0	0
363	Telephone/Toll	0	0	0	0	0	0	60,094	0	0	60,094	60,094	17,012	43,082	60,094	0
	TOTAL UTILITIES	0	0	0	0	0	0	60,094	143,566	0	203,660	203,660	160,578	43,082	203,659	0
701	INDIRECT COST	0	0	0	0	0	0	0	0	0	0	0	0	0	0	0
450	CAPITAL OUTLAY	0	0	0	0	0	0	0	0	0	0	0	0	0	0	0
	TOTAL	0	0	0	0	0	0	7,429,241	151,773	100,133	7,681,147	3,933,848	3,701,064	3,328,847	7,029,911	651,236


		As of September 30, 2010						As of March 31, 2011					
FULL-TIME EQUIVALENCIES (FTE's)		UNCLASSIFIED	CLASSIFIED	CONTRACT	OTHER			UNCLASSIFIED	CLASSIFIED	CONTRACT	OTHER		
FILLED/WARM BODIES		0	0	0	0			0	105	0	0		
VACANT (FUNDED)		0	0	0	0			0	17	0	0		
TOTAL FTE's		0	0	0	0			0	122	0	0		

1/ a) Indicate on a separate sheet, each amount expended for: 1) prior year obligation(s); 2) emergency authorization(s); 3) promised compensation/acting or detail pay
b) Attach AS400 print out used to determine the amounts reflected.

OFB Departmental Funding/Expenditure Fact Sheet
Special Fund

Fund Name: Public Streetlight Fund

Department/Agency: Department of Public Works
Division/Program: Engineering & Maintenance (Public Streetlight Fund)
AS400 account number(s): 5202A081060SE202, 5202C021060SE202 & 5202C041060SE202

Department/Agency Head Certification as to the accuracy of information contained herein:	
 JOANNE A.S. BROWN Director (Print)	4/28/11
Signature	Date



		As of September 30, 2010						As of March 31, 2011								
		FY 2010						FY 2011								
AS400 Account Code	Appropriation Classification	A	B	C	D	E	F	G	H	I	J	K	L	M	N	O
		FY 2010 Appropriations P.L. 14-48 & 29-19	FY 2009 Authorized Lapse Carried Over/Continued into FY 2010	FY 2010 Governor's Transfer +/-	Total FY 2010 Spending Authorization (A)+(B)+(C)	FY 2010 Expenditures/ Encumbrances	FY 2010 Available Balance (D)-(E)	FY 2011 Appropriations PL 14-48 & 29-19	FY 2010 Authorized Lapse Carried Over/ Continued into FY 2011	FY 2011 Governor's Transfer +/-	Total FY 2011 Spending Authorized (G)+(H)+(I)	FY 2011 YTD Allotment	FY 2011 YTD Expenditures/ Encumbrances 1/	FY 2011 Projected Expenditures remaining 2 Qtrs	FY 2011 Total Expenditures/ Encumbrances (L)+(M)	FY 2011 Available Projected Balance (J)-(N)
PERSONNEL SERVICES																
111	Regular Salaries/Increments	0	0	0	0	0	0	0	0	0	0	0	0	0	0	0
112	Overtime/Special Pay	0	0	0	0	0	0	0	0	0	0	0	0	0	0	0
113	Benefits	0	0	0	0	0	0	0	0	0	0	0	0	0	0	0
	TOTAL PERSONNEL SERVICES	0	0	0	0	0	0	0	0	0	0	0	0	0	0	0
OPERATIONS																
220	TRAVEL- Off-Island/Local Mileage Reimbursements	0	0	0	0	0	0	0	0	0	0	0	0	0	0	0
230	CONTRACTUAL SERVICES:	0	0	0	0	0	0	0	8,207	0	8,207	8,207	0	8,207	8,207	0
233	OFFICE SPACE RENTAL:	0	0	0	0	0	0	0	0	0	0	0	0	0	0	0
240	SUPPLIES & MATERIALS:	0	0	0	0	0	0	0	0	0	0	0	0	0	0	0
250	EQUIPMENT:	0	0	0	0	0	0	0	0	0	0	0	0	0	0	0
270	WORKER'S COMPENSATION	0	0	0	0	0	0	0	0	0	0	0	0	0	0	0
271	DRUG TESTING CHARGES	0	0	0	0	0	0	0	0	0	0	0	0	0	0	0
280	SUB-RECIPIENT SUBGRANT:	0	0	0	0	0	0	0	0	0	0	0	0	0	0	0
290	MISCELLANEOUS:	0	0	0	0	0	0	0	0	0	0	0	0	0	0	0
	TOTAL OPERATIONS	0	0	0	0	0	0	0	8,207	0	8,207	8,207	0	8,207	8,207	0
UTILITIES																
361	Power	0	0	0	0	0	0	0	143,566	0	143,566	143,566	143,566	0	143,566	0
362	Water/Sewer	0	0	0	0	0	0	0	0	0	0	0	0	0	0	0
363	Telephone/Toll	0	0	0	0	0	0	0	0	0	0	0	0	0	0	0
	TOTAL UTILITIES	0	0	0	0	0	0	0	143,566	0	143,566	143,566	143,566	0	143,566	0
701	INDIRECT COST	0	0	0	0	0	0	0	0	0	0	0	0	0	0	0
450	CAPITAL OUTLAY	0	0	0	0	0	0	0	0	0	0	0	0	0	0	0
	TOTAL	0	0	0	0	0	0	0	151,773	0	151,773	151,773	143,566	8,207	151,773	0

		As of September 30, 2010				As of March 31, 2011			
FULL TIME EQUIVALENCES (FTE'S)		UNCLASSIFIED	CLASSIFIED	CONTRACT	OTHER	UNCLASSIFIED	CLASSIFIED	CONTRACT	OTHER
FILLED/WARM BODIES		0	0	0	0	0	0	0	0
VACANT (FUNDED)		0	0	0	0	0	0	0	0
TOTAL FTE'S		0	0	0	0	0	0	0	0

1/ a) Indicate on a separate sheet, each amount expended for: 1) prior year obligation(s); 2) emergency authorization(s); 3) promised compensation/acting or detail pay
b) Attach AS400 print out used to determine the amounts reflected.

OFB Departmental Funding/Expenditure Fact Sheet
GUAM HIGHWAY SUMMARY

Department/Agency: Department of Public Works
Division/Program: Guam Highway Fund
AS400 account number(s): 5208A111060SE208/ 5208A111010SE208 & 5208A111040SE208

Department/Agency Head Certification as to the accuracy of information contained herein:	
 JOANNE M.S. BROWN Director Name (Print)	 Date
Signature	

		As of September 30, 2010						As of March 31, 2011								
		FY 2010						FY 2011								
		A	B	C	D	E	F	G	H	I	J	K	L	M	N	O
AS400 Account Code	Appropriation Classification	FY 2010 Appropriations P.L. 30-55	FY 2009 Authorized Lapse Carried Over/Continued into FY 2010	FY 2010 Governor's Transfer +/-	Total FY 2010 Spending Authorization (A)+(B)+(C)	FY 2010 Expenditures/ Encumbrances	FY 2010 Available Balance (D)-(E)	FY 2011 Appropriations PL 30-196	FY 2010 Authorized Lapse Carried Over/ Continued into FY 2011	FY 2011 Governor's Transfer +/-	Total FY 2011 Spending Authorized (G)+(H)+(I)	FY 2011 YTD Allotment	FY 2011 YTD Expenditures/ Encumbrances 1/	FY 2011 Projected Expenditures remaining 2 Qtrs	FY 2011 Total Expenditures/ Encumbrances (L)+(M)	FY 2011 Available Projected Balance (J)-(N)
	PERSONNEL SERVICES															
111	Regular Salaries/Increments	0	0	0	0	0	0	4,651,263	0	100,133	4,751,396	2,182,798	2,130,135	2,226,966	4,357,102	394,294
112	Overtime/Special Pay	0	0	0	0	0	0	0	0	0	0	0	0	0	0	0
113	Benefits	0	0	0	0	0	0	1,555,312	0	0	1,555,312	633,506	610,292	688,079	1,298,371	256,941
	TOTAL PERSONNEL SERVICES	0	0	0	0	0	0	6,206,575	0	100,133	6,306,708	2,816,304	2,740,427	2,915,045	5,655,473	651,235
	OPERATIONS															
220	TRAVEL- Off-Island/Local Mileage Reimbursements	0	0	0	0	0	0	0	0	0	0	0	0	0	0	0
230	CONTRACTUAL SERVICES	0	0	0	0	0	0	442,951	0	115,042	557,993	557,993	526,690	31,303	557,993	0
233	OFFICE SPACE RENTAL	0	0	0	0	0	0	0	0	0	0	0	0	0	0	0
240	SUPPLIES & MATERIALS	0	0	0	0	0	0	693,371	0	(115,042)	578,329	346,684	273,369	304,960	578,329	0
250	EQUIPMENT	0	0	0	0	0	0	20,000	0	0	20,000	0	0	20,000	20,000	0
270	WORKER'S COMPENSATION	0	0	0	0	0	0	1,000	0	0	1,000	1,000	0	1,000	1,000	0
271	DRUG TESTING CHARGES	0	0	0	0	0	0	0	0	0	0	0	0	0	0	0
280	SUB-RECIPIENT/SUBGRANT	0	0	0	0	0	0	0	0	0	0	0	0	0	0	0
290	MISCELLANEOUS	0	0	0	0	0	0	5,250	0	0	5,250	0	0	5,250	5,250	0
	TOTAL OPERATIONS	0	0	0	0	0	0	1,162,572	0	0	1,162,572	905,677	800,059	362,513	1,162,572	0
	UTILITIES															
361	Power	0	0	0	0	0	0	0	0	0	0	0	0	0	0	0
362	Water/Sewer	0	0	0	0	0	0	0	0	0	0	0	0	0	0	0
363	Telephone/Toll	0	0	0	0	0	0	60,094	0	0	60,094	60,094	17,012	43,082	60,094	0
	TOTAL UTILITIES	0	0	0	0	0	0	60,094	0	0	60,094	60,094	17,012	43,082	60,094	0
701	INDIRECT COST	0	0	0	0	0	0	0	0	0	0	0	0	0	0	0
450	CAPITAL OUTLAY	0	0	0	0	0	0	0	0	0	0	0	0	0	0	0
	TOTAL	0	0	0	0	0	0	7,429,241	0	100,133	7,529,374	3,782,075	3,557,498	3,320,640	6,878,138	651,236


		As of September 30, 2010						As of March 31, 2011					
FULL TIME EQUIVALENCIES (FTE's)		UNCLASSIFIED	CLASSIFIED	CONTRACT	OTHER			UNCLASSIFIED	CLASSIFIED	CONTRACT	OTHER		
FILLED/WARM BODIES		0	0	0	0			0	105	0	0		
VACANT (FUNDED)		0	0	0	0			0	17	0	0		
TOTAL FTE's		0	0	0	0			0	122	0	0		

1/ a) Indicate on a separate sheet, each amount expended for: 1) prior year obligation(s); 2) emergency authorization(s); 3) promised compensation/acting or detail pay
b) Attach AS400 print out used to determine the amounts reflected.

**OFB Departmental Funding/Expenditure Fact Sheet
Special Fund**

Fund Name: Guam Highway Fund

Department/Agency: Department of Public Works
Division/Program: Division of Highways
AS400 account number(s): 5208A111060SE208

Department/Agency Head Certification as to the accuracy of information contained herein:	
 JOANNE F. BROWN Director Name (Print)	4/28/11 Date
Signature	Date

		As of September 30, 2010						As of March 31, 2011								
		FY 2010						FY 2011								
AS400 Account Code	Appropriation Classification	A	B	C	D	E	F	G	H	I	J	K	L	M	N	O
		FY 2010 Appropriations P.L. 30-55	FY 2009 Authorized Lapse Carried Over/Continued into FY 2010	FY 2010 Governor's Transfer +/-	Total FY 2010 Spending Authorization (A)+(B)+(C)	FY 2010 Expenditures/ Encumbrances	FY 2010 Available Balance (D)-(E)	FY 2011 Appropriations PL 30-196	FY 2010 Authorized Lapse Carried Over/ Continued into FY 2011	FY 2011 Governor's Transfer +/-	Total FY 2011 Spending Authorized (G)+(H)+(I)	FY 2011 YTD Allotment	FY 2011 YTD Expenditures/ Encumbrances 1/	FY 2011 Projected Expenditures remaining 2 Qtrs	FY 2011 Total Expenditures/ Encumbrances (L)+(M)	FY 2011 Available Projected Balance (J)-(N)
PERSONNEL SERVICES																
111	Regular Salaries/Increments				0		0	2,323,811		290,745	2,614,556	1,112,740	1,101,859	1,150,455	2,252,314	362,242
112	Overtime/Special Pay				0		0	0		0	0	0	0	0	0	0
113	Benefits				0		0	885,600		26,206	911,806	324,546	311,390	325,350	636,740	275,066
	TOTAL PERSONNEL SERVICES	0	0	0	0	0	0	3,209,411	0	316,951	3,526,362	1,437,286	1,413,248	1,475,805	2,889,053	637,309
OPERATIONS																
220	TRAVEL- Off-Island/Local Mileage Reimbursements				0		0	0	0	0	0	0	0	0	0	0
230	CONTRACTUAL SERVICES				0		0	366,250	0	0	366,250	366,250	338,501	27,749	366,250	0
233	OFFICE SPACE RENTAL				0		0	0	0	0	0	0	0	0	0	0
240	SUPPLIES & MATERIALS				0		0	422,624	0	(57,521)	365,103	211,312	199,286	165,817	365,103	0
250	EQUIPMENT				0		0	20,000	0	0	20,000	0	0	20,000	20,000	0
270	WORKER'S COMPENSATION				0		0	750	0	0	750	750	0	750	750	0
271	DRUG TESTING CHARGES				0		0	0	0	0	0	0	0	0	0	0
280	SUB-RECIPIENT/SUBGRANT				0		0	0	0	0	0	0	0	0	0	0
290	MISCELLANEOUS				0		0	5,250	0	0	5,250	0	0	5,250	5,250	0
	TOTAL OPERATIONS	0	0	0	0	0	0	814,874	0	(57,521)	757,353	578,312	537,787	219,566	757,353	0
UTILITIES																
361	Power				0		0	0	0	0	0	0	0	0	0	0
362	Water/Sewer				0		0	0	0	0	0	0	0	0	0	0
363	Telephone/Toll				0		0	30,814	0	0	30,814	30,814	6,604	24,210	30,814	0
	TOTAL UTILITIES	0	0	0	0	0	0	30,814	0	0	30,814	30,814	6,604	24,210	30,814	0
701	INDIRECT COST	0	0	0	0	0	0	0	0	0	0	0	0	0	0	0
450	CAPITAL OUTLAY				0		0	0	0		0			0	0	0
	TOTAL	0	0	0	0	0	0	4,055,099	0	259,430	4,314,529	2,046,412	1,957,639	1,719,581	3,677,220	637,309

		As of September 30, 2010					As of March 31, 2011				
FULL TIME EQUIVALENCIES (FTE's)		UNCLASSIFIED	CLASSIFIED	CONTRACT	OTHER		UNCLASSIFIED	CLASSIFIED	CONTRACT	OTHER	
FILLED/WARM BODIES	0	0	0	0	0		0	57	0	0	
VACANT (FUNDED)	0	0	0	0	0		0	2	0	0	
TOTAL FTE's	0	0	0	0	0		0	59	0	0	

- 1/ a) Indicate on a separate sheet, each amount expended for: 1) prior year obligation(s); 2) emergency authorization(s); 3) promised compensation/acting or detail pay
b) Attach AS400 print out used to determine the amounts reflected.

OFB Departmental Funding/Expenditure Fact Sheet

GUAM HIGHWAY FUND

Department/Agency: PUBLIC WORKS
Division: Capital Improvement Projects
AS400 Account No.: 5208A111010SE208

Department/Agency Head Certification	
I certify that the information contained herein are true and correct:	
JOANNE M.S. BROWN, Director Name of Agency Head (Print)	
(Signature of Agency Head)	4/28/11 (Date)

		FY' 2010						As of March 31, 2011								
								FY' 2011								
		A	B	C	D	E	F	G	H	I	J	K	L	M	N	O
AS400 Account Code	Appropriation Classification	FY 2010 Appropriations P.L. 30-55	FY 2009 Authorized Lapse Carried Over/Continued into FY 2010	FY 2010 Governor's Transfer +/-	Total FY 2010 Spending Authorization (A)+(B)+(C)	FY 2010 Expenditures/ Encumbrances	FY 2010 Lapses (D)-(E)	FY 2011 Appropriations PL 30-196	FY 2010 Authorized Lapse Carried Over/ Continued into FY 2011	FY 2011 Governor's Transfer +/-	Total FY 2011 Spending Authorized (G)+(H)+(I)	FY 2011 YTD Allotment	FY 2011 YTD Expenditures/ Encumbrances 1/	FY 2011 Projected Expenditures (remaining 2 Qtrs. and 5 days of FY2011)	FY 2011 Total Expenditures/ Encumbrances (L)+(M)	FY 20101 Projected lapse / (shortfall) (J)-(N) 2/
PERSONNEL SERVICES																
111	Regular Salaries/Increments							1,473,457	0	(240,678)	1,232,779	659,328	614,435	655,333	1,269,768	(36,989)
112	Overtime/Special Pay							0	0	0	0	0	0	0	0	0
113/114	Benefits/Health Benefits (Medical/Dental/Life)							427,177	0	(26,206)	400,971	192,139	181,246	240,082	421,328	(20,357)
	TOTAL PERSONNEL SERVICES							1,900,634	0	(266,884)	1,633,750	851,467	795,681	895,415	1,691,096	(57,346)
OPERATIONS																
220	TRAVEL- Off-Island/Local Mileage Reimbursements							0	0	0	0	0	0	0	0	0
230	CONTRACTUAL SERVICES:							74,701	0	93,042	167,743	167,743	164,592	3,151	167,743	0
233	OFFICE SPACE RENTAL:							0	0	0	0	0	0	0	0	0
240	SUPPLIES & MATERIALS:							29,009	0	0	29,009	14,504	13,721	15,288	29,009	0
250	EQUIPMENT:							0	0		0	0	0			0
270	DRUG TESTING CHARGES							250	0	0	250	250	0	250	250	0
280	SUB-RECIPIENT/SUBGRANT:							0	0	0	0	0	0	0	0	0
	TOTAL OPERATIONS							103,960	0	93,042	197,002	182,497	178,313	18,689	197,002	0
UTILITIES																
361	Power							0	0	0	0	0	0	0	0	0
362	Water/Sewer							0	0	0	0	0	0	0	0	0
363	Telephone/Toll							20,000	0	0	20,000	20,000	8,793	11,207	20,000	0
	TOTAL UTILITIES							20,000	0	0	20,000	20,000	8,793	11,207	20,000	0
701	INDIRECT COST							0	0	0	0	0	0	0	0	0
450	CAPITAL OUTLAY							0	0	0	0	0	0	0	0	0
	TOTAL							2,024,594	0	(\$173,842)	1,850,752	1,053,964	982,788	925,311	1,908,098	(\$57,346)

As of September 30, 2010						As of March 31, 2010					
FULL TIME EQUIVALENCIES (FTE's)	UNCLASSIFIED	CLASSIFIED	CONTRACT	OTHER		UNCLASSIFIED	CLASSIFIED	CONTRACT	OTHER		
FILLED/WARM BODIES						0	27	0	0		
VACANT						0	5	0	0		
TOTAL FTE's						0	32	0	0		


- 1/ a) Indicate on a separate sheet, each amount expended for: 1) prior year obligation(s); 2) emergency authorization(s); 3) promised compensation/acting or detail pay
b) Attach AS400 print out used to determine the amounts reflected.

Footnote:
The salaries of Mr. Guevara will be JV to
Account No. 5235A111010GA201-111/113 as soon as payroll make the changes.

**OFB Departmental Funding/Expenditure Fact Sheet
Special Fund**

Fund Name: Guam Highway Fund

Department/Agency: Department of Public Works
Division/Program: Building Construction & Facility Maintenance
AS400 Account Number(s): 5208A111040SE208
2nd Quarter Report

Department/Agency Head Certification as to the accuracy of information contained herein:	
 JOANNE M.S. BROWN Director Name (Print)	<i>4/20/11</i> Date

		As of September 30, 2010						As of March 31, 2011								
		FY 2010						FY 2011								
		A	B	C	D	E	F	G	H	I	J	K	L	M	N	O
AS400 Account Code	Appropriation Classification	FY 2010 Appropriations P.L. 30-55	FY 2009 Authorized Lapse Carried Over/ Continued Into FY 2010	FY 2010 Governor's Transfer +/-	Total FY 2010 Spending Authorization (A)+(B)+(C)	FY 2010 Expenditures/ Encumbrances	FY 10 Available Balance (D)-(E)	FY 2011 Appropriations PL 30-196	FY 2010 Authorized Lapse Carried Over/ Continued Into FY 2011	FY 2011 Governor's Transfer +/-	Total FY 2011 Spending Authorized (G)+(H)+(I)	FY 2011 YTD Allotment	FY 2011 YTD Expenditures/ Encumbrances 2/	FY 2011 Projected Expenditures Remaining 2 Quarters	FY 2011 Total Expenditures/ Encumbrances (L)+(M)	FY 2011 Available Projected Balance (J)-(N)
PERSONNEL SERVICES																
111	Regular Salaries/Increments	0	0	0	0	0	0	853,995	0	50,068	904,061	410,730	413,841	421,178	835,020	69,041
112	Overtime/Special Pay							0	0	0	0	0	0	0	0	0
113	Benefits	0	0	0	0	0	0	242,535	0	0	242,535	116,821	117,657	122,647	240,304	2,231
	TOTAL PERSONNEL SERVICES	0	0	0	0	0	0	1,096,530	0	50,068	1,146,598	527,551	531,498	543,825	1,075,323	71,273
OPERATIONS																
220	TRAVEL- Off-Island/Local Mileage Reimbursements	0	0	0	0	0	0	0	0	0	0	0	0	0	0	0
230	CONTRACTUAL SERVICES:	0	0	0	0	0	0	2,000	0	22,000	24,000	24,000	23,597	403	24,000	0
233	OFFICE SPACE RENTAL:	0	0	0	0	0	0	0	0	0	0	0	0	0	0	0
240	SUPPLIES & MATERIALS:	0	0	0	0	0	0	241,738	0	(57,521)	184,217	120,868	60,362	123,855	184,217	0
250	EQUIPMENT:	0	0	0	0	0	0	0	0	0	0	0	0	0	0	0
270	WORKER'S COMPENSATION	0	0	0	0	0	0	0	0	0	0	0	0	0	0	0
271	DRUG TESTING CHARGES	0	0	0	0	0	0	0	0	0	0	0	0	0	0	0
280	SUB-RECIPIENT/SUBGRANT:	0	0	0	0	0	0	0	0	0	0	0	0	0	0	0
290	MISCELLANEOUS:	0	0	0	0	0	0	0	0	0	0	0	0	0	0	0
	TOTAL OPERATIONS	0	0	0	0	0	0	243,738	0	(35,521)	208,217	144,868	83,959	124,258	208,217	0
UTILITIES																
361	Power				0		0	0	0	0	0	0	0	0	0	0
362	Water/Sewer				0		0	0	0	0	0	0	0	0	0	0
363	Telephone/Toll			0	0	0	0	9,280	0	0	9,280	9,280	1,615	7,665	9,280	0
	TOTAL UTILITIES	0	0	0	0	0	0	9,280	0	0	9,280	9,280	1,615	7,665	9,280	0
701	INDIRECT COST	0		0	0	0	0	0	0	0	0	0	0	0	0	0
450	CAPITAL OUTLAY	0			0	0	0	0	0	0	0	0	0	0	0	0
	TOTAL	0	0	0	0	0	0	1,349,548	0	14,545	1,364,093	681,699	617,071	675,749	1,292,820	71,273

		As of September 30, 2010					As of March 31, 2011				
FULL TIME EQUIVALENCIES (FTE's)		UNCLASSIFIED	CLASSIFIED	CONTRACT	OTHER		UNCLASSIFIED	CLASSIFIED	CONTRACT	OTHER	
FILLED/WARM BODIES		0	0	0	0		0	21	0	0	
VACANT (UNFUNDED)		0	0	0	0		0	10	0	0	
TOTAL FTE's		0	0	0	0		0	31	0	0	

- 1/ a) Indicate on a separate sheet, each amount expended for: 1) prior year obligation(s); 2) emergency authorization(s); 3) promised compensation/acting or detail pay
b) Attach AS400 print out used to determine the amounts reflected.

OFB Departmental Funding/Expenditure Fact Sheet

Building and Design Fund

Department/Agency: PUBLIC WORKS
Division: Capital Improvement Projects
AS400 Account No.: 5235A111010GA201
Fund: DPW Bldg. and Design

Department/Agency Head Certification	
I certify that the information contained herein are true and correct:	
JOANNE M.S. BROWN, Director Name of Agency Head (Print)	
(Signature of Agency Head)	(Date) 4/28/11

		FY' 2010						As of March 31, 2011								
								FY' 2011								
		A	B	C	D	E	F	G	H	I	J	K	L	M	N	O
AS400 Account Code	Appropriation Classification	FY 2010 Appropriations P.L. 30-55	FY 2009 Authorized Lapse Carried Over/Continued into FY 2010	FY 2010 Governor's Transfer +/-	Total FY 2010 Spending Authorization (A)+(B)+(C)	FY 2010 Expenditures/ Encumbrances	FY 2010 Lapses (D)-(E)	FY 2011 Appropriations PL 30-196	FY 2010 Authorized Lapse Carried Over/ Continued into FY 2011	FY 2011 Governor's Transfer +/-	Total FY 2011 Spending Authorized (G)+(H)+(I)	FY 2011 YTD Allotment	FY 2011 YTD Expenditures/ Encumbrances 1/	FY 2011 Projected Expenditures (remaining 2 Qtrs. and 5 days of FY2011)	FY 2011 Total Expenditures/ Encumbrances (L)+(M)	FY 20101 Projected lapse / (shortfall) (J)-(N) 2/
PERSONNEL SERVICES																
111	Regular Salaries/Increments							293,980	0	5,508	299,488	126,738	93,884	205,604	299,488	0
112	Overtime/Special Pay							0	0	0	0	0	0	0	0	0
113/114	Benefits/Health Benefits (Medical/Dental/Life)							88,777	0	0	88,777	37,238	29,229	59,548	88,777	0
TOTAL PERSONNEL SERVICES								382,757	0		388,265	163,976	123,113	265,152	388,265	0
OPERATIONS																
220	TRAVEL- Off-Island/Local Mileage Reimbursements							0	0	0	0	0	0	0	0	0
230	CONTRACTUAL SERVICES:							60,664	0	0	60,664	60,664	0	60,664	60,664	0
233	OFFICE SPACE RENTAL:							0	0	0	0	0	0		0	0
240	SUPPLIES & MATERIALS:							7,684	0	0	7,684	3,840	1,703	5,981	7,684	0
250	EQUIPMENT:							40,070	0	0	40,070	0	0	40,070	40,070	0
270	DRUG TESTING CHARGES							0	0	0	0	0	0		0	0
280	SUB-RECIPIENT/SUBGRANT:							0	0	0	0	0	0		0	0
TOTAL OPERATIONS								108,418	0	0	108,418	64,504	1,703	106,715	108,418	0
UTILITIES																
361	Power							0	0	0	0	0	0	0	0	0
362	Water/Sewer							0	0	0	0	0	0	0	0	0
363	Telephone/Toll							0	0	0	0	0	0	0	0	0
TOTAL UTILITIES								0	0	0	0	0	0	0	0	0
701	INDIRECT COST							0	0	0	0	0	0		0	0
450	CAPITAL OUTLAY							50,000	0	0	50,000	0	0	50,000	50,000	0
TOTAL								541,175	0	0	546,683	228,480	124,816	421,667	546,683	0

		As of September 30, 2010					As of March 31, 2011				
FULL TIME EQUIVALENCIES (FTE's)		UNCLASSIFIED	CLASSIFIED	CONTRACT	OTHER		UNCLASSIFIED	CLASSIFIED	CONTRACT	OTHER	
FILLED/WARM BODIES			0				0	4	0	0	
VACANT			0				0	8	0	0	
TOTAL FTE's			0				0	12	0	0	

1/ a) Indicate on a separate sheet, each amount expended for: 1) prior year obligation(s); 2) emergency authorization(s); 3) promised compensation/acting or detail pay
b) Attach AS400 print out used to determine the amounts reflected.

Footnote:


Department Funding Abstract for Non-appropriated Funds
and Other Sources of Revenue

Department /Agency: PUBLIC WORKS


Division: BUS OPERATIONS


Certification as to completeness and accuracy

I certify that the information contained herein are true and correct:

 JOANNE M.S. BROWN

Department Head Name (Print)

 Signature

 Date

Financial Statements Attached? / XX / YES / / NO

If no, attach explanation sheet on reason for non-submittal.

Required Attachments:

For "NON-APPROPRIATED FUNDS" AND "OTHER SOURCES OF REVENUES", attach copy of FY 2010 financial ("unaudited" if audited statements are not available), and latest financial statements for FY2011.

Note: List fund source individually.


Object Classification	No. of FTEs	Non-Appropriated Fund Name (specify here):						Other Sources of Revenue (Specify here):			
		FY 2010 (as of 9/30/10)			FY2011YTD (as of 03/31/11)			FY 2010 (as of 06/30/10)		FY2010 YTD (as of 06/30/10)	
		Revenue Allocation	Expend/Enc.	Balance (B)-(C)	Revenue Allocation	Expend/Enc.	Balance (E)-(F)	Revenues	Expend/Enc.	Revenues	Expend/Enc.
PERSONNEL SERVICES	(A)	(B)	(C)	(D)	(E)	(F)	(G)	(H)	(I)	(J)	(K)
Regular Salaries/Increments		0.00	0.00	0.00	7,210.53	3,630.14	3,580.39	0	0	0	0
Overtime/Special Pay		0.00	0.00	0.00	18,805.52	4,073.41	14,732.11	0	0	0	0
Benefits		0.00	0.00	0.00	6,754.48	2,928.80	3,825.68	0	0	0	0
Sub-total Personnel Svcs.		0.00	0.00	0.00	32,770.53	10,632.35	22,138.18	0	0	0	0
OPERATIONS											
Travel Off-Is/Loc Mi Reimb		0.00	0.00	0.00	0.00	0.00	0.00				
Contractual Services		0.00	0.00	0.00	169,711.53	154,272.51	15,439.02	0	0	0	0
Office Space Rental				0.00			0.00	0	0	0	0
Supplies and Materials		0.00	0.00	0.00	72,560.42	72,183.61	376.81	0	0	0	0
Equipment		0.00	0.00	0.00	0.00	0.00	0.00	0	0	0	0
Workers Compensation			0.00	0.00	0.00	0.00	0.00	0	0	0	0
Drug Testing		0.00	0.00	0.00	8,485.50	675.00	7,810.50	0	0	0	0
Sub-recipient / Subgrant				0.00			0.00	0	0	0	0
Miscellaneous				0.00			0.00				
Sub-total Operations		0.00	0.00	0.00	250,757.45	227,131.12	23,626.33	0	0	0	0
UTILITIES											
Power				0			0				
Water/ Sewer				0			0				
Telephone/ Toll				0			0				
Sub-total Utilities		0	0	0			0	0	0	0	0
CAPITAL OUTLAY											
		0	0	0	0	0	0				
Sub-total Capital Outlay			0	0		0	0				
TOTAL		0.00	0.00	0.00	283,527.98	237,763.47	45,764.51	0	0	0	0

**OFB Departmental Funding/Expenditure Fact Sheet
SUMMARY**

Fund Name: Recycling Revolving Fund

Department/Agency: Department of Public Works
Division/Program: Transportation Maintenance

AS400 account number(s): 5619C101020GA201 (Tire Disposal Clean Up) & 5619C101020GA203 (Drum Disposal-Clean Up)

Department/Agency Head Certification as to the accuracy of information contained herein:	
JOANNE M.S. BROWN Director Name (Print)	
Signature	Date

		As of September 30, 2010						As of March 31, 2011								
		FY 2010						FY 2011								
		A	B	C	D	E	F	G	H	I	J	K	L	M	N	O
AS400 Account Code	Appropriation Classification	FY 2010 Appropriations CN02-00022	FY 2009 Authorized Lapse Carried Over/Continued into FY 2010	FY 2010 Governor's Transfer +/-	Total FY 2010 Spending Authorization (A)+(B)+(C)	FY 2010 Expenditures/ Encumbrances	FY 2010 Available Balance (D)-(E)	FY 2011 Appropriations CN02-00022	FY 2010 Authorized Lapse Carried Over/ Continued into FY 2011	FY 2011 Governor's Transfer +/-	Total FY 2011 Spending Authorized (G)+(H)+(I)	FY 2011 YTD Allotment	FY 2011 YTD Expenditures/ Encumbrances 1/	FY 2011 Projected Expenditures Remaining 2 Qtrs	FY 2011 Total Expenditures/ Encumbrances (L)+(M)	FY 2011 Available Projected Balance (J)-(N)
PERSONNEL SERVICES																
111	Regular Salaries/Increments	0	0	0	0	0	0	0	0	0	0	0	0	0	0	0
112	Overtime/Special Pay	0	0	0	0	0	0	0	0	0	0	0	0	0	0	0
113	Benefits	0	0	0	0	0	0	0	0	0	0	0	0	0	0	0
	TOTAL PERSONNEL SERVICES	0	0	0	0	0	0	0	0	0	0	0	0	0	0	0
OPERATIONS																
220	TRAVEL- Off-Island/Local Mileage Reimbursements	0	0	0	0	0	0	0	0	0	0	0	0	0	0	0
230	CONTRACTUAL SERVICES:	0	0	0	0	0	0	0	275,416	409,290	684,706	684,706	684,706	0	684,706	0
233	OFFICE SPACE RENTAL:	0	0	0	0	0	0	0	0	0	0	0	0	0	0	0
240	SUPPLIES & MATERIALS:	0	0	0	0	0	0	0	0	0	0	0	0	0	0	0
250	EQUIPMENT:	0	0	0	0	0	0	0	0	0	0	0	0	0	0	0
270	WORKER'S COMPENSATION	0	0	0	0	0	0	0	0	0	0	0	0	0	0	0
271	DRUG TESTING CHARGES	0	0	0	0	0	0	0	0	0	0	0	0	0	0	0
280	SUB-RECIPIENT/SUBGRANT:	0	0	0	0	0	0	0	0	0	0	0	0	0	0	0
290	MISCELLANEOUS:	0	0	0	0	0	0	0	0	0	0	0	0	0	0	0
	TOTAL OPERATIONS	0	0	0	0	0	0	0	275,416	409,290	684,706	684,706	684,706	0	684,706	0
UTILITIES																
361	Power	0	0	0	0	0	0	0	0	0	0	0	0	0	0	0
362	Water/Sewer	0	0	0	0	0	0	0	0	0	0	0	0	0	0	0
363	Telephone/Toll	0	0	0	0	0	0	0	0	0	0	0	0	0	0	0
	TOTAL UTILITIES	0	0	0	0	0	0	0	0	0	0	0	0	0	0	0
701	INDIRECT COST	0	0	0	0	0	0	0	0	0	0	0	0	0	0	0
450	CAPITAL OUTLAY	0	0	0	0	0	0	0	0	0	0	0	0	0	0	0
	TOTAL	0	0	0	0	0	0	0	275,416	409,290	684,706	684,706	684,706	0	684,706	0

		As of September 30, 2010						As of March 31, 2011					
FULL TIME EQUIVALENCIES (FTE's)		UNCLASSIFIED	CLASSIFIED	CONTRACT	OTHER			UNCLASSIFIED	CLASSIFIED	CONTRACT	OTHER		
FILLED/WARM BODIES		0	0	0	0			0	0	0	0		
VACANT (FUNDED)		0	0	0	0			0	0	0	0		
TOTAL FTE's		0	0	0	0			0	0	0	0		

- 1/ a) Indicate on a separate sheet, each amount expended for: 1) prior year obligation(s); 2) emergency authorization(s); 3) promised compensation/acting or detail pay
b) Attach AS400 print out used to determine the amounts reflected.

**OFB Departmental Funding/Expenditure Fact Sheet
Special Fund**

Fund Name: Recycling Revolving Fund

Department/Agency: Department of Public Works
Division/Program: Transportation Maintenance
AS400 account number(s): 5619C101020GA201 (Tire Disposal-Clean Up)

**Department/Agency Head Certification
as to the accuracy of information contained herein:**

JOANNE M.S. BROWN
Director Name (Print)

Signature

Date

		As of September 30, 2010						As of March 31, 2011								
		FY 2010						FY 2011								
		A	B	C	D	E	F	G	H	I	J	K	L	M	N	O
AS400 Account Code	Appropriation Classification	FY 2010 Appropriations CN02-00022	FY 2009 Authorized Lapse Carried Over/Continued into FY 2010	FY 2010 Governor's Transfer +/-	Total FY 2010 Spending Authorization (A)+(B)+(C)	FY 2010 Expenditures/Encumbrances	FY 2010 Available Balance (D)-(E)	FY 2011 Appropriations CN02-00022	FY 2010 Authorized Lapse Carried Over/Continued into FY 2011	FY 2011 Governor's Transfer +/-	Total FY 2011 Spending Authorized (G)+(H)+(I)	FY 2011 YTD Allotment	FY 2011 YTD Expenditures/Encumbrances 1/	FY 2011 Projected Expenditures Remaining 2 Qtrs	FY 2011 Total Expenditures/Encumbrances (L)+(M)	FY 2011 Available Projected Balance (J)-(N)
	PERSONNEL SERVICES															
111	Regular Salaries/Increments	0	0	0	0	0	0	0	0	0	0	0	0	0	0	0
112	Overtime/Special Pay	0	0	0	0	0	0	0	0	0	0	0	0	0	0	0
113	Benefits	0	0	0	0	0	0	0	0	0	0	0	0	0	0	0
	TOTAL PERSONNEL SERVICES	0	0	0	0	0	0	0	0	0	0	0	0	0	0	0
	OPERATIONS															
220	TRAVEL- Off-Island/Local Mileage Reimbursements	0	0	0	0	0	0	0	0	0	0	0	0	0	0	0
230	CONTRACTUAL SERVICES:	0	0	0	0	0	0	0	100,006	0	100,006	100,006	100,006	0	100,006	0
233	OFFICE SPACE RENTAL:	0	0	0	0	0	0	0	0	0	0	0	0	0	0	0
240	SUPPLIES & MATERIALS:	0	0	0	0	0	0	0	0	0	0	0	0	0	0	0
250	EQUIPMENT:	0	0	0	0	0	0	0	0	0	0	0	0	0	0	0
270	WORKER'S COMPENSATION	0	0	0	0	0	0	0	0	0	0	0	0	0	0	0
271	DRUG TESTING CHARGES	0	0	0	0	0	0	0	0	0	0	0	0	0	0	0
280	SUB-RECIPIENT/SUBGRANT:	0	0	0	0	0	0	0	0	0	0	0	0	0	0	0
290	MISCELLANEOUS:	0	0	0	0	0	0	0	0	0	0	0	0	0	0	0
	TOTAL OPERATIONS	0	0	0	0	0	0	0	100,006	0	100,006	100,006	100,006	0	100,006	0
	UTILITIES															
361	Power	0	0	0	0	0	0	0	0	0	0	0	0	0	0	0
362	Water/Sewer	0	0	0	0	0	0	0	0	0	0	0	0	0	0	0
363	Telephone/Toll	0	0	0	0	0	0	0	0	0	0	0	0	0	0	0
	TOTAL UTILITIES	0	0	0	0	0	0	0	0	0	0	0	0	0	0	0
701	INDIRECT COST	0	0	0	0	0	0	0	0	0	0	0	0	0	0	0
450	CAPITAL OUTLAY	0	0	0	0	0	0	0	0	0	0	0	0	0	0	0
	TOTAL	0	0	0	0	0	0	0	100,006	0	100,006	100,006	100,006	0	100,006	0


		As of September 30, 2010				As of March 31, 2011			
		UNCLASSIFIED	CLASSIFIED	CONTRACT	OTHER	UNCLASSIFIED	CLASSIFIED	CONTRACT	OTHER
FULL TIME EQUIVALENCIES (FTE's)									
FILLED/WARM BODIES		0	0	0	0	0	0	0	0
VACANT (FUNDED)		0	0	0	0	0	0	0	0
TOTAL FTE's		0	0	0	0	0	0	0	0

- 1/ a) Indicate on a separate sheet, each amount expended for: 1) prior year obligation(s); 2) emergency authorization(s); 3) promised compensation/acting or detail pay
b) Attach AS400 print out used to determine the amounts reflected.

**OFB Departmental Funding/Expenditure Fact Sheet
Special Fund**

Fund Name: Recycling Revolving Fund

Department/Agency: Department of Public Works
Division/Program: Transportation Maintenance
AS400 account number(s): 5619C101020GA203 (Drum Disposal-Clean Up)

Department/Agency Head Certification as to the accuracy of information contained herein:	
 JOANNE M.S. BROWN Director Name (Print)	4/28/11 Date
Signature	Date

		As of September 30, 2010						As of March 31, 2011								
		FY 2010						FY 2011								
		A	B	C	D	E	F	G	H	I	J	K	L	M	N	O
AS400 Account Code	Appropriation Classification	FY 2010 Appropriations CN02-00022	FY 2009 Authorized Lapse Carried Over/Continued into FY 2010	FY 2010 Governor's Transfer +/-	Total FY 2010 Spending Authorization (A)+(B)+(C)	FY 2010 Expenditures/ Encumbrances	FY 2010 Available Balance (D)-(E)	FY 2011 Appropriations CN02-00022	FY 2010 Authorized Lapse Carried Over/ Continued into FY 2011	FY 2011 Governor's Transfer +/-	Total FY 2011 Spending Authorized (G)+(H)+(I)	FY 2011 YTD Allotment	FY 2011 YTD Expenditures/ Encumbrances 1/	FY 2011 Projected Expenditures Remaining 2 Qtrs	FY 2011 Total Expenditures/ Encumbrances (L)+(M)	FY 2011 Available Projected Balance (J)-(N)
PERSONNEL SERVICES																
111	Regular Salaries/Increments	0	0	0	0	0	0	0	0	0	0	0	0	0	0	0
112	Overtime/Special Pay	0	0	0	0	0	0	0	0	0	0	0	0	0	0	0
113	Benefits	0	0	0	0	0	0	0	0	0	0	0	0	0	0	0
	TOTAL PERSONNEL SERVICES	0	0	0	0	0	0	0	0	0	0	0	0	0	0	0
OPERATIONS																
220	TRAVEL - Off-Island/Local Mileage Reimbursements	0	0	0	0	0	0	0	0	0	0	0	0	0	0	0
230	CONTRACTUAL SERVICES:	0	0	0	0	0	0	0	175,410	409,290	584,700	584,700	584,700	0	584,700	0
233	OFFICE SPACE RENTAL:	0	0	0	0	0	0	0	0	0	0	0	0	0	0	0
240	SUPPLIES & MATERIALS:	0	0	0	0	0	0	0	0	0	0	0	0	0	0	0
250	EQUIPMENT:	0	0	0	0	0	0	0	0	0	0	0	0	0	0	0
270	WORKER'S COMPENSATION	0	0	0	0	0	0	0	0	0	0	0	0	0	0	0
271	DRUG TESTING CHARGES	0	0	0	0	0	0	0	0	0	0	0	0	0	0	0
280	SUB-RECIPIENT/SUBGRANT:	0	0	0	0	0	0	0	0	0	0	0	0	0	0	0
290	MISCELLANEOUS:	0	0	0	0	0	0	0	0	0	0	0	0	0	0	0
	TOTAL OPERATIONS	0	0	0	0	0	0	0	175,410	409,290	584,700	584,700	584,700	0	584,700	0
UTILITIES																
361	Power	0	0	0	0	0	0	0	0	0	0	0	0	0	0	0
362	Water/Sewer	0	0	0	0	0	0	0	0	0	0	0	0	0	0	0
363	Telephone/Toll	0	0	0	0	0	0	0	0	0	0	0	0	0	0	0
	TOTAL UTILITIES	0	0	0	0	0	0	0	0	0	0	0	0	0	0	0
701	INDIRECT COST	0	0	0	0	0	0	0	0	0	0	0	0	0	0	0
450	CAPITAL OUTLAY	0	0	0	0	0	0	0	0	0	0	0	0	0	0	0
	TOTAL	0	0	0	0	0	0	0	175,410	409,290	584,700	584,700	584,700	0	584,700	0

		As of September 30, 2010						As of March 31, 2011					
		UNCLASSIFIED	CLASSIFIED	CONTRACT	OTHER			UNCLASSIFIED	CLASSIFIED	CONTRACT	OTHER		
FULL TIME EQUIVALENCIES (FTE's)													
FILLED/WARM BODIES		0	0	0	0			0	0	0	0		
VACANT (FUNDED)		0	0	0	0			0	0	0	0		
TOTAL FTE's		0	0	0	0			0	0	0	0		

- 1/ a) Indicate on a separate sheet, each amount expended for: 1) prior year obligation(s); 2) emergency authorization(s); 3) promised compensation/acting or detail pay
b) Attach AS400 print out used to determine the amounts reflected.

**Department of Public Works
Division of Engineering - Upgrade Tumon Area Infrastructure
5251D051015CI616**

JOANNE M. BROWN
Director, Dept. of Public Works

Signature _____ Date 4/20/11

		A	B	C	D	E	F
AS400 Account Code	Appropriation Classification	FY 2010 Appropriation P.L. 28-27	FY 2006 Authorized Lapse Carried Over/Continued into FY2010	FY 2010 Governor's Transfer +/-	Total FY 2010 Spending Authorization [A]+[B]+[C]	FY 2010 Expenditures/ Encumbrances	FY 2010 Available Balance [D] - [E]
PERSONNEL SERVICES							
111	Regular Salaries/Increments	0	0	0	0	0	0
112	Overtime/Special Pay	0	0	0	0	0	0
113	Benefits	0	0	0	0	0	0
TOTAL PERSONNEL SERVICES:		0	0	0	0	0	0
OPERATIONS							
220	Travel - Off-Island/Local Mileage Reimbursement	0	0	0	0	0	0
230	Contractual Services		0	0	0	0	0
233	Office Space Rental	0	0	0	0	0	0
240	Supplies & Materials	0	0	0	0	0	0
250	Equipment	0	0	0	0	0	0
270	Worker's Compensation	0	0	0	0	0	0
271	Drug Testing Charges	0	0	0	0	0	0
280	Sub-recipient/Sub grant	0	0	0	0	0	0
290	Miscellaneous	0	0	0	0	0	0
TOTAL OPERATIONS:		0	0	0	0	0	0
UTILITIES							
361	Power	0	0	0	0	0	0
362	Water/Sewer	0	0	0	0	0	0
363	Telephone/Toll	0	0	0	0	0	0
TOTAL UTILITIES:		0	0	0	0	0	0
450	CAPITAL OUTLAY	0	0	0	0	0	0
701	INDIRECT COST	0	0	0	0	0	0
TOTAL		0	0	0	0	0	0
FULL-TIME EQUIVALENCIES [FTE's]		UNCLASSIFIED	CLASSIFIED	CONTRACT	OTHER		
FILLED / WARM BODIES		0	0	0	0		
VACANT (FUNDED)		0	0	0	0		
TOTAL FTE's:		0	0	0	0		

[illegible]

1/ a) Indicate on a separate sheet, each amount expended for: (1) Prior Year Obligation(s); (2) Emergency Authorization(s); (3) Promised Compensating/Acting or Detail Pay
b) Attach AS400 Print out used to determine the amounts reflected.



**OFB Departmental Funding/Expenditure Fact Sheet
Special Fund**

Fund Name: Limited Obligation Highway Bond 2001A-CPF

Department/Agency: Department of Public Works

Division/Program: Islandwide Village Street Restoration and Pothole Repairs (Primary Roads)

AS400 account number(s): 5224D061090IBONA through 5224D061090IB0S9 and 5224D061090IB2A1 through 5224D061090IB2S4

Department/Agency Head Certification as to the accuracy of information contained herein:	
 JOANNE M.S. BROWN Director Name (Print)	 Date
Signature	Date

		As of September 30, 2010						As of March 31, 2011								
		FY 2010						FY 2011								
		A	B	C	D	E	F	G	H	I	J	K	L	M	N	O
AS400 Account Code	Appropriation Classification	FY 2010 Appropriations P.L. 28-68	FY 2009 Authorized Lapse Carried Over/Continued into FY 2010	FY 2010 Governor's Transfer +/-	Total FY 2010 Spending Authorization (A)+(B)+(C)	FY 2010 Expenditures/Encumbrances	FY 20010 Available Balance (D)-(E)	FY 2011 Appropriations PL 28-68	FY 2010 Authorized Lapse Carried Over/Continued into FY 2011	FY 2011 Governor's Transfer +/-	Total FY 2011 Spending Authorized (G)+(H)+(I)	FY 2011 YTD Allotment	FY 2011 YTD Expenditures/Encumbrances 1/	FY 2011 Projected Expenditures (Remaining 1 Qtr)	FY 2011 Total Expenditures/Encumbrances (L)+(M)	FY 2011 Available Projected Balance (J)-(N)
PERSONNEL SERVICES																
111	Regular Salaries/Increments	0	0	0	0	0	0	0	0	0	0	0	0	0	0	0
112	Overtime/Special Pay	0	0	0	0	0	0	0	0	0	0	0	0	0	0	0
113/114	Benefits/Health Benefits (Medical/Dental/Life)	0	0	0	0	0	0	0	0	0	0	0	0	0	0	0
	TOTAL PERSONNEL SERVICES	0	0	0	0	0	0	0	0	0	0	0	0	0	0	0
OPERATIONS																
220	TRAVEL- Off-Island/Local Mileage Reimbursements	0	0	0	0	0	0	0	0	0	0	0	0	0	0	0
230	CONTRACTUAL SERVICES:	0	0	0	0	0	0	0	0	0	0	0	0	0	0	0
233	OFFICE SPACE RENTAL:	0	0	0	0	0	0	0	0	0	0	0	0	0	0	0
240	SUPPLIES & MATERIALS:	0	0	0	0	0	0	0	0	0	0	0	0	0	0	0
250	EQUIPMENT:	0	0	0	0	0	0	0	0	0	0	0	0	0	0	0
270	WORKER'S COMPENSATION	0	0	0	0	0	0	0	0	0	0	0	0	0	0	0
271	DRUG TESTING CHARGES	0	0	0	0	0	0	0	0	0	0	0	0	0	0	0
280	SUB-RECIPIENT/SUBGRANT:	0	0	0	0	0	0	0	0	0	0	0	0	0	0	0
290	MISCELLANEOUS:	0	0	0	0	0	0	0	0	0	0	0	0	0	0	0
	TOTAL OPERATIONS	0	0	0	0	0	0	0	0	0	0	0	0	0	0	0
UTILITIES																
361	Power	0	0	0	0	0	0	0	0	0	0	0	0	0	0	0
362	Water/Sewer	0	0	0	0	0	0	0	0	0	0	0	0	0	0	0
363	Telephone/Toll	0	0	0	0	0	0	0	0	0	0	0	0	0	0	0
	TOTAL UTILITIES	0	0	0	0	0	0	0	0	0	0	0	0	0	0	0
701	INDIRECT COST	0	0	0	0	0	0	0	0	0	0	0	0	0	0	0
450	CAPITAL OUTLAY	0	0	0	0	0	0	0	1,643,361	0	1,643,361	1,643,361	58,852	0	58,852	1,584,509
	TOTAL	0	0	0	0	0	0	0	1,643,361	0	1,643,361	1,643,361	58,852	0	58,852	1,584,509

		As of September 30, 2010						As of March 31, 2011					
		UNCLASSIFIED	CLASSIFIED	CONTRACT	OTHER			UNCLASSIFIED	CLASSIFIED	CONTRACT	OTHER		
FULL-TIME EQUIVALENCIES (FTE's)													
FILLED/WARM BODIES		0	0	0	0			0	0	0	0		
VACANT (FUNDED)		0	0	0	0			0	0	0	0		
TOTAL FTE's		0	0	0	0			0	0	0	0		

- 1/ a) Indicate on a separate sheet, each amount expended for: 1) prior year obligation(s); 2) emergency authorization(s); 3) promised compensation/acting or detail pay
b) Attach AS400 print out used to determine the amounts reflected.

OFB Departmental Funding/Expenditure Fact Sheet

Limited Obligation Highway Bond 2001A-CPF
P.L. 30-216
SUMMARY

Department/Agency: PUBLIC WORKS
Division:
AS400 Account No.: 5224A1110*****

Department/Agency Head Certification	
I certify that the information contained herein are true and correct:	
JOANNE M.S. BROWN	
Director Name (Print)	
(Signature of Agency Head)	(Date)

		FY 2010						As of March 31, 2011									
								FY 2011									
		A	B	C	D	E	F	G	H	I	J	K	L	M	N	O	
AS400 Account Code	Appropriation Classification	FY 2010 Appropriations	FY 2009 Authorized Lapse Carried Over/Continued into FY 2010	FY 2010 Governor's Transfer +/-	Total FY 2010 Spending Authorization (A)+(B)+(C)	FY 2010 Expenditures/ Encumbrances	FY 2010 Lapses (D)-(E)	FY 2011 Appropriations PL 30-216	FY 2010 Authorized Lapse Carried Over/ Continued into FY 2011	FY 2011 Governor's Transfer +/-	Total FY 2011 Spending Authorized (G)+(H)+(I)	FY 2011 YTD Allotment	FY 2011 YTD Expenditures/ Encumbrances 1/	FY 2011 Projected Expenditures (Remaining 2 Qtrs.)	FY 2011 Total Expenditures/ Encumbrances (L)+(M)	FY 2011 Projected lapse / (shortfall) (J)-(N) 2/	
	PERSONNEL SERVICES																
111	Regular Salaries/Increments	0	0	0	0	0	0	0	0	553	553	553	622	0	622	(69)	
112	Overtime/Special Pay	0	0	0	0	0	0	100,745	0	(1,933)	98,812	98,812	27,804	71,008	98,812	0	
113	Benefits	0	0	0	0	0	0	26,641	0	1,380	28,021	28,021	6,804	21,218	28,022	(0)	
	TOTAL PERSONNEL SERVICES	0	0	0	0	0	0	127,386	0	(0)	127,386	127,386	35,230	92,226	127,456	(69)	
	OPERATIONS																
220	TRAVEL- Off-Island/Local Mileage Reimbursements	0	0	0	0	0	0	0	0	0	0	0	0	0	0	0	
230	CONTRACTUAL SERVICES:	0	0	0	0	0	0	1,295,445	0	(207,722)	1,087,722	1,087,722	987,699	99,954	1,087,653	69	
233	OFFICE SPACE RENTAL:	0	0	0	0	0	0	0	0	0	0	0	0	0	0	0	
240	SUPPLIES & MATERIALS:	0	0	0	0	0	0	331,582	0	207,722	539,304	539,304	242,799	296,505	539,304	0	
250	EQUIPMENT:	0	0	0	0	0	0	90,000	0	0	90,000	90,000	26,010	63,990	90,000	0	
270	DRUG TESTING CHARGES	0	0	0	0	0	0	0	0	0	0	0	0	0	0	0	
280	SUB-RECIPIENT/SUBGRANT:	0	0	0	0	0	0	400,000	0	0	400,000	400,000	400,000	0	400,000	0	
	TOTAL OPERATIONS	0	0	0	0	0	0	2,117,027	0	(0)	2,117,027	2,117,027	1,656,509	460,448	2,116,957	69	
	UTILITIES																
361	Power	0	0	0	0	0	0	0	0	0	0	0	0	0	0	0	
362	Water/Sewer	0	0	0	0	0	0	0	0	0	0	0	0	0	0	0	
363	Telephone/Toll	0	0	0	0	0	0	0	0	0	0	0	0	0	0	0	
	TOTAL UTILITIES	0	0	0	0	0	0	0	0	0	0	0	0	0	0	0	
701	INDIRECT COST	0	0	0	0	0	0	0	0	0	0	0	0	0	0	0	
450	CAPITAL OUTLAY	0	0	0	0	0	0	10,000	0	0	10,000	10,000	7,780	2,220	10,000	0	
	TOTAL	0	0	0	0	0	0	2,254,413	0	(0)	2,254,413	2,254,413	1,699,519	554,894	2,254,413	0	


		As of September 30, 2010						As of March 31, 2011									
FULL TIME EQUIVALENCIES (FTE's)		UNCLASSIFIED	CLASSIFIED	CONTRACT	OTHER			UNCLASSIFIED	CLASSIFIED	CONTRACT	OTHER						
FILLED/WARM BODIES		0	0	0	0			0	0	0	0						
VACANT		0	0	0	0			0	0	0	0						
TOTAL FTE's		0	0	0	0			0	0	0	0						

1/ a) Indicate on a separate sheet, each amount expended for: 1) prior year obligation(s); 2) emergency authorization(s); 3) promised compensation/acting or detail pay
b) Attach AS400 print out used to determine the amounts reflected.

OFB Departmental Funding/Expenditure Fact Sheet

Limited Obligation Highway Bond 2001A-CPF
P.L. 30-216

Department/Agency: PUBLIC WORKS
Division: Administrative Services Division - Repair of GFD Vehicles
AS400 Account No.: 5224A111000GF204

Department/Agency Head Certification	
I certify that the information contained herein are true and correct:	
 JOANNE M.S. BROWN	
Director Name (Print)	
(Signature of Agency Head)	4/28/11 (Date)

		FY 2010						As of March 31, 2011								
								FY 2011								
		A	B	C	D	E	F	G	H	I	J	K	L	M	N	O
AS400 Account Code	Appropriation Classification	FY 2010 Appropriations	FY 2009 Authorized Lapse Carried Over/Continued into FY 2010	FY 2010 Governor's Transfer +/-	Total FY 2010 Spending Authorization (A)+(B)+(C)	FY 2010 Expenditures/ Encumbrances	FY 2010 Lapses (D)-(E)	FY 2011 Appropriations PL 30-216	FY 2010 Authorized Lapse Carried Over/ Continued into FY 2011	FY 2011 Governor's Transfer +/-	Total FY 2011 Spending Authorized (G)+(H)+(I)	FY 2011 YTD Allotment	FY 2011 YTD Expenditures/ Encumbrances 1/	FY 2011 Projected Expenditures (Remaining 2 Qtrs.)	FY 2011 Total Expenditures/ Encumbrances (L)+(M)	FY 2011 Projected lapse / (shortfall) (J)-(N) 2/
	PERSONNEL SERVICES															
111	Regular Salaries/Increments	0	0	0	0	0	0	0	0	0	0	0	0	0	0	0
112	Overtime/Special Pay	0	0	0	0	0	0	0	0	0	0	0	0	0	0	0
113	Benefits	0	0	0	0	0	0	0	0	0	0	0	0	0	0	0
	TOTAL PERSONNEL SERVICES	0	0	0	0	0	0	0	0	0	0	0	0	0	0	0
	OPERATIONS															
220	TRAVEL- Off-Island/Local Mileage Reimbursements	0	0	0	0	0	0	0	0	0	0	0	0	0	0	0
230	CONTRACTUAL SERVICES:	0	0	0	0	0	0	0	0	0	0	0	0	0	0	0
233	OFFICE SPACE RENTAL:	0	0	0	0	0	0	0	0	0	0	0	0	0	0	0
240	SUPPLIES & MATERIALS:	0	0	0	0	0	0	0	0	0	0	0	0	0	0	0
250	EQUIPMENT:	0	0	0	0	0	0	0	0	0	0	0	0	0	0	0
270	DRUG TESTING CHARGES	0	0	0	0	0	0	0	0	0	0	0	0	0	0	0
280	SUB-RECIPIENT/SUBGRANT:	0	0	0	0	0	0	200,000	0	0	200,000	200,000	200,000	0	200,000	0
	TOTAL OPERATIONS	0	0	0	0	0	0	200,000	0	0	200,000	200,000	200,000	0	200,000	0
	UTILITIES															
361	Power	0	0	0	0	0	0	0	0	0	0	0	0	0	0	0
362	Water/Sewer	0	0	0	0	0	0	0	0	0	0	0	0	0	0	0
363	Telephone/Toll	0	0	0	0	0	0	0	0	0	0	0	0	0	0	0
	TOTAL UTILITIES	0	0	0	0	0	0	0	0	0	0	0	0	0	0	0
701	INDIRECT COST	0	0	0	0	0	0	0	0	0	0	0	0	0	0	0
450	CAPITAL OUTLAY	0	0	0	0	0	0	0	0	0	0	0	0	0	0	0
	TOTAL	0	0	0	0	0	0	200,000	0	0	200,000	200,000	200,000	0	200,000	0



		As of September 30, 2010						As of March 31, 2011							
FULL-TIME EQUIVALENCIES (FTE's)		UNCLASSIFIED	CLASSIFIED	CONTRACT	OTHER			UNCLASSIFIED	CLASSIFIED	CONTRACT	OTHER				
FILLED/WARM BODIES		0	0	0	0			0	0	0	0				
VACANT		0	0	0	0			0	0	0	0				
TOTAL FTE's		0	0	0	0			0	0	0	0				

1/ a) Indicate on a separate sheet, each amount expended for: 1) prior year obligation(s); 2) emergency authorization(s); 3) promised compensation/acting or detail pay
b) Attach AS400 print out used to determine the amounts reflected.

OFB Departmental Funding/Expenditure Fact Sheet

Limited Obligation Highway Bond 2001A-CPF
P.L. 30-216

Department/Agency: PUBLIC WORKS
Division: Administratives Services Division - Repair of GPD Patrol Cars
AS400 Account No.: 5224A111000GP203

Department/Agency Head Certification	
I certify that the information contained herein are true and correct:	
 JOANNE M. BROWN	Director Name (Print)
 (Signature of Agency Head)	4-28/11 (Date)

		FY 2010						As of March 31, 2011									
								FY 2011									
		A	B	C	D	E	F		G	H	I	J	K	L	M	N	O
AS400 Account Code	Appropriation Classification	FY 2010 Appropriations	FY 2009 Authorized Lapse Carried Over/Continued into FY 2010	FY 2010 Governor's Transfer +/-	Total FY 2010 Spending Authorization (A)+(B)+(C)	FY 2010 Expenditures/ Encumbrances	FY 2010 Lapses (D)-(E)		FY 2011 Appropriations PL 30-216	FY 2010 Authorized Lapse Carried Over/ Continued into FY 2011	FY 2011 Governor's Transfer +/-	Total FY 2011 Spending Authorized (G)+(H)+(I)	FY 2011 YTD Allotment	FY 2011 YTD Expenditures/ Encumbrances 1/	FY 2011 Projected Expenditures (Remaining 2 Qtrs.)	FY 2011 Total Expenditures/ Encumbrances (L)+(M)	FY 2011 Projected lapse / (shortfall) (J)-(N) 2/
	PERSONNEL SERVICES																
111	Regular Salaries/Increments	0	0	0	0	0	0		0	0	0	0	0	0	0	0	0
112	Overtime/Special Pay	0	0	0	0	0	0		0	0	0	0	0	0	0	0	0
113	Benefits	0	0	0	0	0	0		0	0	0	0	0	0	0	0	0
	TOTAL PERSONNEL SERVICES	0	0	0	0	0	0		0	0	0	0	0	0	0	0	0
	OPERATIONS																
220	TRAVEL- Off-Island/Local Mileage Reimbursements	0	0	0	0	0	0		0	0	0	0	0	0	0	0	0
230	CONTRACTUAL SERVICES:	0	0	0	0	0	0		0	0	0	0	0	0	0	0	0
233	OFFICE SPACE RENTAL:	0	0	0	0	0	0		0	0	0	0	0	0	0	0	0
240	SUPPLIES & MATERIALS:	0	0	0	0	0	0		0	0	0	0	0	0	0	0	0
250	EQUIPMENT:	0	0	0	0	0	0		0	0	0	0	0	0	0	0	0
270	DRUG TESTING CHARGES	0	0	0	0	0	0		0	0	0	0	0	0	0	0	0
280	SUB-RECIPIENT/SUBGRANT:	0	0	0	0	0	0		200,000	0	0	200,000	200,000	200,000	0	200,000	0
	TOTAL OPERATIONS	0	0	0	0	0	0		200,000	0	0	200,000	200,000	200,000	0	200,000	0
	UTILITIES																
361	Power	0	0	0	0	0	0		0	0	0	0	0	0	0	0	0
362	Water/Sewer	0	0	0	0	0	0		0	0	0	0	0	0	0	0	0
363	Telephone/Toll	0	0	0	0	0	0		0	0	0	0	0	0	0	0	0
	TOTAL UTILITIES	0	0	0	0	0	0		0	0	0	0	0	0	0	0	0
701	INDIRECT COST	0	0	0	0	0	0		0	0	0	0	0	0	0	0	0
450	CAPITAL OUTLAY	0	0	0	0	0	0		0	0	0	0	0	0	0	0	0
	TOTAL	0	0	0	0	0	0		200,000	0	0	200,000	200,000	200,000	0	200,000	0

		As of September 30, 2010						As of March 31, 2011					
FULL TIME EQUIVALENCIES (FTE's)		UNCLASSIFIED	CLASSIFIED	CONTRACT	OTHER			UNCLASSIFIED	CLASSIFIED	CONTRACT	OTHER		
FILLED/WARM BODIES		0	0	0	0			0	0	0	0		
VACANT		0	0	0	0			0	0	0	0		
TOTAL FTE's		0	0	0	0			0	0	0	0		

1/ a) Indicate on a separate sheet, each amount expended for: 1) prior year obligation(s); 2) emergency authorization(s); 3) promised compensation/acting or detail pay
b) Attach AS400 print out used to determine the amounts reflected.

OFB Departmental Funding/Expenditure Fact Sheet

Limited Obligation Highway Bond 2001A-CPF
P.L. 30-216

Department/Agency: PUBLIC WORKS
Division: Transportation Maintenance - Tools and Equipment
AS400 Account No.: 5224A111020EQ206

Department/Agency Head Certification	
I certify that the information contained herein are true and correct:	
JOANNE M.S. BROWN	
Director Name (Print)	
(Signature of Agency Head)	4/28/11 (Date)

		FY 2010						As of March 31, 2011									
								FY 2011									
		A	B	C	D	E	F		G	H	I	J	K	L	M	N	O
AS400 Account Code	Appropriation Classification	FY 2010 Appropriations	FY 2009 Authorized Lapse Carried Over/Continued into FY 2010	FY 2010 Governor's Transfer +/-	Total FY 2010 Spending Authorization (A)+(B)+(C)	FY 2010 Expenditures/ Encumbrances	FY 2010 Lapses (D)-(E)		FY 2011 Appropriations PL 30-216	FY 2010 Authorized Lapse Carried Over/ Continued into FY 2011	FY 2011 Governor's Transfer +/-	Total FY 2011 Spending Authorized (G)+(H)+(I)	FY 2011 YTD Allotment	FY 2011 YTD Expenditures/ Encumbrances 1/	FY 2011 Projected Expenditures (Remaining 2 Qtrs.)	FY 2011 Total Expenditures/ Encumbrances (L)+(M)	FY 2011 Projected lapse / (shortfall) (J)-(N) 2/
	PERSONNEL SERVICES																
111	Regular Salaries/Increments	0	0	0	0	0	0		0	0	0	0	0	0	0	0	0
112	Overtime/Special Pay	0	0	0	0	0	0		0	0	0	0	0	0	0	0	0
113	Benefits	0	0	0	0	0	0		0	0	0	0	0	0	0	0	0
	TOTAL PERSONNEL SERVICES	0	0	0	0	0	0		0	0	0	0	0	0	0	0	0
	OPERATIONS																
220	TRAVEL- Off-Island/Local Mileage Reimbursements	0	0	0	0	0	0		0	0	0	0	0	0	0	0	0
230	CONTRACTUAL SERVICES:	0	0	0	0	0	0		0	0	0	0	0	0	0	0	0
233	OFFICE SPACE RENTAL:	0	0	0	0	0	0		0	0	0	0	0	0	0	0	0
240	SUPPLIES & MATERIALS:	0	0	0	0	0	0		0	0	0	0	0	0	0	0	0
250	EQUIPMENT:	0	0	0	0	0	0		90,000	0	0	90,000	90,000	26,010	63,990	90,000	0
270	DRUG TESTING CHARGES	0	0	0	0	0	0		0	0	0	0	0	0	0	0	0
280	SUB-RECIPIENT/SUBGRANT:	0	0	0	0	0	0		0	0	0	0	0	0	0	0	0
	TOTAL OPERATIONS	0	0	0	0	0	0		90,000	0	0	90,000	90,000	26,010	63,990	90,000	0
	UTILITIES																
361	Power	0	0	0	0	0	0		0	0	0	0	0	0	0	0	0
362	Water/Sewer	0	0	0	0	0	0		0	0	0	0	0	0	0	0	0
363	Telephone/Toll	0	0	0	0	0	0		0	0	0	0	0	0	0	0	0
	TOTAL UTILITIES	0	0	0	0	0	0		0	0	0	0	0	0	0	0	0
701	INDIRECT COST	0	0	0	0	0	0		0	0	0	0	0	0	0	0	0
450	CAPITAL OUTLAY	0	0	0	0	0	0		10,000	0	0	10,000	10,000	7,780	2,220	10,000	0
	TOTAL	0	0	0	0	0	0		100,000	0	0	100,000	100,000	33,790	66,210	100,000	0

		As of September 30, 2010						As of March 31, 2011					
FULL TIME EQUIVALENCIES (FTE's)		UNCLASSIFIED	CLASSIFIED	CONTRACT	OTHER			UNCLASSIFIED	CLASSIFIED	CONTRACT	OTHER		
FILLED/WARM BODIES		0	0	0	0			0	0	0	0		
VACANT		0	0	0	0			0	0	0	0		
TOTAL FTE's		0	0	0	0			0	0	0	0		

1/ a) Indicate on a separate sheet, each amount expended for: 1) prior year obligation(s); 2) emergency authorization(s); 3) promised compensation/acting or detail pay
b) Attach AS400 print out used to determine the amounts reflected.

OFB Departmental Funding/Expenditure Fact Sheet

Limited Obligation Highway Bond 2001A-CPF
P.L. 30-216

Department/Agency: PUBLIC WORKS
Division: Transportation Maintenance - Preventive Maintenance of Buses
AS400 Account No.: 5224A111020PM205

Department/Agency Head Certification	
I certify that the information contained herein are true and correct:	
JOANNE M.S. BROWN	
Director Name (Print)	
(Signature of Agency Head)	(Date)

		FY 2010						As of March 31, 2011									
		FY 2010						FY 2011									
		A	B	C	D	E	F	G	H	I	J	K	L	M	N	O	
AS400 Account Code	Appropriation Classification	FY 2010 Appropriations	FY 2009 Authorized Lapse Carried Over/Continued into FY 2010	FY 2010 Governor's Transfer +/-	Total FY 2010 Spending Authorization (A)+(B)+(C)	FY 2010 Expenditures/ Encumbrances	FY 2010 Lapses (D)-(E)	FY 2011 Appropriations PL 30-216	FY 2010 Authorized Lapse Carried Over/ Continued into FY 2011	FY 2011 Governor's Transfer +/-	Total FY 2011 Spending Authorized (G)+(H)+(I)	FY 2011 YTD Allotment	FY 2011 YTD Expenditures/ Encumbrances 1/	FY 2011 Projected Expenditures (Remaining 2 Qtrs.)	FY 2011 Total Expenditures/ Encumbrances (L)+(M)	FY 2011 Projected lapse / (shortfall) (J)-(N) 2/	
PERSONNEL SERVICES																	
111	Regular Salaries/Increments	0	0	0	0	0	0	0	0	0	0	0	0	0	0	0	
112	Overtime/Special Pay	0	0	0	0	0	0	39,054	0	(151)	38,902	38,902	5,199	33,703	38,902	0	
113	Benefits	0	0	0	0	0	0	10,724	0	151	10,875	10,875	1,305	9,570	10,875	0	
	TOTAL PERSONNEL SERVICES	0	0	0	0	0	0	49,778	0	0	49,778	49,778	6,504	43,273	49,778	0	
OPERATIONS																	
220	TRAVEL- Off-Island/Local Mileage Reimbursements	0	0	0	0	0	0	0	0	0	0	0	0	0	0	0	
230	CONTRACTUAL SERVICES:	0	0	0	0	0	0	45,222	0	0	45,222	45,222	14,999	30,223	45,222	0	
233	OFFICE SPACE RENTAL:	0	0	0	0	0	0	0	0	0	0	0	0	0	0	0	
240	SUPPLIES & MATERIALS:	0	0	0	0	0	0	205,000	0	207,722	412,722	412,722	170,841	241,881	412,722	0	
250	EQUIPMENT:	0	0	0	0	0	0	0	0	0	0	0	0	0	0	0	
270	DRUG TESTING CHARGES	0	0	0	0	0	0	0	0	0	0	0	0	0	0	0	
280	SUB-RECIPIENT/SUBGRANT:	0	0	0	0	0	0	0	0	0	0	0	0	0	0	0	
	TOTAL OPERATIONS	0	0	0	0	0	0	250,222	0	207,722	457,945	457,945	185,840	272,104	457,944	0	
UTILITIES																	
361	Power	0	0	0	0	0	0	0	0	0	0	0	0	0	0	0	
362	Water/Sewer	0	0	0	0	0	0	0	0	0	0	0	0	0	0	0	
363	Telephone/Toll	0	0	0	0	0	0	0	0	0	0	0	0	0	0	0	
	TOTAL UTILITIES	0	0	0	0	0	0	0	0	0	0	0	0	0	0	0	
701	INDIRECT COST	0	0	0	0	0	0	0	0	0	0	0	0	0	0	0	
450	CAPITAL OUTLAY	0	0	0	0	0	0	0	0	0	0	0	0	0	0	0	
	TOTAL	0	0	0	0	0	0	300,000	0	207,722	507,722	507,722	192,344	315,377	507,722	0	

		As of September 30, 2010					As of March 31, 2011				
FULL TIME EQUIVALENCIES (FTE's)		UNCLASSIFIED	CLASSIFIED	CONTRACT	OTHER		UNCLASSIFIED	CLASSIFIED	CONTRACT	OTHER	
FILLED/WARM BODIES		0	0	0	0		0	0	0	0	
VACANT		0	0	0	0		0	0	0	0	
TOTAL FTE's		0	0	0	0		0	0	0	0	

1/ a) Indicate on a separate sheet, each amount expended for: 1) prior year obligation(s); 2) emergency authorization(s); 3) promised compensation/acting or detail pay
b) Attach AS400 print out used to determine the amounts reflected.

OFB Departmental Funding/Expenditure Fact Sheet

Limited Obligation Highway Bond 2001A-CPF
P.L. 30-216

Department/Agency: PUBLIC WORKS
Division: Transportation Maintenance - Repair and Restore School Buses
AS400 Account No.: 5224A111020RR204

Department/Agency Head Certification	
I certify that the information contained herein are true and correct:	
JOANNE M.S. BROWN	
Director Name (Print)	
(Signature of Agency Head)	(Date)



		FY 2010						As of March 31, 2011								
		FY 2010						FY 2011								
		A	B	C	D	E	F	G	H	I	J	K	L	M	N	O
AS400 Account Code	Appropriation Classification	FY 2010 Appropriations	FY 2009 Authorized Lapse Carried Over/Continued into FY 2010	FY 2010 Governor's Transfer +/-	Total FY 2010 Spending Authorization (A)+(B)+(C)	FY 2010 Expenditures/ Encumbrances	FY 2010 Lapses (D)-(E)	FY 2011 Appropriations PL 30-216	FY 2010 Authorized Lapse Carried Over/ Continued into FY 2011	FY 2011 Governor's Transfer +/-	Total FY 2011 Spending Authorized (G)+(H)+(I)	FY 2011 YTD Allotment	FY 2011 YTD Expenditures/ Encumbrances 1/	FY 2011 Projected Expenditures (Remaining 2 Qtrs.)	FY 2011 Total Expenditures/ Encumbrances (L)+(M)	FY 2011 Projected lapse / (shortfall) (J)-(N) 2/
PERSONNEL SERVICES																
111	Regular Salaries/Increments	0	0	0	0	0	0	0	0	553	553	553	622	0	622	(69)
112	Overtime/Special Pay	0	0	0	0	0	0	39,054	0	(704)	38,350	38,350	22,605	15,744	38,349	0
113	Benefits	0	0	0	0	0	0	10,724	0	151	10,875	10,875	5,498	5,377	10,875	(0)
TOTAL PERSONNEL SERVICES		0	0	0	0	0	0	49,778	0	0	49,778	49,778	28,726	21,121	49,847	(69)
OPERATIONS																
220	TRAVEL- Off-Island/Local Mileage Reimbursements	0	0	0	0	0	0	0	0	0	0	0	0	0	0	0
230	CONTRACTUAL SERVICES:	0	0	0	0	0	0	1,150,222	0	(207,722)	942,500	942,500	872,700	69,731	942,431	69
233	OFFICE SPACE RENTAL:	0	0	0	0	0	0	0	0	0	0	0	0	0	0	0
240	SUPPLIES & MATERIALS:	0	0	0	0	0	0	0	0	0	0	0	0	0	0	0
250	EQUIPMENT:	0	0	0	0	0	0	0	0	0	0	0	0	0	0	0
270	DRUG TESTING CHARGES	0	0	0	0	0	0	0	0	0	0	0	0	0	0	0
280	SUB-RECIPIENT/SUBGRANT:	0	0	0	0	0	0	0	0	0	0	0	0	0	0	0
TOTAL OPERATIONS		0	0	0	0	0	0	1,150,222	0	(207,722)	942,500	942,500	872,700	69,731	942,431	69
UTILITIES																
361	Power	0	0	0	0	0	0	0	0	0	0	0	0	0	0	0
362	Water/Sewer	0	0	0	0	0	0	0	0	0	0	0	0	0	0	0
363	Telephone/Toll	0	0	0	0	0	0	0	0	0	0	0	0	0	0	0
TOTAL UTILITIES		0	0	0	0	0	0	0	0	0	0	0	0	0	0	0
701	INDIRECT COST	0	0	0	0	0	0	0	0	0	0	0	0	0	0	0
450	CAPITAL OUTLAY	0	0	0	0	0	0	0	0	0	0	0	0	0	0	0
TOTAL		0	0	0	0	0	0	1,200,000	0	(207,722)	992,278	992,278	901,426	90,852	992,278	0

		As of September 30, 2010						As of March 31, 2011					
FULL TIME EQUIVALENCIES (FTE's)		UNCLASSIFIED	CLASSIFIED	CONTRACT	OTHER			UNCLASSIFIED	CLASSIFIED	CONTRACT	OTHER		
FILLED/WARM BODIES		0	0	0	0			0	0	0	0		
VACANT		0	0	0	0			0	0	0	0		
TOTAL FTE's		0	0	0	0			0	0	0	0		

1/ a) Indicate on a separate sheet, each amount expended for: 1) prior year obligation(s); 2) emergency authorization(s); 3) promised compensation/acting or detail pay
b) Attach AS400 print out used to determine the amounts reflected.

**OFB Departmental Funding/Expenditure Fact Sheet
Highway Bond 2001A-CPF**

Department/Agency: Department of Public Works
Division/Program: Bus Operations
AS400 account number(s): 5224A111030RE202 (P.L. 30-216)

Department/Agency Head Certification as to the accuracy of information contained herein:	
 JOANNE M.S. BROWN Director Name (Print)	 Date



		As of September 30, 2010						As of March 31, 2011								
		FY 2010						FY 2011								
		A	B	C	D	E	F	G	H	I	J	K	L	M	N	O
AS400 Account Code	Appropriation Classification	FY 2010 Appropriations PL 30-55	FY 2009 Authorized Lapse Carried Over/Continued into FY 2010	FY 2010 Governor's Transfer +/-	Total FY 2010 Spending Authorization (A)+(B)+(C)	FY 2010 Expenditures/ Encumbrances	FY 2010 Available Balance (D)-(E)	FY 2011 Appropriations PL 30-216	FY 2010 Authorized Lapse Carried Over/ Continued into FY 2011	FY 2011 Governor's Transfer +/-	Total FY 2011 Spending Authorized (G)+(H)+(I)	FY 2011 YTD Allotment	FY 2011 YTD Expenditures/ Encumbrances 1/	FY 2011 Projected Expenditures (Remaining 2 Qtrs.)	FY 2011 Total Expenditures/ Encumbrances (L)+(M)	FY 2011 Available Projected Balance (J)-(N)
	PERSONNEL SERVICES															
111	Regular Salaries/Increments	0		0	0	0	0	0	0	0	0	0	0	0	0	0
112	Overtime/Special Pay	0		0	0	0	0	0	0	0	0	0	0	0	0	0
113/114	Benefits/Health Benefits (Medical/Dental/Life)	0		0	0	0	0	0	0	0	0	0	0	0	0	0
	TOTAL PERSONNEL SERVICES	0		0	0	0	0	0	0	0	0	0	0	0	0	0
	OPERATIONS															
220	TRAVEL- Off-Island/Local Mileage Reimbursements	0		0	0	0	0	0	0	0	0	0	0	0	0	0
230	CONTRACTUAL SERVICES:	0		0	0	0	0	100,000	0	0	100,000	100,000	100,000	0	100,000	0
233	OFFICE SPACE RENTAL:	0		0	0	0	0	0	0	0	0	0	0	0	0	0
240	SUPPLIES & MATERIALS:	0		0	0	0	0	0	0	0	0	0	0	0	0	0
250	EQUIPMENT:	0		0	0		0	0	0	0	0	0	0	0	0	0
271	DRUG TESTING CHARGES	0		0	0		0	0	0	0	0	0	0	0	0	0
280	SUB-RECIPIENT/SUBGRANT:	0		0	0		0	0	0	0	0	0	0	0	0	0
290	MISCELLANEOUS:	0		0	0		0	0	0	0	0	0	0	0	0	0
	TOTAL OPERATIONS	0	0	0	0	0	0	100,000	0	0	100,000	100,000	100,000	0	100,000	0
	UTILITIES															
361	Power	0		0	0		0	0	0	0	0	0	0	0	0	0
362	Water/Sewer	0		0	0		0	0	0	0	0	0	0	0	0	0
363	Telephone/Toll	0		0	0		0	0	0	0	0	0	0	0	0	0
	TOTAL UTILITIES	0	0	0	0	0	0	0	0	0	0	0	0	0	0	0
701	INDIRECT COST	0		0	0		0	0	0	0	0	0	0	0	0	0
450	CAPITAL OUTLAY	0		0	0		0	0	0	0	0	0	0	0	0	0
	TOTAL	0	0	0	0	0	0	100,000	0	0	100,000	100,000	100,000	0	100,000	0

		As of September 30, 2010				As of March 31, 2011			
FULL TIME EQUIVALENCIES (FTE's)		UNCLASSIFIED	CLASSIFIED	CONTRACT	OTHER (LTA)	UNCLASSIFIED	CLASSIFIED	CONTRACT	OTHER (LTA)
FILLED/WARM BODIES		0	0		0	0	0	0	0
VACANT (FUNDED)		0	0		0	0	0	0	0
TOTAL FTE's		0	0	0	0	0	0	0	0

- 1/ a) Indicate on a separate sheet, each amount expended for: 1) prior year obligation(s); 2) emergency authorization(s); 3) promised compensation/acting or detail pay
b) Attach AS400 print out used to determine the amounts reflected.

**OFB Departmental Funding/Expenditure Fact Sheet
Highway Bond 2001A-CPF**

Department/Agency: Department of Public Works
Division/Program: Bus Operations
AS400 account number(s): 5224A111030ST203 (P.L. 30-216)

Department/Agency Head Certification as to the accuracy of information contained herein:	
 JOANNE M.S. BROWN Director Name (Print)	 4/28/11 Date
Signature	Date

		As of September 30, 2010						As of March 31, 2011								
		FY 2010						FY 2011								
AS400 Account Code	Appropriation Classification	A	B	C	D	E	F	G	H	I	J	K	L	M	N	O
		FY 2010 Appropriations PL 30-55	FY 2009 Authorized Lapse Carried Over/Continued into FY 2010	FY 2010 Governor's Transfer +/-	Total FY 2010 Spending Authorization (A)+(B)+(C)	FY 2010 Expenditures/ Encumbrances	FY 2010 Available Balance (D)-(E)	FY 2011 Appropriations PL 30-216	FY 2010 Authorized Lapse Carried Over/ Continued into FY 2011	FY 2011 Governor's Transfer +/-	Total FY 2011 Spending Authorized (G)+(H)+(I)	FY 2011 YTD Allotment	FY 2011 YTD Expenditures/ Encumbrances 1/	FY 2011 Projected Expenditures (Remaining 2 Qtrs.)	FY 2011 Total Expenditures/ Encumbrances (L)+(M)	FY 2011 Available Projected Balance (J)-(N)
	PERSONNEL SERVICES															
111	Regular Salaries/Increments	0		0	0	0	0	0	0	0	0	0	0	0	0	0
112	Overtime/Special Pay	0		0	0	0	0	0	0	0	0	0	0	0	0	0
113/114	Benefits/Health Benefits (Medical/Dental/Life)	0		0	0	0	0	0	0	0	0	0	0	0	0	0
	TOTAL PERSONNEL SERVICES	0		0	0	0	0	0	0	0	0	0	0	0	0	0
	OPERATIONS															
220	TRAVEL- Off-Island/Local Mileage Reimbursements	0		0	0	0	0	0	0	0	0	0	0	0	0	0
230	CONTRACTUAL SERVICES:	0		0	0	0	0	54,413	0	0	54,413	54,413	0	54,413	54,413	0
233	OFFICE SPACE RENTAL:	0		0	0	0	0	0	0	0	0	0	0	0	0	0
240	SUPPLIES & MATERIALS:	0		0	0	0	0	0	0	0	0	0	0	0	0	0
250	EQUIPMENT:	0		0	0		0	0	0	0	0	0	0	0	0	0
271	DRUG TESTING CHARGES	0		0	0		0	0	0	0	0	0	0	0	0	0
280	SUB-RECIPIENT/SUBGRANT:	0		0	0		0	0	0	0	0	0	0	0	0	0
290	MISCELLANEOUS:	0		0	0		0	0	0	0	0	0	0	0	0	0
	TOTAL OPERATIONS	0	0	0	0	0	0	54,413	0	0	54,413	54,413	0	54,413	54,413	0
	UTILITIES															
361	Power	0		0	0		0	0	0	0	0	0	0	0	0	0
362	Water/Sewer	0		0	0		0	0	0	0	0	0	0	0	0	0
363	Telephone/Toll	0		0	0		0	0	0	0	0	0	0	0	0	0
	TOTAL UTILITIES	0	0	0	0	0	0	0	0	0	0	0	0	0	0	0
701	INDIRECT COST	0		0	0		0	0	0	0	0	0	0	0	0	0
450	CAPITAL OUTLAY	0		0	0		0	0	0	0	0	0	0	0	0	0
	TOTAL	0	0	0	0	0	0	54,413	0	0	54,413	54,413	0	54,413	54,413	0



		As of September 30, 2010					As of March 31, 2011				
FULL-TIME EQUIVALENCIES (FTE's)		UNCLASSIFIED	CLASSIFIED	CONTRACT	OTHER (LTA)		UNCLASSIFIED	CLASSIFIED	CONTRACT	OTHER (LTA)	
FILLED/WARM BODIES		0	0		0		0	0	0	0	
VACANT (FUNDED)		0	0		0		0	0	0	0	
TOTAL FTE's		0	0	0	0		0	0	0	0	

- 1/ a) Indicate on a separate sheet, each amount expended for: 1) prior year obligation(s); 2) emergency authorization(s); 3) promised compensation/acting or detail pay
b) Attach AS400 print out used to determine the amounts reflected.

**OFB Departmental Funding/Expenditure Fact Sheet
Special Fund**

Fund Name: P.L. 30-216 (Construct Wooden Bus Shelters)

Department/Agency: Department of Public Works
Division/Program: Building Construction & Facility Maintenance
AS400 Account Number(s): 5224A111040SH204
2nd Quarter Report

Department/Agency Head Certification as to the accuracy of information contained herein:	
 JOANNE M.S. BROWN Director (Print)	 4/28/11 Date
Signature	Date

		As of September 30, 2010						As of March 31, 2011								
		FY 2010						FY 2011								
		A	B	C	D	E	F	G	H	I	J	K	L	M	N	O
AS400 Account Code	Appropriation Classification	FY 2010 Appropriations P.L. 30-55	FY 2009 Authorized Lapse Carried Over/ Continued into FY 2010	FY 2010 Governor's Transfer +/-	Total FY 2010 Spending Authorization (A)+(B)+(C)	FY 2010 Expenditures/ Encumbrances	FY 10 Available Balance (D)-(E)	FY 2011 Appropriations PL 30-216	FY 2010 Authorized Lapse Carried Over/ Continued into FY 2011	FY 2011 Governor's Transfer +/-	Total FY 2011 Spending Authorized (G)+(H)+(I)	FY 2011 YTD Allotment	FY 2011 YTD Expenditures/ Encumbrances 2/	FY 2011 Projected Expenditures Remaining 2 Quarters	FY 2011 Total Expenditures/ Encumbrances (L)+(M)	FY 2011 Available Projected Balance (J)-(N)
PERSONNEL SERVICES																
111	Regular Salaries/Increments							0	0	0	0	0	0	0	0	0
112	Overtime/Special Pay							22,638	0	(1,078)	21,560	21,560	0	21,560	21,560	0
113	Benefits							5,193	0	1,078	6,271	6,271	0	6,271	6,271	0
	TOTAL PERSONNEL SERVICES							27,831	0	0	27,831	27,831	0	27,831	27,831	0
OPERATIONS																
220	TRAVEL- Off-Island/Local Mileage Reimbursements							0	0	0	0	0	0	0	0	0
230	CONTRACTUAL SERVICES:							0	0	0	0	0	0	0	0	0
233	OFFICE SPACE RENTAL:							0	0	0	0	0	0	0	0	0
240	SUPPLIES & MATERIALS:						0	72,169	0	0	72,169	72,169	71,958	211	72,169	0
250	EQUIPMENT:							0	0	0	0	0	0	0	0	0
270	WORKER'S COMPENSATION							0	0	0	0	0	0	0	0	0
271	DRUG TESTING CHARGES							0	0	0	0	0	0	0	0	0
280	SUB-RECIPIENT/SUBGRANT:							0	0	0	0	0	0	0	0	0
290	MISCELLANEOUS:							0	0	0	0	0	0	0	0	0
	TOTAL OPERATIONS							72,169	0	0	72,169	72,169	71,958	211	72,169	0
UTILITIES																
361	Power							0	0	0	0	0	0	0	0	0
362	Water/Sewer							0	0	0	0	0	0	0	0	0
363	Telephone/Toll							0	0	0	0	0	0	0	0	0
	TOTAL UTILITIES							0	0	0	0	0	0	0	0	0
701	INDIRECT COST							0	0	0	0	0	0	0	0	0
450	CAPITAL OUTLAY							0	0	0	0	0	0	0	0	0
	TOTAL							100,000	0	0	100,000	100,000	71,958	28,042	100,000	0

		As of September 30, 2010					As of March 31, 2011				
FULL TIME EQUIVALENCIES (FTE's)		UNCLASSIFIED	CLASSIFIED	CONTRACT	OTHER		UNCLASSIFIED	CLASSIFIED	CONTRACT	OTHER	
FILLED/WARM BODIES		0	0	0	0		0	0	0	0	
VACANT (UNFUNDED)		0	0	0	0		0	0	0	0	
TOTAL FTE's		0	0	0	0		0	0	0	0	

- 1/ a) Indicate on a separate sheet, each amount expended for: 1) prior year obligation(s); 2) emergency authorization(s); 3) promised compensation/acting or detail pay
b) Attach AS400 print out used to determine the amounts reflected.



The Honorable
EDDIE BAZA CALVO
Governor

The Honorable
RAY TENORIO
Lt. Governor



JOANNE M.S. BROWN

Director

CARL DOMINGUEZ

Deputy Director

April 28, 2011

The Honorable Speaker Judith T. Won Pat
I Mina' Trentai Unu Na Liheslaturan Guahan
155 Hesler Place
Hagatna, Guam 96910

Re: FY2011 Second Quarter – Federal Grants In Aide (FGIA) Financial Reports
Period Ended January 1, 2011 thru March 31, 2011

Dear Madam Speaker Won pat:

Buenas yas Hafa Adai!

Transmitted herewith is the Department of Public Works' Federal Grants In Aide (FGIA) Financial Reports for the Second Quarter of FY2011 for the period ended January 1, 2011 thru March 31, 2011. We have also attached the BACIS AS400's Budget and Accounting Information System (BASIC) printouts. The Federal Grants In Aide (FGIA) Financial Reports can be reviewed on our website: www.dpw.guam.gov

Should you have any questions, please do not hesitate to contact Mrs. Arleen U. Pierce, Controller at 646-3154 or 646-3231.

Un Dangkulo Na Si Yu'os Ma'ase!


CARL V. DOMINGUEZ
Acting Director

4/28/11

Attachments:

- DPW Office of Highway Safety (NHTSA)
- DPW Divisions of Highways (FHWA)
- DPW Divisions of Highways (HUD)
- Other FGIA (FEMA & DOI)

Office of Finance and Budget
DEPARTMENTAL FEDERAL FUNDING ABSTRACT
(Note: This form has a continuation page)

Department/Agency: Department of Public Works/Office of Highway Safety

Department/Agency Head Certification	
Certified as to the accuracy of information contained herein:	0FB-F07-03
<div style="display: flex; justify-content: space-between; align-items: center;"> <div style="text-align: center;"> JOANNE M. S. BROWN, Director of DPW Name (Print) </div> <div style="text-align: center;"> Signature </div> </div>	
<div style="display: flex; justify-content: space-between; align-items: center;"> <div style="text-align: center;"> Date </div> <div style="text-align: center;"> 4/28/11 Date </div> </div>	

Fiscal Year 2009									Fiscal Year 2010						
Grant Title	CFDA Number	Grant Award No.	FY 2009 Federal Grant Award Received	Grant Period	Indirect Cost Applied for/Amount Rec'd.	FY 2009 Expenditures/Encumbrances 1/	FY 2009 Actual Federal Reimbursement	No. of FTE's Funded by Grant	Grant Award No.	FY 2010 Federal Grant Award Received	Grant Period	Indirect Cost Applied for/Amount Rec'd.	FY 2010 Expenditures/Encumbrances 2/	FY 2010 Actual Federal Reimbursement	No. of FTE's Funded by Grant
Alcohol & Other Drugs	20.60	AL09	\$ 548,915.79	Annual	0	\$ 455,667.22	\$ 361,410.68	1	AL10 (N01)	\$ 207,981.42	Annual	0	\$ 111,765.86	\$ 104,265.86	2
									AL10 (C01)	\$ 165,456.67	Annual		\$ 114,237.08	\$ 108,066.96	
Occupant Protection	20.60	OP09	\$ 205,150.04	Annual	0	\$ 162,687.37	\$ 137,567.77	1	OP10 (N02)	\$ 105,480.80	Annual	0	\$ 98,909.48	\$ 91,294.07	1
									OP10 (C02)	\$ 88,257.50	Annual		\$ 58,849.58	\$ 53,695.45	
STEP	20.60	PT09	\$ 198,235.18	Annual	0	\$ 113,834.54	\$ 68,488.87	0	PT10 (N03)	\$ 140,914.00	Annual	0	\$ 35,261.00	\$ 25,865.74	0
									PT10 (C03)	\$ 117,244.51	Annual		\$ 88,029.59	\$ 82,053.69	
EMS/Injury Prevention	20.60	EM09	\$ 61,418.96	Annual	0	\$ 17,895.00		0	EM10 (N04)		Annual	0			0
									EM10 (C04)	\$ 45,990.96	Annual		\$ 7,848.04	\$ 7,713.00	
TRIMS	20.60	TR09	\$ 71,798.17	Annual	0	\$ 49,331.26	\$ 46,615.26	1	TR10 (N05)	\$ 45,908.94	Annual	0	\$ 43,184.91	\$ 42,309.91	1
									TR10 (C05)	\$ 56,029.96	Annual		\$ 13,121.68	\$ 13,121.68	
Planning & Administration	20.60	PA09	\$ 106,858.64	Annual	0	\$ 76,916.58	\$ 74,708.71	0	PA10 (N06)	\$ 58,717.50	Annual	0	\$ 27,089.09	\$ 26,070.34	1
									PA10 (C06)	\$ 43,402.88	Annual		\$ 31,643.48	\$ 29,085.29	
Youth to Youth	20.60	YA09	\$ -	Annual	0			0			Annual	0			0
Safe Communities	20.60	SA09	\$ 23,717.91	Annual	0	\$ 11,066.00	\$ 9,050.00	1			Annual	0			0
Roadway Safety	20.60	RS09	\$ 26,381.94	Annual	0	\$ 7,008.00	\$ 3,374.40	0	RS10 (N09)		Annual	0			0
									RS10 (C09)	\$ 26,645.17	Annual		\$ 2,354.92		
School Bus Safety	20.60	SB09	\$ -	Annual	0			0			Annual	0			0
Special Occupant Protection	20.60	SO09	\$ -	Annual	0			0			Annual	0			0
Data Improvement Incentive	20.60	J909	\$ 395.64	Annual	0	\$ 393.00	\$ 393.00	0			Annual	0			0
Child Passenger Protection	20.60	J309	\$ 2,071.06	Annual	0	\$ 2,071.06	\$ 2,071.06	0			Annual	0			0
Pedestrian/Bicycle Safety	20.60	PS09	\$ 85,029.38	Annual	0	\$ 51,637.32	\$ 44,781.82	0	PS10 (N18)	\$ 28,172.34	Annual	0	\$ 26,156.60	\$ 26,156.60	1
									PS10 (C18)	\$ 46,116.94	Annual		\$ 44,991.10	\$ 44,991.10	
Data Program SAFETEA-Lu	20.60	K909	\$1,158,578.69	Annual	0	\$ 860,108.00	\$ 686,108.00	0	K910 (N40)	\$ 500,000.00	Annual	-	\$ -	\$ -	
									K910 (C40)	\$ 643,000.00	Annual		\$ 347,500.00	\$ 347,500.00	0
Safety Belts Incentive	20.60	K409	\$ 562,533.72	Annual	0	\$ 227,953.00	\$ 196,552.63	0	K410 (N41)		Annual	-			1
									K410 (C41)	\$ 334,580.72	Annual		\$ 272,162.82	\$ 266,695.32	
Roadway Safety - FHWA	20.60	FRS09	\$ -	Annual	0			0			Annual	0			
Paid Media		PM09	\$ 20,000.00			\$ 1,000.00			PM10 (N17)		Annual				
									PM10 (C17)	\$ 18,000.00	Annual		14,499	14,499	
									K210 (N20)	\$ 55,414.00	Annual		6,430	2,230	
									K210 (C20)		Annual				
									K2PM10 (C19)		Annual				
									K2PM10 (N19)	\$ 20,000.00	Annual		10,000	10,000	
Total			\$ 3,071,085.12		\$ -	\$ 2,037,568.35	\$ 1,631,122.20	4	-	\$ 2,747,314.31	-	\$ -	\$ 1,354,034.23	\$ 1,295,614.01	7

1/ If a grant is a continuing grant from previous fiscal years, indicate only in this column, the expenditures/encumbrances which occurred in FY 2009 (10/01/08 to 09/30/09).
 2/ If a grant is a continuing grant from previous fiscal years, indicate only in this column, the expenditures/encumbrances which occurred in FY 2010 (10/01/09 to 09/30/10).
 3/ If a grant is a continuing grant from previous fiscal years, indicate only in this column, the expenditures/encumbrances which occurred in FY 2011 (10/01/10 to 09/30/11).

Office of Finance and Budget
DEPARTMENTAL FEDERAL FUNDING ABSTRACT
(Continued from page 1)

Department/Agency: Department of Public Works/Office of Highway Safety

As of March 31, 2011													
Fiscal Year 2011									FY 2012 Federal Award Request				
Grant Title	CFDA Number	Grant Award No.	FY 2011 Federal Grant Award Received	Grant Period	Indirect Cost Applied for/Amount Rec'd.	FY2011 Expenditures/Encumbrances 3/	FY 2011 Actual Federal Reimbursement	No. of FTE's Funded	Federal Award	Grant Award No.	Grant Period	Indirect Cost Applied for/Amount Rec'd.	FTE's to be Funded by
Alcohol & Other Drugs (N01)	20.60	AL11	\$ 139,138.80	Annual	0	\$ 92,638.80	\$ 4,573.81	2	\$ 131,584.00	AL12	Annual	0	2
Alcohol & Other Drugs (C01)	20.60	AL11	\$ 219,160.06	Annual	0	\$ 160,484.04	\$ 91,623.12			AL12	Annual	0	
				Annual									
Occupant Protection (N02)	20.60	OP11	\$ 70,875.30	Annual	0	\$ -	\$ -	2	\$ 128,672.00	OP12	Annual	0	2
Occupant Protection (C02)	20.60	OP11	\$ 73,285.26	Annual	0	\$ 58,232.19	\$ 58,232.19			OP12	Annual	0	
				Annual									
STEP (N03)	20.60	PT11	\$ 14,400.00	Annual	0	\$ -	\$ -		\$ 127,301.50	PT12	Annual	0	
STEP (C03)	20.60	PT11	\$ 157,460.39	Annual	0	\$ 114,441.03	\$ 22,276.64			PT12	Annual	0	
EMS/Injury Prevention (N04)	20.60	EM11	0.00	Annual	0	\$ -	\$ -		\$ 40,000.00	EM12	Annual	0	
EMS/Injury Prevention (C04)	20.60	EM11	\$ 11,650.64	Annual	0	\$ 1,603.24	\$ -		\$ -	EM12	Annual	0	
TRIMS (N05)	20.60	TR11	\$ -	Annual	0	\$ -	\$ -	1	\$ 23,400.00	TR12	Annual	0	1
TRIMS (C05)	20.60	TR11	\$ 47,418.31	Annual	0	\$ 20,737.73	\$ 18,196.06		\$ -	TR12	Annual	0	
Planning & Administration (N06)	20.60	PA11	\$ 24,934.90	Annual	0	\$ 5,671.95	\$ 3,186.95	2	\$ 56,217.00	PA12	Annual	0	2
Planning & Administration (C06)	20.60	PA11	\$ 46,018.28	Annual	0	\$ 65,683.92	\$ 62,298.92		\$ -	PA12	Annual	0	
				Annual									
Roadway Safety (N09)	20.60	RS11		Annual	0				\$ 10,000.00	RS12	Annual	0	
Roadway Safety (C09)	20.60	RS11	\$ 5,000.00	Annual	0	\$ 223.68	\$ -			RS12	Annual	0	
Pedestrian/Bicycle Safety (N18)	20.60	PS11		Annual	0				\$ 15,000.00	PS12	Annual	0	
Pedestrian/Bicycle Safety (C18)	20.60	PS11	\$ 8,367.62	Annual	0	\$ -	\$ -			PS12	Annual	0	
				Annual									
Data Program (N40)	20.60	K911		Annual	0					K912	Annual		
Data Program (C40)	20.60	K911	\$ 833,500.00	Annual	0	\$ 774,861.60	\$ 315,202.45			K912	Annual		
Safety Belt Incentive (C41)	20.60	K411	\$76,108.39	Annual	0	\$ 44,803.71	\$ 4,086.95			K412	Annual		
Paid Advertisement (C17)	20.60	PM11	4501.00	Annual	0	\$ 3,800.00	\$ -		30,000.00	PM12	Annual		
Paid Media (N19)	20.60	K2PM11		Annual	0					K2PM12	Annual		
Paid Media (C19)	20.60	K2PM11	\$ 14,200.00	Annual	0	\$ 13,400.00	\$ -						
OP Incentive Grant (N20)	20.60	K211		Annual	0					K212	Annual		
OP Incentive Grant (C20)	20.60	K211	\$ 48,984.00	Annual		\$ 9,570.00	\$ -						
Total			\$ 1,795,002.95		\$ -	\$ 1,366,151.89	\$ 579,677.09	7	562,174.50			\$ -	7

1/ If a grant is a continuing grant from previous fiscal years, indicate only in this column, the expenditures/encumbrances which occurred in FY 2009 (10/01/08 - 09/30/09).

2/ If a grant is a continuing grant from previous fiscal years, indicate only in this column, the expenditures/encumbrances which occurred in FY 2010 (10/01/09 - 09/30/10).

3/ If a grant is a continuing grant from previous fiscal years, indicate only in this column, the expenditures/encumbrances which occurred in FY 2011 (10/01/10 - 09/30/11).

Office of Finance and Budget
DEPARTMENTAL FEDERAL FUNDING ABSTRACT
(Continued from page 1)

Department/Agency: Department of Public Works
Division/Program: Division of Highways-Horizontal (FHWA)

			As of March 31, 2011						FY 2012 Federal Award Request				
			Fiscal Year 2011										
Grant Title	CFDA Number	Grant Award No.	FY 2011 Federal Grant Award Received (Carryover)	Grant Period	Indirect Cost Applied for/Amount Rec'd.	FY2011 Expenditures/ Encumbrances 2/	FY 2011 Actual Federal Reimbursement	No. of FTE's Funded	FY 2012 Federal Award Request	Grant Award No.	Grant Period	Indirect Cost Applied for/Amount Rec'd.	FTE's to be Funded by
Federal-Aid Highway Program	100%	20.205	134,465,974	Continuing	-	89,696,062	11,639,712	6	1/Note:				
Total			\$ 134,465,974		\$ -	\$ 89,696,062	\$ 11,639,712	6	\$ -			\$ -	-

1/ If a grant is a continuing grant from previous fiscal years, indicate only in this column, the expenditures/encumbrances which occurred in FY 2009 (10/01/08 to 09/30/09).
2/ If a grant is a continuing grant from previous fiscal years, indicate only in this column, the expenditures/encumbrances which occurred in FY 2010 (10/01/09 to 09/30/10).
3/ If a grant is a continuing grant from previous fiscal years, indicate only in this column, the expenditures/encumbrances which occurred in FY 2011 (10/01/10 to 09/30/11).

Note: 1/ Upon approval of projects to be obligated from Fiscal Year Allocation.

Department/Agency Head Certification

Certified as to the accuracy of information contained herein:

JB **JOANNE M. S. BROWN**
Director Name (Print)

[Signature]
Signature

4/26/11
Date

[illegible]

Page 1 of 2

DFB-F07-03

Department/Agency Head Certification as to the accuracy
of information contained herein:

JOANNE M. BROWN
Director, Dept. of Public Works

Signature Date

1/ If a grant is a continuing grant from previous fiscal years, indicate only in this column expenditures/encumbrances which occurred in FY 2009 (10/01/08 to 09/30/09)

Office of Finance and Budget
DEPARTMENTAL FEDERAL FUNDING ABSTRACT
 [Note: This form has a Continuation Page]

OFB-F07-03



Department/Agency: **Department of Public Works**


Grant Title	CFDA Number	As March 31, 2011 FISCAL YEAR 2011							Fiscal Year 2012 Federal Award Request						
		Grant Award No.	FY 2011 Federal Grant Award Received [Carryover]	Grant Period	Indirect Cost Applied for Amount Received	FY 2011 Expenditures/ Encumbrances 1/	FY 2011 Actual Federal Reimbursement	Number of FTE's Funded by Grant	FY 2012 Federal Grant Award (Carryover)	Grant Award No.	Grant Period			Indirect Cost Applied for Amount Received	Number of FTE's Funded by Grant
5101H051000IB-110 / DOI - Purchase of Heavy Equipment	15.875	COFA-2005-1	0	0	0	0	0	0	0		0			0	0
5101H051000IB-111 / DOI - Purchase of Heavy Equipment	15.875	COFA-2005-1	0	0	0	0	0	0	0		0			0	0
5101F091000IB112-230 / DOI/CIP Mangilao Comm Imp.	15.875	GUAMCIP20092	0	0	0	0	0	0	0		0			0	0
TOTAL:			\$ -		-	\$ -	\$ -		\$ -					\$ -	

1/ If a grant is a continuing grant from previous fiscal years, indicate only in this column expenditures/encumbrances which occurred in FY 2009 (10/01/08 to 09/30/09)
 2/ If a grant is a continuing grant from previous fiscal years, indicate only in this column expenditures/encumbrances which occurred in FY 2010 (10/01/09 to 09/30/10)
 3/ If a grant is a continuing grant from previous fiscal years, indicate only in this column expenditures/encumbrances which occurred in FY 2011 (10/01/10 to 09/30/11)

OFB-F07-03

Department/Agency Head Certification as to the accuracy
of information contained herein:

 **JOANNE M. BROWN**
Director, Dept. of Public Works 

 **4/22/11**

Signature Date

1/ If a grant is a continuing grant from previous fiscal years, indicate only in this column expenditures/encumbrances which occurred in FY 2009 (10/01/08 to 09/30/09)

2/ If a grant is a continuing grant from previous fiscal years, indicate only in this column expenditures/encumbrances which occurred in FY 2010 (10/01/09 to 09/30/10)

3/ If a grant is a continuing grant from previous fiscal years, indicate only in this column expenditures/encumbrances which occurred in FY 2011 (10/01/10 to 09/30/11)

OFB-F07-03

		As Of March 31, 2011 FISCAL YEAR 2011							Fiscal Year 2012 Federal Award Request				
Grant Title	CFDA Number	Grant Award No.	FY 2011 Federal Grant Award Received [Carryover]	Grant Period	Indirect Cost Applied for Amount Received	FY 2011 Expenditures/ Encumbrances 1/	FY 2011 Actual Federal Reimbursement	Number of FTE's Funded by Grant	FY 2012 Federal Grant Award	Grant Award No.	Grant Period	Indirect Cost Applied for Amount Received	Number of FTE's Funded by Grant
Federal Emergency Management Administration - (Typhoon Chata'an)		DSR-1426	9,657	2004-2007	0	0	0	0					
Federal Emergency Management Administration - (Typhoon Pongsona)		DSR-1446	0		0	0	0	0					
TOTAL:			\$ 9,657		-	\$ -	\$ -		\$ -			\$ -	

Page 1 of 1



The Honorable
EDDIE BAZA CALVO
Governor

The Honorable
RAY TENORIO
Lt. Governor



JOANNE M.S. BROWN

Director

CARL DOMINGUEZ

Deputy Director

April 28, 2011

The Honorable Speaker Judith T. Won Pat
I Mina' Trentai Unu Na Liheslaturan Guahan
155 Hesler Place
Hagatna, Guam 96910

Re: FY2011 Second Quarter – Schedule of Central Cost Accounts with Department of Administration (Cost Pool Accounts)

Dear Madam Speaker Won Pat:


Buenas yan Håfa A'dai!

Transmitted herewith is the Department of Public Works' Schedule of Cost Pool Accounts for the Second Quarter Reporting Requirement for FY2011 for the period ended January 1, 2011 to March 31, 2011.

The Schedule of Cost Pool Accounts can be reviewed on our DPW website: www.dpw.guam.gov

Should you have any questions, please do not hesitate to contact Mrs. Arleen U. Pierce, Controller at 646-3154 or 646-3231.

Un Dangkulo Na Si Yu'os Ma'ase!


CARL V. DOMINGUEZ
Acting Director

Attachment

Cc: Office of the Public Auditor, OPA
Bureau of Budget & Management Research, BBMR
Department of Administration

Department/Agency Head Certification
as to the accuracy of information contained herein:

[Signature] *4/26/11*

JOANNE M.S. BROWN
Director

DEPARTMENT OF PUBLIC WORKS
SUMMARY CENTRAL COST ACCOUNTS WITH DEPARTMENT OF ADMINISTRATION
AS OF MARCH 31, 2011 - FY 2011 2ND QUARTER REPORT

Health Benefits (Med/Den/Life)	Account Numbers	Appropriation	Expenditures	Remaining Encumbrance Balance
General Fund	5100A1110*****114 - Expenditure Acct.	326,490.00	266,354.37	60,135.63
Guam Highway Fund	5208A1110*****114 - Expenditure Acct.	190,061.00	146,490.48	43,570.52
Solid Waste Fund	5416A1110*****114 - Expenditure Acct.	78,277.00	61,661.78	16,615.22
DPW Building and Design Fund	5235A1110*****114 - Expenditure Acct.	15,330.00	1,008.44	14,321.56
As of Labor Cost 03/26/11				
Sub Total:		610,158.00	475,515.07	134,642.93

Power	Account Numbers	Appropriation	Expenditures	Remaining Encumbrance Balance
Guam Highway Fund	5208A1110600CC045-361			
Encumbrance No. E111000-001	Expenditure Account	844,688.00	473,977.46	370,710.54
Public Streetlight (Guam Hwy Fund)	5208A1110600CC225-361			
Encumbrance No. E110600-004	Expenditure Account	1,772,893.00	0.00	1,772,893.00
Public Streetlight Fund	5202A1110600CC227-361			
Encumbrance No. E110600-003	Expenditure Account	3,563,145.00	3,015,819.54	547,325.46
Solid Waste Fund	5416A1110600CC047-361			
Encumbrance No. E111000-002	Expenditure Account	99,000.00	28,461.03	70,538.97
Sub Total:		6,279,726.00	3,518,258.03	2,761,467.97

Water	Account Numbers	Appropriation	Expenditures	Remaining Encumbrance Balance
General Fund	5100A1110600CC052-362			
Encumbrance No. H111000-001	Expenditure Account	85,078.72	85,078.72	0.00
Solid Waste Fund	5416A1110600CC055-362			
Encumbrance No. H111000-002	Expenditure Account	39,000.00	6,688.14	32,311.86
Sub Total:		124,078.72	91,766.86	32,311.86

GRAND TOTAL:		7,013,962.72	4,085,539.96	2,928,422.76
---------------------	--	--------------	--------------	--------------



The Honorable
EDDIE BAZA CALVO
Governor

The Honorable
RAY TENORIO
Lt. Governor



JOANNE M.S. BROWN
Director

CARL DOMINGUEZ
Deputy Director

April 28, 2011

The Honorable Speaker Judith T. Won Pat
I Mina' Trentai Unu Na Liheslaturan Guahan
155 Hesler Place
Hagatna, Guam 96910

Re: FY2011 Second Quarter – Project Accounting Status Report for
the Capital Project Reports for the Limited Obligations
Infrastructure Bond

Dear Madam Speaker Won Pat:

Buenas yan Håfa A'dai!

Transmitted herewith is the Department of Public Works' Capital Projects Report Limited Obligation Infrastructure Bond for FY2011 Second Quarter Reporting Requirement for the quarter ended March 31, 2011. The Financial Report can be reviewed on our DPW website: www.dpw.guam.gov

Should you have any questions, please do not hesitate to contact Mrs. Arleen U. Pierce, Controller at 646-3154 or 646-3231.

Un Dangkulo Na Si Yu'os Ma'ase!


CARL V. DOMINGUEZ
Acting Director

Attachment: FY2011 2nd Quarter Financial Report

Cc: Office of the Public Auditor, OPA
Bureau of Budget & Management Research, BBMR
Guam State Clearing House (Federal Funded Program Only)
Department of Administration

Department/Agency Head Certification
as to the accuracy of information contained herein:

[Signature] 4/28/11
JOANNE M.S. BROWN
Director

DEPARTMENT OF PUBLIC WORKS - ADMINISTRATION DIVISION
PROJECT ACCOUNTING STATUS REPORT - DETAIL

CAPITAL IMPROVEMENT PROJECTS

LIMITED INFRASTRUCTURE OBLIGATION BOND FUND																						
No. of Projects	PROJECT	ACCOUNT NO.	FY 2007 APPR.	FY 2007		FY 2007 BALANCE	FY 2008 APPR.	FY 2008		FY 2008 BALANCE	FY 2009 APPR.	FY 2009		FY 2009 BALANCE	FY 2010 APPR.	FY 2010		FY 2010 BALANCE	FY 2011 APPR.	FY 2011		FY 2011 BALANCE
				EXPS.	ENCS.			EXPS.	ENCS.			EXPS.	ENCS.			EXPS.	ENCS.			EXPS.	ENCS.	
1	Upgrade Tumon Area Infrastructure	5251D051015CI616	2,000,000	0	2,000,000	0	2,000,000	0	2,000,000	0	3,842,921	130,756	1,502,442	2,209,723	3,345,363	1,502,442	0	1,842,921	1,842,921	546,907	1,253,093	42,921
2	Sagan Bisita - Agat	5251D071010IB204	500,000	0	449,791	50,209	500,000	368,805	81,094	50,101	131,195	81,028	33,172	16,995	50,167	33,106	0	17,061	0	0	0	0
3	Design/Mgmt Fees-Const & Document	5251D981013CI611	12,154	12,023	0	132	0	0	0	0	0	0	0	0	0	0	0	0	0	0	0	0
4	Enhance Gov Flores/Matapang	5251D981015CI608	268,737	268,737	0	0	0	0	0	0	0	0	0	0	0	0	0	0	0	0	0	0
5	Landscape San Vitores to Beach	5251D981015CI609	38,130	38,130	0	0	0	0	0	0	0	0	0	0	0	0	0	0	0	0	0	0
6	Roadway Repairs-San Vitores Rd	5251D981069CI612	42,042	2,110	39,932	0	39,932	0	39,932	0	39,932	0	0	39,932	0	0	0	0	0	0	0	0
	Total:		2,861,063	321,000	2,489,723	50,341	2,539,932	368,805	2,121,026	50,101	4,014,048	211,784	1,535,614	2,266,649	3,395,530	1,535,548	0	1,859,982	1,842,921	546,907	1,253,093	42,921

No. of Projects	PROJECT	ACCOUNT NO.	Total Budget	FY 2007 Exps.	FY 2008 Exps.	FY 2009 Exps.	FY 2010 Exps.	Total Cumulative Prior Year Exps.	Exps. Year End 09/30/11	Outstanding Encs.	Budget Adjustments	Continuing Appropriations
1	Upgrade Tumon Area Infrastructure	5251D051015CI616	3,842,921	0	0	130,756	1,502,442	1,633,198	546,907	1,253,093	(366,802)	42,921
2	Sagan Bisita - Agat	5251D071010IB204	500,000	0	368,805	81,028	33,106	482,939	0	0	(17,061)	0
3	Design/Mgmt Fees-Const & Document	5251D981013CI611	12,154	12,023	0	0	0	12,023	0	0	(132)	0
4	Enhance Gov Flores/Matapang	5251D981015CI608	268,737	268,737	0	0	0	268,737	0	0	0	0
5	Landscape San Vitores to Beach	5251D981015CI609	38,130	38,130	0	0	0	38,130	0	0	0	0
6	Roadway Repairs-San Vitores Rd	5251D981069CI612	42,042	2,110	0	0	0	2,110	0	0	(39,932)	0
	TOTAL:		\$4,703,984	\$321,000	\$368,805	\$211,784	\$1,535,548	\$2,437,137		\$1,253,093	(\$423,926)	\$42,921



The Honorable
EDDIE BAZA CALVO
Governor

The Honorable
RAY TENORIO
Lt. Governor



JOANNE M.S. BROWN

Director

CARL DOMINGUEZ

Deputy Director

April 28, 2011

The Honorable Speaker Judith T. Won Pat
I Mina' Trentai Unu Na Liheslaturan Guahan
155 Hesler Place
Hagatna, Guam 96910

Re: FY2011 Second Quarter Project Accounts Status Report for the
Capital Projects Limited Obligation Highway Bond Fund - Island
wide Pothole Repair & Village Street Restoration Project -
Expenditure Report for the period ended January 1, 2011 to March
31, 2011

Dear Madam Speaker Won Pat:

Buenas yan Håfa A'dai!

Transmitted herewith is the Department of Public Work's Island wide Pothole and Village Street Restoration Project Cost Summary listing. Phase I of this project is to obligate the amount of **\$24,042,000** from the Capital Projects Fund of the Limited Obligation Highway Bond Fund. The projected cost for the major project is: for pothole repairs with an amount not to exceed **\$5.3** million and for road repair and restoration projects (for the remainder balance) and not to exceed **\$18.6** million. Actual Cost to date as of March 31, 2011, aggregate to **\$22.4** million, with Potholes amounting to **\$3.7** million and the Village Street Restorations amounting to **\$18.6** million respectively. Continuing appropriation Balances for the Pothole Project Accounts amount to **\$1.5M**. Subsequently due to the passage of Public Law 30-217 in December 2010, authorized the remaining unused balance of **\$1M** to be reprogrammed for road repairs in the village of Barrigada and the Gil/ Baza access road. Listed below is an Executive Summary of the actual costs to date for these respective projects.

Pothole Repairs Primary Roads (Overall Summary of major Accounts / Projects):

Project Names	Year to Date Expenditures / Actual Costs	Funds Available
Southern Region	\$ 785,156	\$625,039
Northern Region	<u>\$2,980,252</u>	<u>\$958,754</u>
Sub-Total Pothole Repairs	<u>\$3,765,408</u>	<u>\$ 1,583,793</u>
PL 30-217 (1)	<u>0</u>	<u>\$(1,050,000)</u>
Total	<u>\$3,765,408</u>	<u>\$ 533,793</u>

(1) PL 30-217 passed in December 2010, reprogrammed **\$1,050,000** for road repair projects in Barrigada in the amount of **\$250K** and **\$800K** for the Gil/Baza access road.

Island-wide Village Street Restoration Project (IVSRP) (Summary of major Accounts / Projects):

Project Names	Expenditures / Actual Costs
Agana Heights	222,872
Agat	855,000
Asan - Maina	83,761
Barrigada	1,515,989
Dededo	1,373,466
Hagatna	2,075,748
Inarajan	1,753,605
Mangilao	1,049,392
Merizo	898,500
Mongmong - Toto - Maite	1,595,581
Ordot - Chalan Pago	1,897,500
Piti	377,783
Santa Rita	648,722
Sinajana	517,377
Talofofo	449,700
Tamuning - Tumon	1,298,470
Umatac	394,593
Yigo	1,251,509
Yona	<u>371,163</u>
Total IVSRP Roads	<u>\$18,630,731</u>
GRAND TOTAL	<u>\$22,396,139</u>


We have also enclosed the detailed accounting information for each road project for the various villages listed above.

The above projects related to the Potholes and Village Street Restoration Projects have been completed and vendors have been fully paid.

Speaker Judith T. Won Pat
April 28, 2011
Page 3 of 3

Should you have any questions related to the above, Please do not hesitate to contact me at 646-3131 or DPW's Controller, Ms. Arleen U. Pierce at 646-3154.

Un Dangkulo na Si Yu'os Ma'ase!



CARL V. DOMINGUEZ
Acting Director

Attachments

Cc: Bureau of Budget & Management Research
Department of Administration
Office of the Public Auditor

per AUP

JOANNE M.S. BROWN
Director

4/28/11

DEPARTMENT OF PUBLIC WORKS - ADMINISTRATION DIVISION
PROJECT ACCOUNTING STATUS REPORT - OVERALL SUMMARY

ISLAND-WIDE POTHOLE AND VILLAGE STREET RESTORATION (DESIGN-BUILD)
PROJECT NOS. PR5-001-TER/002-TER
(L.O. HIGHWAY BOND 2001A-CPF)

ISLAND WIDE POTHOLE AND VILLAGE ROAD REPAIR SUMMARY BREAKDOWN																										
No. of Projects	NAME OF VILLAGE/STREET NAME	ACCOUNT NO.	FY 2008 APPR.	FY 2008		FY 2008 BALANCE	FY 2007 APPR.	FY 2007		FY 2007 BALANCE	FY 2008 APPR.	FY 2008		FY 2008 BALANCE	FY 2009 APPR.	FY 2009		FY 2009 BALANCE	FY 2010 APPR.	FY 2010		FY 2010 BALANCE	FY 2011 APPR.	FY 2011		FY 2011 BALANCE
				EXPS.	ENCS.			EXPS.	ENCS.			EXPS.	ENCS.			EXPS.	ENCS.			EXPS.	ENCS.			EXPS.	ENCS.	
POTHOLE REPAIRS																										
18	PRIMARY ROADS-NORTHERN REGION	5224D061090IB0N*	3,605,291	0	3,605,291	0	3,605,291	2,708,044	823	896,424	897,247	0	823	896,424	897,247	272,208	0	625,039	625,039	0	0	625,039	625,039	0	0	625,039
11	PRIMARY ROADS-SOUTHERN REGION	5224D061090IB0S*	1,743,910	0	1,743,910	0	1,743,910	759,787	0	984,123	962,523	0	0	962,523	984,123	25,369	0	958,754	958,754	0	0	958,754	958,754	0	0	958,754
29	SUB TOTAL:		\$5,349,201	\$0	\$5,349,201	\$0	\$5,349,201	\$3,467,831	\$823	\$1,880,547	\$1,859,770	\$0	\$823	\$1,858,947	\$1,881,370	\$297,577	\$0	\$1,583,793	\$1,583,793	\$0	\$0	\$1,583,793	\$1,583,793	\$0	\$0	\$1,583,793
VILLAGE ROAD REPAIRS																										
9	AGANA HEIGHTS	5224D061090IB2A*	232,500	0	232,500	0	232,500	188,760	43,740	0	34,112	34,112	0	0	0	0	0	0	0	0	0	0	0	0	0	0
3	ASAN-MAINA	5224D061090IB2C*	119,400	15,958	103,442	0	103,442	67,804	35,639	0	926	0	0	926	0	0	0	0	0	0	0	0	0	0	0	0
14	HAGATNA	5224D061090IB2G*	1,871,400	1,284,519	136,881	450,000	897,395	760,968	136,426	(0)	30,261	30,261	0	0	0	0	0	0	0	0	0	0	0	0	0	0
3	MONGMONG-TOTO-MAITE	5224D061090IB2K*	1,640,100	1,520,393	119,707	(0)	119,707	75,185	44,522	(0)	3	3	0	0	0	0	0	0	0	0	0	0	0	0	0	0
16	ORDOT-CHALAN PAGO	5224D061090IB2E*	1,897,500	249,063	1,648,437	0	1,648,437	1,359,743	288,694	0	288,694	288,694	0	0	0	0	0	0	0	0	0	0	0	0	0	0
7	PITI	5224D061090IB2L*	368,700	86,431	282,269	0	282,269	281,135	1,134	0	10,217	10,217	0	0	0	0	0	0	0	0	0	0	0	0	0	0
4	SINAJANA	5224D061090IB2N*	425,000	81,032	343,968	0	343,968	339,808	4,159	(0)	95,213	2,707	2	92,504	93,830	93,829	2	0	2	0	2	0	0	0	0	0
14	BARRIGADA	5224D061090IB2D*	1,347,000	782,301	564,699	0	564,699	230,188	306,796	27,715	503,500	232,080	47,514	223,906	271,419	271,419	0	0	0	0	0	0	0	0	0	0
8	DEDEDO	5224D061090IB2F*	1,675,000	1,146,918	228,082	300,000	528,082	226,548	60,386	241,148	58,852	0	0	58,852	58,852	0	58,852	0	58,852	0	58,852	0	58,852	0	58,852	0
12	MANGILAO	5224D061090IB2I*	1,352,999	737,384	615,615	(0)	305,101	114,098	191,003	(0)	196,910	138,696	3,994	54,220	59,578	59,214	0	364	364	0	364	364	0	0	364	0
11	TAMUNING-TUMON	5224D061090IB2P*	1,209,900	640,674	569,226	(0)	569,226	105,294	463,931	0	552,501	290,671	152,224	109,605	261,830	261,830	0	0	0	0	0	0	0	0	0	0
7	YIGO	5224D061090IB2R*	1,162,900	1,162,854	46	0	46	0	46	0	88,655	88,655	0	0	0	0	0	0	0	0	0	0	0	0	0	0
15	AGAT	5224D061090IB2B*	855,000	170,825	684,175	0	684,175	474,828	209,347	0	209,347	0	8,510	200,837	209,347	209,347	0	0	0	0	0	0	0	0	0	0
4	INARAJAN	5224D061090IB2H*	1,643,400	1,437,013	206,387	0	206,387	143,387	63,000	0	173,205	173,205	0	0	0	0	0	0	0	0	0	0	0	0	0	0
5	MERIZO	5224D061090IB2J*	895,800	185,894	709,906	0	709,906	709,906	0	0	2,700	2,700	0	0	0	0	0	0	0	0	0	0	0	0	0	0
10	SANTA RITA	5224D061090IB2M*	613,000	126,903	486,097	0	486,097	486,097	0	0	37,086	0	29,638	7,448	35,722	35,722	0	0	0	0	0	0	0	0	0	0
9	TALOFORO	5224D061090IB2O*	566,700	190,651	259,049	117,000	376,049	259,049	0	117,000	0	0	0	0	0	0	0	0	0	0	0	0	0	0	0	0
6	UMATAC	5224D061090IB2Q*	508,200	105,964	402,236	0	402,236	284,444	117,792	0	4,887	4,185	0	702	304	304	0	304	304	0	304	304	0	0	304	0
4	YONA	5224D061090IB2S*	305,800	60,732	245,068	0	245,068	243,811	1,257	0	66,666	64,832	1,988	46	2,034	1,988	0	46	46	0	46	46	0	0	46	0
161	SUB TOTAL:		\$18,690,299	\$9,985,508	\$7,837,791	\$887,000	\$8,704,791	\$6,351,055	\$1,987,872	\$385,884	\$2,353,735	\$1,360,820	\$243,870	\$749,045	\$992,916	\$933,349	\$58,853	\$714	\$59,567	\$0	\$58,853	\$714	\$59,587	\$0	\$58,852	\$715
190	GRAND TOTAL		\$24,039,500	\$9,985,508	\$13,186,992	\$887,000	\$14,053,992	\$9,818,886	\$1,988,695	\$2,268,411	\$4,213,505	\$1,360,820	\$244,693	\$2,607,992	\$2,874,286	\$1,230,926	\$58,853	\$1,584,507	\$1,643,361	\$0	\$58,853	\$1,584,507	\$1,643,381	\$0	\$58,852	\$1,584,509

No. of Projects	NAME OF VILLAGE/STREET NAME	ACCOUNT No.	Total Budget	FY 2006 Exps.	FY 2007 Exps	FY 2008 Exps.	FY 2009 Exps	FY 2010 Exps	Total Cumulative Prior Year Exps.	Exps Year Ended 09/30/11	Outstanding Encls.	Budget Adjustment	Continuing Appropriations
POTHOLE REPAIRS													
18	PRIMARY ROADS-NORTHERN REGION	5224D061090IB0N*	3,605,291	0	2,708,044	0	272,208	0	2,980,252	0	0	0	625,039
11	PRIMARY ROADS-SOUTHERN REGION	5224D061090IB0S*	1,743,910	0	759,787	0	25,369	0	785,156	0	0	0	958,754
29	SUB TOTAL:		\$5,349,201	\$0	\$3,467,831	\$0	\$297,577	\$0	\$3,765,408	\$0	\$0		\$1,583,793
VILLAGE ROAD REPAIRS													
9	AGANA HEIGHTS	5224D061090IB2A*	232,500	0	188,760	34,112	0	0	222,872	0	0	(9,628)	0
3	ASAN-MAINA	5224D061090IB2C*	119,400	15,958	87,804	0	0	0	83,781	0	0	(35,639)	0
14	HAGATNA	5224D061090IB2G*	1,871,400	1,284,519	780,968	30,261	0	0	2,075,748	0	0	204,348	0
3	MONGMONG-TOTO-MAITE	5224D061090IB2K*	1,640,100	1,520,393	75,185	3	0	0	1,595,581	0	0	(44,519)	0
16	ORDOT-CHALAN PAGO	5224D061090IB2E*	1,897,500	249,063	1,359,743	288,694	0	0	1,897,500	0	0	0	0
7	PITI	5224D061090IB2L*	368,700	86,431	281,135	10,217	0	0	377,783	0	0	9,083	0
4	SINAJANA	5224D061090IB2N*	425,000	81,032	339,808	2,707	0	0	517,377	0	0	92,378	2
14	BARRIGADA	5224D061090IB2D*	1,347,000	782,301	230,188	232,080	271,419	0	1,515,989	0	0	168,989	0
8	DEDEDO	5224D061090IB2F*	1,675,000	1,146,918	226,548	0	0	0	1,373,466	0	58,852	(242,683)	0
12	MANGILAO	5224D061090IB2I*	1,352,999	737,384	114,098	138,696	59,214	0	1,049,392	0	0	(303,243)	364
11	TAMUNING-TUMON	5224D061090IB2P*	1,209,900	640,674	105,294	290,671	261,830	0	1,298,470	0	0	88,570	0
7	YIGO	5224D061090IB2R*	1,162,900	1,162,854	0	88,655	0	0	1,251,509	0	0	88,609	0
15	AGAT	5224D061090IB2B*	855,000	170,825	474,828	0	209,347	0	855,000	0	0	0	(0)
4	INARAJAN	5224D061090IB2H*	1,643,400	1,437,013	143,387	173,205	0	0	1,753,605	0	0	110,205	0
5	MERIZO	5224D061090IB2J*	895,800	185,894	709,906	2,700	0	0	898,500	0	0	2,700	0
10	SANTA RITA	5224D061090IB2M*	613,000	126,903	486,097	0	35,722	0	648,722	0	0	35,722	0
9	TALOFORO	5224D061090IB2O*	566,700	190,651	259,049	0	0	0	449,700	0	0	(117,000)	0
6	UMATAC	5224D061090IB2Q*	508,200	105,964	284,444	4,185	0	0	394,593	0	0	(113,303)	304
4	YONA	5224D061090IB2S*	305,800	60,732	243,811	64,632	1,988	0	371,163	0	0	65,409	46
161	SUB TOTAL:		\$18,690,299	\$9,985,508	\$6,351,055	\$1,360,820	\$933,349	\$0	\$18,630,732	\$0	\$58,852	\$0	716
190	GRAND TOTAL		\$24,039,500	\$9,985,508	\$9,818,886	\$1,360,820	\$1,230,926	\$0	\$22,396,139	\$0	\$58,852	\$0	\$1,584,509

DEPARMENT OF PUBLIC WORKS - ADMINISTRATION DIVISION
PROJECT ACCOUNTING STATUS REPORT - POTHOLE DETAIL

ISLAND-WIDE POTHOLE RESTORATION (DESIGN-BUILD)
PROJECT NOS. PR5-001-TER/002-TER
(L.O. HIGHWAY BOND 2001A-CPF)

No. of Projects	NAME OF VILLAGE/ STREET NAME	ACCOUNT NO.	FY 2006 APPR.	FY 2006		FY 2006 BALANCE	FY 2007 APPR.	FY 2007		FY 2007 BALANCE	FY 2008 APPR.	FY 2008		FY 2008 BALANCE	FY 2009 APPR.	FY 2009		FY 2009 BALANCE	FY 2010 APPR.	FY 2010		FY 2010 BALANCE	FY 2011 APPR.	FY 2011		FY 2011 BALANCE	
				EXPS.	ENCS.			EXPS.	ENCS.			EXPS.	ENCS.			EXPS.	ENCS.			EXPS.	ENCS.			EXPS.	ENCS.		
	PRIMARY ROADS- NORTHERN REG	5224D061090IB0N*																									
	Primary Roads Pothole Repairs: PHASE I/ PR-5-001-TER																										
1	Route 3	5224D061090IB0N1	10,340	0	10,340	0	0	0	0	0	0	0	0	0	0	0	0	0	0	0	0	0	0	0	0		
2	Route 3A	5224D061090IB0N2	448,756	0	448,756	0	13,905	0	0	13,905	13,905	0	0	13,905	13,905	0	0	13,905	13,905	0	0	13,905	13,905	0	0	13,905	
3	Route 7 & 7A	5224D061090IB0N3	286,935	0	286,935	0	286,935	0	0	286,935	286,935	0	0	286,935	79,535	0	0	79,535	79,535	0	0	79,535	79,535	0	0	79,535	
4	Route 8	5224D061090IB0N4	107,536	0	107,536	0	231,362	231,362	0	0	0	0	0	0	14,488	14,488	0	0	0	0	0	0	0	0	0		
5	Route 10 & 10A	5224D061090IB0N5	462,715	0	462,715	0	462,715	42,394	0	420,321	420,321	0	0	420,321	172,949	30,012	0	142,936	142,936	0	0	142,936	142,936	0	0	142,936	
6	Route 15	5224D061090IB0N6	1,047,959	0	1,047,959	0	2,215,507	2,214,684	823	(0)	823	0	823	0	101,462	101,462	0	0	0	0	0	0	0	0	0		
7	Route 16	5224D061090IB0N7	63,074	0	63,074	0	63,074	0	0	63,074	63,074	0	0	63,074	63,074	0	0	63,074	63,074	0	0	63,074	63,074	0	0	63,074	
8	Route 25	5224D061090IB0N8	33,605	0	33,605	0	33,605	0	0	33,605	33,605	0	0	33,605	33,605	0	0	33,605	33,605	0	0	33,605	33,605	0	0	33,605	
9	Route 26	5224D061090IB0N9	78,584	0	78,584	0	78,584	0	0	78,584	78,584	0	0	78,584	78,584	0	0	78,584	78,584	0	0	78,584	78,584	0	0	78,584	
10	Route 27 & 27A	5224D061090IB0N0	523,721	0	523,721	0	0	0	0	0	0	0	0	0	0	0	0	0	0	0	0	0	0	0	0		
11	Route 28	5224D061090IB0NA	196,977	0	196,977	0	0	0	0	0	0	0	0	0	0	0	0	0	0	0	0	0	0	0	0		
12	Route 29	5224D061090IB0NB	17,061	0	17,061	0	6,204	6,204	0	0	0	0	0	0	4,392	4,392	0	0	0	0	0	0	0	0	0		
13	Route 30 & 30A	5224D061090IB0NC	26,367	0	26,367	0	0	0	0	0	0	0	0	0	0	0	0	0	0	0	0	0	0	0	0		
14	Route 33	5224D061090IB0ND	68,761	0	68,761	0	0	0	0	0	0	0	0	0	0	0	0	0	0	0	0	0	0	0	0		
15	Road restoration (pothole repairs) beyond 3 ft. excavation	5224D061090IB0NE	19,500	0	19,500	0	0	0	0	0	0	0	0	0	0	0	0	0	0	0	0	0	0	0	0		
16	Temporary Traffic Control	5224D061090IB0NF	207,400	0	207,400	0	207,400	207,400	0	0	0	0	0	0	207,400	0	0	207,400	207,400	0	0	207,400	207,400	0	0	207,400	
17	"Pardon Our Progress" Signs	5224D061090IB0NG	6,000	0	6,000	0	6,000	6,000	0	0	0	0	0	0	6,000	0	0	6,000	6,000	0	0	6,000	6,000	0	0	6,000	
18	Islandwide Pothole Repair Rt 1	5224D061090IB0NH													121,854	121,854											
18	TOTAL - NORTHERN REGION		\$3,605,291	\$0	\$3,605,291	\$0	\$3,605,291	\$2,708,044	\$823	\$898,424	\$897,247	\$0	\$823	\$896,424	\$897,247	\$272,208	\$0	\$625,039	\$625,039	\$0	\$0	\$625,039	\$625,039	\$0	\$0	\$625,039	

No. of Projects	NAME OF VILLAGE/STREET NAME	ACCOUNT NO.	FY 2008 APPR	FY 2008		FY 2008 BALANCE	FY 2007 APPR	FY 2007		FY 2007 BALANCE	FY 2008 APPR.	FY 2008		FY 2008 BALANCE	FY 2009 APPR	FY 2009		FY 2009 BALANCE	FY 2010 APPR.	FY 2010		FY 2010 BALANCE	FY 2011 APPR	FY 2011		FY 2011 BALANCE
				EXPS.	ENCS			EXPS.	ENCS			EXPS.	ENCS.			EXPS.	ENCS.			EXPS.	ENCS.			EXPS.	ENCS.	
	PRIMARY RDS-SOUTHERN REGION	5224D061090IB0S*																								
	Primary Roads Pothole Repairs: PHASE I/ PR-5-002-534																									
1	Route 2	5224D061090IB0S1	112,800	0	112,800	0	112,800	19,800	0	93,000	93,000	0	0	93,000	43,444	0	0	43,444	43,444	0	0	43,444	43,444	0	0	43,444
2	Route 5	5224D061090IB0S2	871,200	0	871,200	0	0	0	0	0	0	0	0	0	0	0	0	0	0	0	0	0	0	0	0	
3	Route 11 & 11A	5224D061090IB0S3	91,200	0	91,200	0	91,200	17,400	0	73,800	73,800	0	0	73,800	65,400	0	0	65,400	65,400	0	0	65,400	65,400	0	0	65,400
4	Route 12	5224D061090IB0S4	325,200	0	325,200	0	325,200	26,400	0	298,800	298,800	0	0	298,800	88,491	0	0	88,491	88,491	0	0	88,491	88,491	0	0	88,491
5	Route 12A	5224D061090IB0S5	21,600	0	21,600	0	21,600	0	0	21,600	0	0	0	0	21,600	0	0	21,600	21,600	0	0	21,600	21,600	0	0	21,600
6	Route 17	5224D061090IB0S6	166,800	0	166,800	0	1,038,000	622,127	0	415,873	415,873	0	0	415,873	560,522	25,369	0	535,153	535,153	0	0	535,153	535,153	0	0	535,153
7	Route 19	5224D061090IB0S7	61,800	0	61,800	0	61,800	0	0	61,800	61,800	0	0	61,800	61,800	0	0	61,800	61,800	0	0	61,800	61,800	0	0	61,800
8	Road restoration (pothole repairs)	5224D061090IB0S8	19,250	0	19,250	0	19,250	0	0	19,250	19,250	0	0	19,250	19,250	0	0	19,250	19,250	0	0	19,250	19,250	0	0	19,250
9	Temporary Traffic Control	5224D061090IB0S9	65,660	0	65,660	0	65,660	65,660	0	0	0	0	0	65,660	65,660	0	0	65,660	65,660	0	0	65,660	65,660	0	0	65,660
10	"Pardon Our Progress" Sign	5224D061090IB0S0	8,400	0	8,400	0	8,400	8,400	0	0	0	0	0	8,400	8,400	0	0	8,400	8,400	0	0	8,400	8,400	0	0	8,400
11	Islandwide Pothole Repair Rt 1, So	5224D061090IB0SA									0	0	0	0	49,556	0	0	49,556	49,556	0	0	49,556	49,556	0	0	49,556
11	TOTAL - SOUTHERN REGION		\$1,743,910	\$0	\$1,743,910	\$0	\$1,743,910	\$759,787	\$0	\$984,123	\$962,523	\$0	\$0	\$962,523	\$984,123	\$25,369	\$0	\$958,754	\$958,754	\$0	\$0	\$958,754	\$958,754	\$0	\$0	\$958,754
GRAND TOTAL: NORTHERN & SOUTHERN			\$5,349,201	\$0	\$5,349,201	\$0	\$5,349,201	\$3,467,831	\$823	\$1,880,547	\$1,859,770	\$0	\$823	\$1,858,947	\$1,881,370	\$297,577	\$0	\$1,583,793	\$1,583,793	\$0	\$0	\$1,583,793	\$1,583,793	\$0	\$0	\$1,583,793
FHWA																										
	Pothole Repairs - Primary Roads	5224D061090IB3A1	1,692,278																							
	Route 25 (Aiegeta Road) Reconstruction & Widening	5224D061090IB3A2	300,000																							
	Route 4 - Jeff Pirates Cove	5224D061090IB3A3	117,000																							
	Route 17 - Hagatna Projects	5224D061090IB3A4	450,000																							
FHWA - TOTAL			\$ 2,559,278				\$ -				\$ -			\$ -				\$ -				\$ -				

DEPARTMENT OF PUBLIC WORKS - ADMINISTRATION DIVISION
PROJECT ACCOUNTING STATUS REPORT - VILLAGE STREET DETAIL

ISLAND-WIDE VILLAGE STREET RESTORATION (DESIGN-BUILD)
PROJECT NOS. PR5-001-TER/002-TER
(L.O. HIGHWAY BOND 2001A-CPF)

No. of Projects	NAME OF VILLAGE/STREET NAME	ACCOUNT NO.	FY 2008 APPR.	FY 2008		FY 2008 BALANCE	FY 2007 APPR	FY 2007		FY 2007 BALANCE	FY 2008 APPR.	FY 2008		FY 2008 BALANCE	FY 2009 APPR.	FY 2009		FY 2009 BALANCE	FY 2010 APPR.	FY 2010		FY 2010 BALANCE	FY 2011 APPR.	FY 2011		FY 2011 BALANCE
				EXPS	ENCS			EXPS	ENCS			EXPS	ENCS			EXPS	ENCS			EXPS	ENCS			EXPS	ENCS	
	AGANA HEIGHTS																									
1	Tutujan Drive	5224D061090IB2A1	60,000	0	60,000	0	60,000	60,000	0	0	0	0	0	0	0	0	0	0	0	0	0	0	0	0	0	
2	Joseph Cruz Street	5224D061090IB2A2	71,400		71,400	0	71,400	71,400	0	0	0	0	0	0	0	0	0	0	0	0	0	0	0	0	0	
3	Fonte Drive	5224D061090IB2A3	34,700		34,700	0	34,700	3,357	31,343	0	0	0	0	0	0	0	0	0	0	0	0	0	0	0	0	
4	Vicente Salamon Drive	5224D061090IB2A4	26,900		26,900	0	26,900	26,900	0	0	0	0	0	0	0	0	0	0	0	0	0	0	0	0	0	
5	Niyog Drive	5224D061090IB2A5	39,500		39,500	0	39,500	27,103	12,397	0	1,800	1,800	0	0	0	0	0	0	0	0	0	0	0	0	0	
6	Patnetos Drive	5224D061090IB2A6				0	0	0	0	0	0	0	0	0	0	0	0	0	0	0	0	0	0	0	0	
7	Francisco Javier Avenue	5224D061090IB2A7				0				0	32,312	32,312		0	0	0	0	0	0	0	0	0	0	0	0	
8	Dadik Lane	5224D061090IB2A8				0				0				0				0							0	
	Chargualaf Drive	5224D061090IB2A9				0				0				0				0							0	
9	GRAND TOTAL		\$232,500	\$0	\$232,500	\$0	\$232,500	\$188,780	\$43,740	\$0	\$34,112	\$34,112	\$0	\$0	\$0	\$0	\$0	\$0	\$0	\$0	\$0	\$0	\$0	\$0	\$0	

No. of Projects	NAME OF VILLAGE/STREET NAME	ACCOUNT NO.	FY 2008 APPR.	FY 2008		FY 2008 BALANCE	FY 2007 APPR.	FY 2007		FY 2007 BALANCE	FY 2008 APPR.	FY 2008		FY 2008 BALANCE	FY 2009 APPR.	FY 2009		FY 2009 BALANCE	FY 2010 APPR.	FY 2010		FY 2010 BALANCE	FY 2011 APPR.	FY 2011		FY 2011 BALANCE
				EXPS.	ENCS.			EXPS.	ENCS.			EXPS.	ENCS.			EXPS.	ENCS.			EXPS.	ENCS.			EXPS.	ENCS.	
	ASAN-MAINA																									
1	Maria Candelaria Street	5224D061090IB2C1	74,600	10,502	64,098	0	64,098	64,098	0	0	0	0	0	0	0	0	0	0	0	0	0	0	0	0	0	
2	Seneso Field Road	5224D061090IB2C2	44,800	5,456	39,344	0	39,344	3,706	35,639	0	926	0	0	926	0	0	0	0	0	0	0	0	0	0	0	
3	Kalakac Road	5224D061090IB2C3				0				0		0		0				0							0	
3	GRAND TOTAL		\$119,400	\$15,958	\$103,442	\$0	\$103,442	\$67,804	\$35,639	\$0	\$926	\$0	\$0	\$926	\$0	\$0	\$0	\$0	\$0	\$0	\$0	\$0	\$0	\$0	\$0	

No. of Projects	NAME OF VILLAGE/STREET NAME	ACCOUNT NO.	FY 2008 APPR.	FY 2008		FY 2008 BALANCE	FY 2007 APPR.	FY 2007		FY 2007 BALANCE	FY 2008 APPR.	FY 2008		FY 2008 BALANCE	FY 2009 APPR.	FY 2009		FY 2009 BALANCE	FY 2010 APPR.	FY 2010		FY 2010 BALANCE	FY 2011 APPR.	FY 2011		FY 2011 BALANCE
				EXPS.	ENCS.			EXPS.	ENCS.			EXPS.	ENCS.			EXPS.	ENCS.			EXPS.	ENCS.					
	HAGATNA													0												
1	Aspinall Avenue	5224D061090IB2G1	463,500	463,486	14	0	14	0	14	0	0	0	0	0	0	0	0	0	0	0	0	0	0	0	0	
2	Chalan Santo Papa	5224D061090IB2G2	105,400	105,400	0	0	102,414	102,414	0	0	0	0	0	0	0	0	0	0	0	0	0	0	0	0	0	
3	West Soledad Avenue	5224D061090IB2G3	80,800	80,800	0	0	136,400	28,739	107,661	0	30,168	30,168	0	0	0	0	0	0	0	0	0	0	0	0	0	
4	Archbishop Flores Street	5224D061090IB2G4	177,700	177,700	0	0	0	0	0	0	0	0	0	0	0	0	0	0	0	0	0	0	0	0	0	
5	Dulce Nombre De Maria Street	5224D061090IB2G5	73,900	73,900	0	0	4,386	0	4,386	0	93	93	0	0	0	0	0	0	0	0	0	0	0	0	0	
6	Olaiz Street	5224D061090IB2G6	73,900	9,266	64,634	0	41,469	41,469	0	0	0	0	0	0	0	0	0	0	0	0	0	0	0	0	0	
7	Bradley Place	5224D061090IB2G7	79,400	79,400	0	0	0	0	0	0	0	0	0	0	0	0	0	0	0	0	0	0	0	0	0	
8	Santa Cruz Lane	5224D061090IB2G8	74,200	74,200	0	0	9,260	213	9,047	0	0	0	0	0	0	0	0	0	0	0	0	0	0	0	0	
9	Hernan Cortez Avenue	5224D061090IB2G9	81,500	9,266	72,234	0	43,120	43,120	0	0	0	0	0	0	0	0	0	0	0	0	0	0	0	0	0	
10	Hessler Place	5224D061090IB2G0	77,700	77,700	0	0	19,694	19,694	0	0	0	0	0	0	0	0	0	0	0	0	0	0	0	0	0	
11	Murray Boulevard	5224D061090IB2GA	66,700	66,700	0	0	14,178	325	13,852	0	0	0	0	0	0	0	0	0	0	0	0	0	0	0	0	
12	Tenth Street	5224D061090IB2GB	66,700	66,700	0	0	0	0	0	0	0	0	0	0	0	0	0	0	0	0	0	0	0	0	0	
13	East/West O'Brien Drive	5224D061090IB2GC	450,000	0	0	450,000	450,000	448,534	1,466	(0)	0	0	0	0	0	0	0	0	0	0	0	0	0	0	0	
14	Seaton Boulevard	5224D061090IB2GM					76,461	76,461	0	0																
14	GRAND TOTAL		\$1,871,400	\$1,284,519	\$136,881	\$450,000	\$897,395	\$760,968	\$136,426	(\$0)	\$30,261	\$30,261	\$0	\$0	\$0	\$0	\$0	\$0	\$0	\$0	\$0	\$0	\$0	\$0	\$0	

No. of Projects	NAME OF VILLAGE/STREET NAME	ACCOUNT NO.	FY 2008 APPR.	FY 2008		FY 2008 BALANCE	FY 2007 APPR.	FY 2007		FY 2007 BALANCE	FY 2008 APPR.	FY 2008		FY 2008 BALANCE	FY 2009 APPR.	FY 2009		FY 2009 BALANCE	FY 2010 APPR.	FY 2010		FY 2010 BALANCE	FY 2011 APPR.	FY 2011		FY 2011 BALANCE
				EXPS.	ENCS.			EXPS.	ENCS.			EXPS.	ENCS.			EXPS.	ENCS.			EXPS.	ENCS.			EXPS.	ENCS.	
	MONGMONG-TOTO-MAITE																									
1	Clara Road	5224D061090IB2K1	1,450,000	1,407,884	42,116	(0)	42,116	42,116	0	0	0	0	0	0	0	0	0	0	0	0	0	0	0	0	0	
2	Tuba Street	5224D061090IB2K2	91,600	36,533	55,067	0	55,067	32,844	22,223	0	3	3	0	0	0	0	0	0	0	0	0	0	0	0	0	
3	Taluba Street	5224D061090IB2K3	98,500	75,976	22,524	0	22,524	225	22,299	0	0	0	0	0	0	0	0	0	0	0	0	0	0	0	0	
3	GRAND TOTAL		\$1,640,100	\$1,520,393	\$119,707	(\$0)	\$118,707	\$75,185	\$44,622	\$0	\$3	\$3	\$0	\$0	\$0	\$0	\$0	\$0	\$0	\$0	\$0	\$0	\$0	\$0	\$0	

DEPARMENT OF PUBLIC WORKS - ADMINISTRATION DIVISION
PROJECT ACCOUNTING STATUS REPORT - DETAIL

ISLAND-WIDE VILLAGE STREET RESTORATION (DESIGN-BUILD)
PROJECT NOS. PR5-001-TER/002-TER
(L.O. HIGHWAY BOND 2001A-CPF)

No. of Projects	NAME OF VILLAGE/STREET NAME	ACCOUNT NO.	FY 2006 APPR.	FY 2006		FY 2006 BALANCE	FY 2007 APPR.	FY 2007		FY 2007 BALANCE	FY 2008 APPR.	FY 2008		FY 2008 BALANCE	FY 2009 APPR.	FY 2009		FY 2009 BALANCE	FY 2010 APPR.	FY 2010		FY 2010 BALANCE	FY 2011 APPR.	FY 2011		FY 2011 BALANCE	
				EXPS.	ENCS.			EXPS.	ENCS.			EXPS.	ENCS.			EXPS.	ENCS.			EXPS.	ENCS.			EXPS.	ENCS.		
ORDOT- CHALAN PAGO																											
1	Chalan Farnha	5224D061090IB2E1	1,643,000	190,650	1,452,350	0	0	0	0	0	0	0	0	0	0	0	0	0	0	0	0	0	0	0	0	0	
2	Dero Road	5224D061090IB2E2	179,600	41,233	138,367	0	138,367	138,367	0	0	0	0	0	0	0	0	0	0	0	0	0	0	0	0	0	0	
3	Victorian Road	5224D061090IB2E3	74,900	17,179	57,721	0	57,721	57,721	0	0	0	0	0	0	0	0	0	0	0	0	0	0	0	0	0	0	
4	Mike Laguana	5224D061090IB2E4				0	140,520	138,488	2,032	0	2,032	2,032	0	0	0	0	0	0	0	0	0	0	0	0	0	0	
5	Chalan Naki	5224D061090IB2E5				0	169,230	169,230	0	0	0	0	0	0	0	0	0	0	0	0	0	0	0	0	0	0	
6	Chalan Peskadot	5224D061090IB2E6				0	155,000	155,000	0	0	0	0	0	0	0	0	0	0	0	0	0	0	0	0	0	0	
7	Chalan Okso	5224D061090IB2E7				0	168,000	163,399	4,601	0	4,601	4,601	0	0	0	0	0	0	0	0	0	0	0	0	0	0	
8	Manibusan Road	5224D061090IB2E8				0	253,000	37,927	215,073	0	215,073	215,073	0	0	0	0	0	0	0	0	0	0	0	0	0	0	
9	Tai Road	5224D061090IB2E9				0	253,000	253,000	0	0	0	0	0	0	0	0	0	0	0	0	0	0	0	0	0	0	
10	Santa Cruz Drive	5224D061090IB2E0				0	57,000	55,037	1,963	0	1,963	1,963	0	0	0	0	0	0	0	0	0	0	0	0	0	0	
11	Chalan Ping Pao	5224D061090IB2EA				0	50,500	2,934	47,566	0	47,566	47,566	0	0	0	0	0	0	0	0	0	0	0	0	0	0	
12	Chalan Kalo Judge Sablan Street	5224D061090IB2EB				0	67,700	67,700	0	0	0	0	0	0	0	0	0	0	0	0	0	0	0	0	0	0	
13	Daso Road Repair	5224D061090IB2EC				0	21,300	21,300	0	0	0	0	0	0	0	0	0	0	0	0	0	0	0	0	0	0	
14	Chalan Campos	5224D061090IB2ED				0	18,800	1,341	17,459	0	17,459	17,459	0	0	0	0	0	0	0	0	0	0	0	0	0	0	
15	Chalan Happy	5224D061090IB2EE				0	15,500	15,500	0	0	0	0	0	0	0	0	0	0	0	0	0	0	0	0	0	0	
16	Gogue Drive	5224D061090IB2EF				0	82,800	82,800	0	0	0	0	0	0	0	0	0	0	0	0	0	0	0	0	0	0	
16	GRAND TOTAL		\$1,897,500	\$249,063	\$1,648,437	\$0	\$1,648,437	\$1,359,743	\$288,694	\$0	\$288,694	\$288,694	\$0	\$0	\$0	\$0	\$0	\$0	\$0	\$0	\$0	\$0	\$0	\$0	\$0	\$0	

No. of Projects	NAME OF VILLAGE/STREET NAME	ACCOUNT NO.	FY 2008	FY 2008		FY 2008	FY 2007	FY 2007		FY 2007	FY 2008	FY 2008		FY 2008	FY 2009	FY 2009		FY 2009	FY 2010	FY 2010		FY 2010	FY 2011	FY 2011		FY 2011
			APPR.	EXPS.	ENCS.	BALANCE	APPR.	EXPS.	ENCS.	BALANCE	APPR.	EXPS.	ENCS.	BALANCE	APPR.	EXPS.	ENCS.	BALANCE	APPR.	EXPS.	ENCS.	BALANCE	APPR.	EXPS.	ENCS.	BALANCE
	PITI																									
1	Oceanview Street	5224D061090IB2L1	55,800	11,989	43,811	0	43,811	43,811	0	0	0	0	0	0	0	0	0	0	0	0	0	0	0	0	0	
2	Chalan Soling	5224D061090IB2L2	35,900	7,609	28,291	0	28,291	27,157	1,134	0	1	1	0	0	0	0	0	0	0	0	0	0	0	0	0	
3	Chalan Sabana	5224D061090IB2L3	53,000	11,989	41,011	0	41,011	41,011	0	0	0	0	0	0	0	0	0	0	0	0	0	0	0	0	0	
4	Masso Court	5224D061090IB2L4	48,400	11,206	37,194	0	37,194	37,194	0	10,216	10,216	0	0	0	0	0	0	0	0	0	0	0	0	0	0	
5	Edward Lane	5224D061090IB2L5	54,700	12,706	41,994	0	41,994	41,994	0	0	0	0	0	0	0	0	0	0	0	0	0	0	0	0	0	
6	Jesus Alig Drive	5224D061090IB2L6	53,400	11,989	41,411	0	41,411	41,411	0	0	0	0	0	0	0	0	0	0	0	0	0	0	0	0	0	
7	Ocean Summit Drive	5224D061090IB2L7	87,500	18,942	48,558	0	48,558	48,558	0	0	0	0	0	0	0	0	0	0	0	0	0	0	0	0	0	
7	GRAND TOTAL		\$368,700	\$86,431	\$282,269	\$0	\$282,269	\$281,135	\$1,134	\$0	\$10,217	\$10,217	\$0	\$0	\$0	\$0	\$0	\$0	\$0	\$0	\$0	\$0	\$0	\$0	\$0	

No. of Projects	NAME OF VILLAGE/STREET NAME	ACCOUNT NO.	FY 2006	FY 2006		FY 2006	FY 2007	FY 2007		FY 2007	FY 2008	FY 2008		FY 2008	FY 2009	FY 2009		FY 2009	FY 2010	FY 2010		FY 2010	FY 2011	FY 2011		FY 2011
			APPR	EXPS.	ENCS.	BALANCE	APPR.	EXPS.	ENCS.	BALANCE	APPR.	EXPS.	ENCS.	BALANCE	APPR.	EXPS.	ENCS.	BALANCE	APPR.	EXPS.	ENCS.	BALANCE	APPR.	EXPS.	ENCS.	BALANCE
SINAJANA																										
1	Alfame Road	5224D061090IB2N1	202,800	36,834	165,966	0	165,966	165,966	0	0	450	450	0	0	0	0	0	0	0	0	0	0	0	0	0	0
2	Daso Street	5224D061090IB2N2	110,800	22,099	88,701	0	88,701	87,313	1,387	0	1,800	1,798	2	(0)	2	0	2	0	2	0	2	0	2	0	0	2
3	Spring Lane	5224D061090IB2N3	71,400	14,734	56,666	0	56,666	53,894	2,772	(0)	92,963	459	0	92,504	93,829	93,829	0	0	0	0	0	0	0	0	0	0
4	Alvarez Street	5224D061090IB2N4	40,000	7,365	32,635	0	32,635	32,635	0	0	0	0	0	0	0	0	0	0	0	0	0	0	0	0	0	0
4	GRAND TOTAL		\$425,000	\$81,032	\$343,968	\$0	\$343,968	\$339,808	\$4,159	(\$0)	\$95,213	\$2,707	\$2	\$92,504	\$93,830	\$93,829	\$2	\$0	\$2	\$0	\$2	\$0	\$2	\$0	\$0	\$2

No. of Projects	NAME OF VILLAGE/STREET NAME	ACCOUNT NO.	FY 2006	FY 2006		FY 2006	FY 2007	FY 2007		FY 2007	FY 2008	FY 2008		FY 2008	FY 2009	FY 2009		FY 2009	FY 2010	FY 2010		FY 2010	FY 2011	FY 2011		FY 2011
			APPR.	EXPS.	ENCS.	BALANCE	APPR.	EXPS.	ENCS.	BALANCE	APPR.	EXPS.	ENCS.	BALANCE	APPR.	EXPS.	ENCS.	BALANCE	APPR.	EXPS.	ENCS.	BALANCE	APPR.	EXPS.	ENCS.	BALANCE
	BARRIGADA																									
1	Chalan Brandi	5224D061090IB2D1	138,500	74,491	64,009	0	64,009	0	64,009	0	4,463	4,463	0	0	0	0	0	0	0	0	0	0	0	0	0	0
2	Aspenagao Street	5224D061090IB2D2	107,300	107,300	0	0	0	0	0	0	0	0	0	0	0	0	0	0	0	0	0	0	0	0	0	0
3	Canada Toto Road	5224D061090IB2D3	79,100	19,445	59,655	0	59,655	0	59,655	0	0	0	0	0	0	0	0	0	0	0	0	0	0	0	0	0
4	Leyang Road	5224D061090IB2D4	465,500	292,629	172,871	0	172,871	172,871	0	0	3,600	3,600	0	0	0	0	0	0	0	0	0	0	0	0	0	0
5	Anderson Street	5224D061090IB2D5	107,300	23,287	84,013	0	84,013	0	84,013	0	91,282	84,013	0	7,269	7,269	7,269	0	0	0	0	0	0	0	0	0	0
6	Leon Guerrero Street	5224D061090IB2D6	69,800	20,654	49,146	0	49,146	21,430	0	27,715	0	0	0	0	0	0	0	0	0	0	0	0	0	0	0	0
7	Kaila Street	5224D061090IB2D7	69,200	21,686	47,514	0	47,514	0	47,514	0	151,486	0	47,514	103,973	151,486	151,486	0	0	0	0	0	0	0	0	0	0
8	San Antonio Street	5224D061090IB2D8	208,000	199,521	8,479	0	8,479	8,479	0	0	900	900	0	0	0	0	0	0	0	0	0	0	0	0	0	0
9	Manibusan Street	5224D061090IB2D9	102,300	23,287	79,013	0	79,013	27,408	51,605	0	450	450	0	0	0	0	0	0	0	0	0	0	0	0	0	0
10	Joleen L. G. Street	5224D061090IB2DA				0				0	78,247	41,116	0	37,131	37,131	37,131	0	0	0	0	0	0	0	0	0	0
11	Lizama Street	5224D061090IB2DD				0				0	27,885	0	0	27,885	27,885	27,885	0	0	0	0	0	0	0	0	0	0
12	Jackson Road	5224D061090IB2DE				0				0	40,958	40,958	0	0	0	0	0	0	0	0	0	0	0	0	0	0
13	Taison Way	5224D061090IB2DF				0				0	56,580	56,580	0	0	0	0	0	0	0	0	0	0	0	0	0	0
14	Lalo Street	5224D061090IB2DH				0				0	47,648	0	0	47,648	47,648	47,648	0	0	0	0	0	0	0	0	0	0
14	GRAND TOTAL		\$1,347,000	\$782,301	\$564,899	\$0	\$564,899	\$230,188	\$306,786	\$27,715	\$503,500	\$232,080	\$47,514	\$223,906	\$271,419	\$271,419	\$0	\$0	\$0	\$0	\$0	\$0	\$0	\$0	\$0	\$0

DEPARTMENT OF PUBLIC WORKS - ADMINISTRATION DIVISION
PROJECT ACCOUNTING STATUS REPORT - DETAIL

ISLAND-WIDE VILLAGE STREET RESTORATION (DESIGN-BUILD)
PROJECT NOS. PR5-001-TER/002-TER
(L.O. HIGHWAY BOND 2001A-CPF)

No. of Projects	NAME OF VILLAGE/STREET NAME	ACCOUNT NO.	FY 2006 APPR.	FY 2008		FY 2008 BALANCE	FY 2007 APPR.	FY 2007		FY 2007 BALANCE	FY 2008 APPR.	FY 2008		FY 2008 BALANCE	FY 2009 APPR.	FY 2009		FY 2009 BALANCE	FY 2010 APPR.	FY 2010		FY 2010 BALANCE	FY 2011 APPR.	FY 2011		FY 2011 BALANCE	
				EXPS.	ENCS.			EXPS.	ENCS.			EXPS.	ENCS.			EXPS.	ENCS.			EXPS.	ENCS.			EXPS.	ENCS.		
DEDEDU																											
1	Castro Street	5224D061090IB2F1	90,000	90,000	0	0	20,840	558	20,282	0	0	0	0	0	0	0	0	0	0	0	0	0	0	0	0	0	
2	Machananao Area	5224D061090IB2F2	570,000	345,965	224,035	0	0	0	0	0	0	0	0	0	0	0	0	0	0	0	0	0	0	0	0	0	
3	South Celdiola Street	5224D061090IB2F3	180,000	176,061	3,939	0	3,939	0	3,939	0	0	0	0	0	0	0	0	0	0	0	0	0	0	0	0	0	
4	Swamp Road	5224D061090IB2F4	239,000	238,958	42	(0)	23,119	143	22,976	0	0	0	0	0	0	0	0	0	0	0	0	0	0	0	0	0	
5	East/West Liguen Avenue	5224D061090IB2F5	118,000	117,969	31	(0)	132,694	120,721	11,973	0	0	0	0	0	0	0	0	0	0	0	0	0	0	0	0	0	
6	Never Mind Road	5224D061090IB2F6	178,000	177,964	36	0	36	0	36	0	0	0	0	0	0	0	0	0	0	0	0	0	0	0	0	0	
7	Alegela Street	5224D061090IB2F7	300,000	0	0	300,000	241,148	0	0	241,148	58,852	0	0	58,852	58,852	0	58,852	0	58,852	0	58,852	0	58,852	0	58,852	0	
8	West Nandez Avenue	5224D061090IB2F8	0	0	0	0	106,306	105,126	1,180	0	0	0	0	0	0	0	0	0	0	0	0	0	0	0	0	0	
8	GRAND TOTAL		\$1,675,000	\$1,146,918	\$228,082	\$300,000	\$528,082	\$226,548	\$60,388	\$241,148	\$58,852	\$0	\$0	\$58,852	\$58,852	\$0	\$58,852	\$0	\$58,852	\$0	\$58,852	\$0	\$58,852	\$0	\$58,852	\$0	

No. of Projects	NAME OF VILLAGE/STREET NAME	ACCOUNT NO.	FY 2006 APPR.	FY 2008		FY 2008 BALANCE	FY 2007 APPR	FY 2007		FY 2007 BALANCE	FY 2008 APPR.	FY 2008		FY 2008 BALANCE	FY 2009 APPR.	FY 2009		FY 2009 BALANCE	FY 2010 APPR.	FY 2010		FY 2010 BALANCE	FY 2011 APPR.	FY 2011		FY 2011 BALANCE	
				EXPS.	ENCS.			EXPS.	ENCS.			EXPS.	ENCS.			EXPS.	ENCS.			EXPS.	ENCS.			EXPS.	ENCS.		
MANGILAO																											
1	Farfan Street	5224D061090IB2I1	98,400	32,270	66,130	0	156,603	66,130	90,473	0	1,808	1,808	0	0	0	0	0	0	0	0	0	0	0	0	0	0	
2	Koko Lane	5224D061090IB2I2	27,000	22,869	4,131	0	4,131	0	4,131	0	0	0	0	0	0	0	0	0	0	0	0	0	0	0	0	0	
3	Sengsong Street	5224D061090IB2I3	130,999	130,325	674	(0)	674	0	674	0	0	0	0	0	0	0	0	0	0	0	0	0	0	0	0	0	
4	Spanish Road	5224D061090IB2I4	65,600	64,544	1,056	(0)	63,355	1,056	62,298	0	2	2	0	0	0	0	0	0	0	0	0	0	0	0	0	0	
5	Santos Road	5224D061090IB2I5	375,100	288,446	86,654	0	1	0	1	0	1	1	0	(0)	0	0	0	0	0	0	0	0	0	0	0	0	
6	Sabana Maagas	5224D061090IB2I6	582,300	169,648	412,652	0	46,238	46,237	1	(0)	1	1	0	0	0	0	0	0	0	0	0	0	0	0	0	0	
7	Lemon Lane	5224D061090IB2I7	36,800	3,375	33,425	0	33,425	0	33,425	0	0	0	0	0	0	0	0	0	0	0	0	0	0	0	0	0	
8	Suni Lane	5224D061090IB2I8	36,800	25,907	10,893	0	675	675	0	0	0	0	0	0	0	0	0	0	0	0	0	0	0	0	0	0	
9	Kinney's Drive/Arriola Court	5224D061090IB2I8	0	0	0	0	0	0	0	0	128,557	97,534	1,318	29,705	32,047	31,683	0	364	364	0	0	364	364	0	0	364	
10	Baza Lane	5224D061090IB2IC	0	0	0	0	0	0	0	0	1,200	980	240	0	286	286	0	0	0	0	0	0	0	0	0	0	
11	Apiag Road	5224D061090IB2ID	0	0	0	0	0	0	0	0	40,826	38,391	2,435	0	2,731	2,731	0	0	0	0	0	0	0	0	0	0	
12	Chalan Avila	5224D061090IB2IE	0	0	0	0	0	0	0	0	24,515	0	0	24,515	24,515	24,515	0	0	0	0	0	0	0	0	0	0	
12	GRAND TOTAL		\$1,352,999	\$737,384	\$615,615	(\$0)	\$305,101	\$114,098	\$191,003	(\$0)	\$196,910	\$138,696	\$3,994	\$54,220	\$59,578	\$59,214	\$0	\$364	\$364	\$0	\$0	\$364	\$364	\$0	\$0	\$364	

No. of Projects	NAME OF VILLAGE/STREET NAME	ACCOUNT NO.	FY 2006 APPR.	FY 2006		FY 2006 BALANCE	FY 2007 APPR.	FY 2007		FY 2007 BALANCE	FY 2008 APPR.	FY 2008		FY 2008 BALANCE	FY 2009 APPR.	FY 2009		FY 2009 BALANCE	FY 2010 APPR.	FY 2010		FY 2010 BALANCE	FY 2011 APPR.	FY 2011		FY 2011 BALANCE
				EXPS.	ENCS.			EXPS.	ENCS.			EXPS.	ENCS.			EXPS.	ENCS.			EXPS.	ENCS.			EXPS.	ENCS.	
TAMUNING-TUMON																										
1	Authurium Lane	5224D061090IB2P1	103,000	9,623	93,377	0	93,377	0	93,377	0	93,377	93,377	0	0	0	0	0	0	0	0	0	0	0	0	0	0
2	Tun Pedro Cruz Street	5224D061090IB2P2	134,700	12,830	121,870	0	121,870	0	121,870	0	105,298	105,298	0	0	0	0	0	0	0	0	0	0	0	0	0	0
3	Milendes Court/Saint John Street	5224D061090IB2P3	405,800	114,727	291,073	0	291,073	52,648	238,425	0	1,795	1,795	0	0	0	0	0	0	0	0	0	0	0	0	0	0
4	Taitano Road	5224D061090IB2P4	200,300	147,654	52,646	0	52,646	52,646	0	0	0	0	0	0	0	0	0	0	0	0	0	0	0	0	0	0
5	Harmon Industrial Park	5224D061090IB2P5	366,100	355,840	10,260	(0)	10,260	0	10,260	0	2,699	2,699	0	0	0	0	0	0	0	0	0	0	0	0	0	0
6	Happy Landing Road	5224D061090IB2P6				0				0	125,510	0	125,510	0	125,510	125,510	0	0	0	0	0	0	0	0	0	0
7	Carlos Heights Road	5224D061090IB2P7				0				0	55,497	0	55,497	55,498	55,498	0	0	0	0	0	0	0	0	0	0	0
8	Jalaguac Road	5224D061090IB2P9				0				0	88,816	62,102	26,714	0	26,714	26,714	0	0	0	0	0	0	0	0	0	0
9	Tan Conchita Lane	5224D061090IB2PA				0				0	32,760	0	0	32,760	32,760	0	0	0	0	0	0	0	0	0	0	0
10	Road to Black Construction Co	5224D061090IB2PB				0				0	25,400	25,400	0	0	0	0	0	0	0	0	0	0	0	0	0	0
11	Tan Rosa Road	5224D061090IB2PO				0				0	21,348	0	0	21,348	21,348	21,348	0	0	0	0	0	0	0	0	0	0
11	GRAND TOTAL		\$1,209,900	\$640,674	\$569,226	(\$0)	\$569,228	\$105,294	\$463,931	\$0	\$552,501	\$290,671	\$152,224	\$109,605	\$261,830	\$261,830	\$0	\$0	\$0	\$0	\$0	\$0	\$0	\$0	\$0	\$0

No. of Projects	NAME OF VILLAGE/STREET NAME	ACCOUNT NO.	FY 2006 APPR.	FY 2008		FY 2008 BALANCE	FY 2007 APPR.	FY 2007		FY 2007 BALANCE	FY 2008 APPR.	FY 2008		FY 2008 BALANCE	FY 2009 APPR.	FY 2009		FY 2009 BALANCE	FY 2010 APPR.	FY 2010		FY 2010 BALANCE	FY 2011 APPR.	FY 2011		FY 2011 BALANCE
				EXPS.	ENCS.			EXPS.	ENCS.			EXPS.	ENCS.			EXPS.	ENCS.			EXPS.	ENCS.			EXPS.	ENCS.	
YIGO																										
1	West Gayinero Road	5224D061090IB2R1	20,000	20,000	0	0	0	0	0	0	0	0	0	0	0	0	0	0				0			0	
2	Lamenta Subdivision Road	5224D061090IB2R2	60,000	60,000	0	0	0	0	0	0	0	0	0	0	0	0	0	0	0	0	0	0	0	0	0	
3	Laguna Plains Subdivision	5224D061090IB2R3	210,000	210,000	0	0	0	0	0	0	0	0	0	0	0	0	0	0	0	0	0	0	0	0	0	
4	La Chance Area	5224D061090IB2R4	149,800	149,772	28	0	28	0	28	0	28	28	0	0	0	0	0	0	0	0	0	0	0	0	0	
5	I Sengsong Mayot	5224D061090IB2R5	149,800	149,792	8	(0)	8	0	8	0	8	8	0	0	0	0	0	0	0	0	0	0	0	0	0	
6	Mataguac Area	5224D061090IB2R6	509,800	509,790	10	0	10	0	10	0	10	10	0	0	0	0	0	0	0	0	0	0	0	0	0	
7	J. Jacinto/Wusstig Road	5224D061090IB2R7	63,500	63,500	0	0	0	0	0	0	0	88,609	88,609	0	0	0	0	0	0	0	0	0	0	0	0	
7	GRAND TOTAL		\$1,162,900	\$1,162,854	\$46	\$0	\$46	\$0	\$46	\$0	\$88,655	\$88,655	\$0	\$0	\$0	\$0	\$0	\$0	\$0	\$0	\$0	\$0	\$0	\$0	\$0	

DEPARMENT OF PUBLIC WORKS - ADMINISTRATION DIVISION
PROJECT ACCOUNTING STATUS REPORT - DETAIL

ISLAND-WIDE VILLAGE STREET RESTORATION (DESIGN-BUILD)
PROJECT NOS. PR5-001-TER/002-TER
(L.O. HIGHWAY BOND 2001A-CPF)

No. of Projects	NAME OF VILLAGE/STREET NAME	ACCOUNT NO.	FY 2006 APPR.	FY 2006		FY 2006 BALANCE	FY 2007 APPR.	FY 2007		FY 2007 BALANCE	FY 2008 APPR.	FY 2008		FY 2008 BALANCE	FY 2009 APPR.	FY 2009		FY 2009 BALANCE	FY 2010 APPR.	FY 2010		FY 2010 BALANCE	FY 2011 APPR.	FY 2011		FY 2011 BALANCE
				EXPS.	ENCS.			EXPS.	ENCS.			EXPS.	ENCS.			EXPS.	ENCS.			EXPS.	ENCS.					
	AGAT																									
1	Erskin Drive/Osborne Street	5224D061090IB2B1	115,000	24,555	90,445	0	614	614	0	0	0	0	0	0	0	0	0	0	0	0	0	0	0	0	0	
2	San Vicente Avenue	5224D061090IB2B2	113,100	24,744	88,356	0	495	495	0	0	0	0	0	0	0	0	0	0	0	0	0	0	0	0	0	
3	Calle De Los Martinez	5224D061090IB2B3	75,800	15,841	59,959	0	317	317	0	0	129,206	0	129,206	129,206	129,206	129,206	0	0	0	0	0	0	0	0	0	
4	Father Follard Street	5224D061090IB2B4	157,000	28,419	128,581	0	495	495	0	0	71,631	0	71,631	71,631	71,631	71,631	0	0	0	0	0	0	0	0	0	
5	Duenas Street	5224D061090IB2B5	75,700	14,694	61,006	0	337	337	0	0	0	0	0	0	0	0	0	0	0	0	0	0	0	0	0	
6	San Roque Street	5224D061090IB2B6	136,000	25,483	110,517	0	66,443	614	65,829	0	0	0	0	0	0	0	0	0	0	0	0	0	0	0	0	
7	San Isidro Street	5224D061090IB2B7	48,500	9,046	39,454	0	39,454	218	39,236	0	0	0	0	0	0	0	0	0	0	0	0	0	0	0	0	
8	West Santa Ana Avenue	5224D061090IB2B8	82,000	17,922	64,078	0	203,241	203,241	0	0	0	0	0	0	0	0	0	0	0	0	0	0	0	0	0	
9	Bruce Street	5224D061090IB2B9	27,700	5,185	22,515	0	22,515	119	22,396	0	0	0	0	0	0	0	0	0	0	0	0	0	0	0	0	
10	Perry Street	5224D061090IB2B0	24,200	4,936	19,264	0	19,264	119	19,145	0	0	0	0	0	0	0	0	0	0	0	0	0	0	0	0	
11	Kalachucha Street	5224D061090IB2BA				0	83,994	83,607	388	0	0	0	0	0	0	0	0	0	0	0	0	0	0	0	0	
12	Umang Road	5224D061090IB2BB				0	104,335	104,335	0	0	0	0	0	0	0	0	0	0	0	0	0	0	0	0	0	
13	Kiko Chela Road	5224D061090IB2BC				0	57,491	42,424	15,068	0	0	0	0	0	0	0	0	0	0	0	0	0	0	0	0	
14	South Perino Street	5224D061090IB2BD				0	44,055	5,280	38,775	0	0	0	0	0	0	0	0	0	0	0	0	0	0	0	0	
15	Chalan Kiko Chelo	5224D061090IB2BH				0	41,125	32,615	8,510	0	8,510	0	8,510	8,510	8,510	8,510	0	0	0	0	0	0	0	0	0	
15	GRAND TOTAL		\$855,000	\$170,825	\$684,175	\$0	\$684,175	\$474,828	\$209,347	\$0	\$209,347	\$0	\$8,510	\$200,837	\$209,347	\$209,347	\$0	\$0	\$0	\$0	\$0	\$0	\$0	\$0	\$0	

No. of Projects	NAME OF VILLAGE/STREET NAME	ACCOUNT NO.	FY 2006 APPR.	FY 2006		FY 2006 BALANCE	FY 2007 APPR.	FY 2007		FY 2007 BALANCE	FY 2008 APPR.	FY 2008		FY 2008 BALANCE	FY 2009 APPR.	FY 2009		FY 2009 BALANCE	FY 2010 APPR.	FY 2010		FY 2010 BALANCE	FY 2011 APPR.	FY 2011		FY 2011 BALANCE
			EXPS	ENCS		EXPS	ENCS		EXPS	ENCS		EXPS	ENCS		EXPS	ENCS		EXPS	ENCS		EXPS	ENCS		EXPS	ENCS	
	INARAJAN																									
1	Ija Subdivision	5224D061090IB2H1	1,478,000	1,271,613	206,387	0	206,387	143,387	63,000	0	173,205	173,205	0	0	0	0	0	0	0	0	0	0	0	0	0	
2	Y Pecca Lane with estimated area	5224D061090IB2H2	22,000	22,000	0	0	0	0	0	0	0	0	0	0	0	0	0	0	0	0	0	0	0	0	0	
3	Y Pecca Ln(Rd.algnmt.due to exist	5224D061090IB2H3	42,000	42,000	0	0	0	0	0	0	0	0	0	0	0	0	0	0	0	0	0	0	0	0	0	
	Tun Santiago/N.Paulino St(Rt.4 to	5224D061090IB2H4	101,400	101,400	0	0	0	0	0	0	0	0	0	0	0	0	0	0	0	0	0	0	0	0	0	
4	GRAND TOTAL		\$1,643,400	\$1,437,013	\$206,387	\$0	\$206,387	\$143,387	\$63,000	\$0	\$173,205	\$173,205	\$0	\$0	\$0	\$0	\$0	\$0	\$0	\$0	\$0	\$0	\$0	\$0	\$0	

No. of Projects	NAME OF VILLAGE/STREET NAME	ACCOUNT NO.	FY 2006 APPR.	FY 2006		FY 2006 BALANCE	FY 2007 APPR.	FY 2007		FY 2007 BALANCE	FY 2008 APPR.	FY 2008		FY 2008 BALANCE	FY 2009 APPR.	FY 2009		FY 2009 BALANCE	FY 2010 APPR.	FY 2010		FY 2010 BALANCE	FY 2011 APPR.	FY 2011		FY 2011 BALANCE
				EXPS.	ENCS.			EXPS.	ENCS.			EXPS.	ENCS.			EXPS.	ENCS.			EXPS.	ENCS.					
	MERIZO																									
1	Joseph A. Cruz Avenue	5224D061090IB2J1	320,900	68,718	252,182	0	252,182	252,182	0	0	0	0	0	0	0	0	0	0	0	0	0	0	0	0	0	
2	Berry Espinosa Avenue	5224D061090IB2J2	176,200	34,359	141,841	0	141,841	141,841	0	0	2,700	2,700	0	0	0	0	0	0	0	0	0	0	0	0	0	
3	Jesus Quinene Avenue	5224D061090IB2J3	306,800	65,748	241,052	0	241,052	241,052	0	0	0	0	0	0	0	0	0	0	0	0	0	0	0	0	0	
4	Jose Baza Street	5224D061090IB2J4	32,100	6,206	25,894	0	25,894	25,894	0	0	0	0	0	0	0	0	0	0	0	0	0	0	0	0	0	
5	Geronimo Tainatongo St	5224D061090IB2J5	59,800	10,864	48,936	0	48,936	48,936	0	0	0	0	0	0	0	0	0	0	0	0	0	0	0	0	0	
5	GRAND TOTAL		\$895,800	\$185,894	\$709,906	\$0	\$709,906	\$709,906	\$0	\$0	\$2,700	\$2,700	\$0	\$0	\$0	\$0	\$0	\$0	\$0	\$0	\$0	\$0	\$0	\$0	\$0	

No. of Projects	NAME OF VILLAGE/STREET NAME	ACCOUNT NO.	FY 2006 APPR.	FY 2006		FY 2006 BALANCE	FY 2007 APPR.	FY 2007		FY 2007 BALANCE	FY 2008 APPR.	FY 2008		FY 2008 BALANCE	FY 2009 APPR.	FY 2009		FY 2009 BALANCE	FY 2010 APPR.	FY 2010		FY 2010 BALANCE	FY 2011 APPR.	FY 2011		FY 2011 BALANCE
				EXPS.	ENCS.			EXPS.	ENCS.			EXPS.	ENCS.			EXPS.	ENCS.			EXPS.	ENCS.			EXPS.	ENCS.	
	SANTA RITA																									
1	Joaquin Diaz Drive	5224D061090IB2M1	22,100	3,524	18,576	0	18,576	18,576	0	0	34,836	0	27,388	7,448	33,472	33,472	0	0	0	0	0	0	0	0	0	
2	Pale Ferdinand Way	5224D061090IB2M2	167,800	37,362	130,438	0	130,438	130,438	0	0	900	0	900	0	900	900	0	0	0	0	0	0	0	0	0	
3	Cross Island Road	5224D061090IB2M3	23,900	4,235	19,665	0	19,665	19,665	0	0	0	0	0	0	0	0	0	0	0	0	0	0	0	0	0	
4	Felix T. Dydasco Drive	5224D061090IB2M4	30,400	5,636	24,764	0	24,764	24,764	0	0	0	0	0	0	0	0	0	0	0	0	0	0	0	0	0	
5	Vicente Borja Drive	5224D061090IB2M5	38,400	7,048	31,352	0	31,352	31,352	0	0	0	0	0	0	0	0	0	0	0	0	0	0	0	0	0	
6	Juan Cruz Drive	5224D061090IB2M6	73,500	16,919	56,581	0	56,581	56,581	0	0	0	0	0	0	0	0	0	0	0	0	0	0	0	0	0	
7	Pale Medina Street	5224D061090IB2M7	27,200	4,940	22,260	0	22,260	22,260	0	0	0	0	0	0	0	0	0	0	0	0	0	0	0	0	0	
8	Sgt. E. Cruz Street	5224D061090IB2M8	78,200	16,223	61,977	0	61,977	61,977	0	0	900	0	900	0	900	900	0	0	0	0	0	0	0	0	0	
9	Namo Falls Drive	5224D061090IB2M9	63,200	12,685	50,515	0	50,515	50,515	0	0	0	0	0	0	0	0	0	0	0	0	0	0	0	0	0	
10	Bias De La Cruz Street	5224D061090IB2M0	88,300	18,331	69,969	0	69,969	69,969	0	0	450	0	450	0	450	450	0	0	0	0	0	0	0	0	0	
10	GRAND TOTAL		\$613,000	\$126,803	\$486,097	\$0	\$486,097	\$486,097	\$0	\$0	\$37,086	\$0	\$29,638	\$7,448	\$35,722	\$35,722	\$0	\$0	\$0	\$0	\$0	\$0	\$0	\$0	\$0	

DEPARMENT OF PUBLIC WORKS - ADMINISTRATION DIVISION
PROJECT ACCOUNTING STATUS REPORT - DETAIL

ISLAND-WIDE VILLAGE STREET RESTORATION (DESIGN-BUILD)
PROJECT NOS. PR5-001-TER/002-TER
(L.O. HIGHWAY BOND 2001A-CPF)

No. of Projects	NAME OF VILLAGE/STREET NAME	ACCOUNT NO.	FY 2008 APPR.	FY 2008		FY 2008 BALANCE	FY 2007 APPR.	FY 2007		FY 2007 BALANCE	FY 2008 APPR.	FY 2008		FY 2008 BALANCE	FY 2009 APPR.	FY 2009		FY 2009 BALANCE	FY 2010 APPR.	FY 2010		FY 2010 BALANCE	FY 2011 APPR.	FY 2011		FY 2011 BALANCE
				EXPS.	ENCS.			EXPS.	ENCS.			EXPS.	ENCS.			EXPS.	ENCS.			EXPS.	ENCS.			EXPS.	ENCS.	
	TALOFOFO																									
1	Rt 4A-Ernest P. Santos Street	5224D061090IB2O1	96,500	86,433	10,067	0	10,067	10,067	0	0	0	0	0	0	0	0	0	0	0	0	0	0	0	0	0	
2	Route 4A-Jose P. Cruz Street	5224D061090IB2O2	136,000	33,374	102,626	0	102,626	102,626	0	0	0	0	0	0	0	0	0	0	0	0	0	0	0	0	0	
3	Wt. Johnny Taitague Street	5224D061090IB2O3	30,800	6,206	24,594	0	24,594	24,594	0	0	0	0	0	0	0	0	0	0	0	0	0	0	0	0	0	
4	Mariano M. Blas Street	5224D061090IB2O4	31,500	6,206	25,294	0	25,294	25,294	0	0	0	0	0	0	0	0	0	0	0	0	0	0	0	0	0	
5	Cabrera Lane	5224D061090IB2O5	40,100	7,761	32,339	0	32,339	32,339	0	0	0	0	0	0	0	0	0	0	0	0	0	0	0	0	0	
6	Nauta Lane	5224D061090IB2O6	36,000	6,206	29,794	0	29,794	29,794	0	0	0	0	0	0	0	0	0	0	0	0	0	0	0	0	0	
7	Ralph Santos Street	5224D061090IB2O7	42,600	9,321	33,279	0	33,279	33,279	0	0	0	0	0	0	0	0	0	0	0	0	0	0	0	0	0	
8	Ralph Benavente Street	5224D061090IB2O8	36,200	35,143	1,057	0	1,057	1,057	0	0	0	0	0	0	0	0	0	0	0	0	0	0	0	0	0	
	Rte 4 Anti-Skid Jeff	5224D061090IB2O9	117,000	0	0	117,000	117,000	0	0	117,000	0	0	0	0	0	0	0	0	0	0	0	0	0	0	0	
9	GRAND TOTAL		\$566,700	\$190,651	\$259,049	\$117,000	\$376,049	\$259,049	\$0	\$117,000	\$0	\$0	\$0	\$0	\$0	\$0	\$0	\$0	\$0	\$0	\$0	\$0	\$0	\$0	\$0	

No. of Projects	NAME OF VILLAGE/STREET NAME	ACCOUNT NO.	FY 2006 APPR.	FY 2006		FY 2006 BALANCE	FY 2007 APPR.	FY 2007		FY 2007 BALANCE	FY 2008 APPR.	FY 2008		FY 2008 BALANCE	FY 2009 APPR.	FY 2009		FY 2009 BALANCE	FY 2010 APPR.	FY 2010		FY 2010 BALANCE	FY 2011 APPR.	FY 2011		FY 2011 BALANCE
				EXPS.	ENCS.			EXPS.	ENCS.			EXPS.	ENCS.			EXPS.	ENCS.			EXPS.	ENCS.			EXPS.	ENCS.	
	UMATAC																									
1	S-7 Mahamok Area	5224D061090IB2Q1	194,300	29,702	164,598	0	164,598	128,150	36,448	0	2,386	2,386	0	0	0	0	0	0	0	0	0	0	0	0	0	
2	Jagan Drive	5224D061090IB2Q2	33,300	5,947	27,353	0	27,353	26,721	632	0	273	100	0	173	173	0	0	173	173	0	0	173	173	0	0	173
3	Jose Quinata St Cemetery	5224D061090IB2Q3	100,800	27,802	72,998	0	72,998	47,738	25,260	0	1,503	1,503	0	0	0	0	0	0	0	0	0	0	0	0	0	
4	Jose Q. Aguon Street	5224D061090IB2Q4	107,800	27,802	79,998	0	79,998	46,193	33,805	0	93	93	0	0	0	0	0	0	0	0	0	0	0	0	0	
5	George S. Sanchez Court	5224D061090IB2Q5	49,400	10,395	39,005	0	39,005	17,887	21,118	0	103	103	0	0	0	0	0	0	0	0	0	0	0	0	0	
6	Jesus A. Quidachay Street	5224D061090IB2Q6	22,600	4,316	18,284	0	18,284	17,755	529	0	529	0	0	529	131	0	0	131	131	0	0	131	131	0	0	131
6	GRAND TOTAL		\$508,200	\$105,964	\$402,236	\$0	\$402,238	\$284,444	\$117,792	\$0	\$4,887	\$4,185	\$0	\$702	\$304	\$0	\$0	\$304	\$304	\$0	\$0	\$304	\$304	\$0	\$0	\$304

No. of Projects	NAME OF VILLAGE/STREET NAME	ACCOUNT NO.	FY 2006 APPR.	FY 2008		FY 2008 BALANCE	FY 2007 APPR.	FY 2007		FY 2007 BALANCE	FY 2008 APPR.	FY 2008		FY 2008 BALANCE	FY 2009 APPR.	FY 2009		FY 2009 BALANCE	FY 2010 APPR.	FY 2010		FY 2010 BALANCE	FY 2011 APPR.	FY 2011		FY 2011 BALANCE
				EXPS.	ENCS.			EXPS.	ENCS.			EXPS.	ENCS.			EXPS.	ENCS.			EXPS.	ENCS.					
	YONA																									
1	Baisjadia Rd & Pangelinan Rd	5224D061090IB2S1	41,000	8,845	32,155	0	32,155	30,898	1,257	0	46	0	0	46	46	0	0	46	46	0	0	46	46	0	0	46
2	Willy Quichocho Road	5224D061090IB2S2	55,100	8,108	46,992	0	46,992	46,992	0	0	0	0	0	0	0	0	0	0	0	0	0	0	0	0	0	
3	Teleforo Road	5224D061090IB2S3	172,300	36,834	135,466	0	135,466	135,466	0	0	0	0	0	0	0	0	0	0	0	0	0	0	0	0	0	
4	Fair Way Drive	5224D061090IB2S4	37,400	6,946	30,454	0	30,454	30,454	0	0	66,620	64,632	1,988	0	1,988	1,988	0	0	0	0	0	0	0	0	0	
4	GRAND TOTAL		\$305,800	\$60,732	\$245,068	\$0	\$245,068	\$243,811	\$1,257	\$0	\$66,666	\$64,632	\$1,988	\$46	\$2,034	\$1,988	\$0	\$46	\$46	\$0	\$0	\$46	\$46	\$0	\$0	\$46



The Honorable
EDDIE BAZA CALVO
Governor

The Honorable
RAY TENORIO
Lt. Governor



JOANNE M.S. BROWN

Director

CARL DOMINGUEZ

Deputy Director

April 28, 2011

The Honorable Speaker Judith T. Won Pat
I Mina' Trentai Unu Na Liheslaturan Guahan
155 Hesler Place
Hagatna, Guam 96910

Re: FY2011 Second Quarter – Payments on Prior Year Obligations Report

Dear Madam Speaker Won pat:

Buenas yas Hafa Adai!

Transmitted herewith are the Department of Public Works' payments on Prior Year Obligation for FY2011 Second Quarter Reporting Requirements for the period ended January 1, 2011 to March 31, 2011. We have also included AS400 Budget & Accounting Information System reports printouts.

Please be advised that our Financial Report does not include Solid Waste Management Division, which will be provided by the Receivership Gershman, Britner & Bratton, Inc. (GBB) as appointed by the U.S. District Court of Guam.

The Financial Report can be reviewed on our website: www.dpw.guam.gov

Should you have any questions, please do not hesitate to contact Mrs. Arleen U. Pierce, Controller at 646-3154 or 646-3231.

Un Dangculo Na Si Yu'os Ma'ase!

CARL V. DOMINGUEZ
Acting Director

Attachments:

Cc: Office of the Public Auditor, OPA
Bureau of Budget & Management Research, BBMR
Guam State Clearing House (Federal Funded Program Only)
Department of Administration

Department/Agency Head Certification
as to the accuracy of information contained herein:

JOANNE M.S. BROWN
Director

DEPARTMENT OF PUBLIC WORKS
PRIOR YEAR OBLIGATION PAYMENTS
JANUARY 1, 2011 TO MARCH 31, 2011 - FY 2011 2ND QUARTER REPORT

Payee	Document No.	Account No.	Check No.	Date of Payment	Amount						Description
					111	112	113	230	240	Total:	
USDA/NRCS	C110600660	5208A111010SE208	0472733	01/13/11				115,040.78		115,040.78	Cost Share of Nimitz Hill Estates Landslide Stabilization, Emergency Watershed Protection (EWP) Piti, Guam
George G. Aguon	Payroll	5100X951022RS012	Direct Deposit	02/18/11	743.12		204.06			947.18	Detailment Pay as a School Bus Driver Supervisor.
										-	
Total:					743.12	-	204.06	115,040.78	-	115,987.96	



The Honorable
EDDIE BAZA CALVO
Governor

The Honorable
RAY TENORIO
Lt. Governor



JOANNE M.S. BROWN
Director

CARL DOMINGUEZ
Deputy Director

April 28, 2011

The Honorable Speaker Judith T. Won Pat
I Mina' Trentai Unu Na Liheslaturan Guahan
155 Hester Place
Hagatna, Guam 96910

Re: FY2011 Second Quarter – Summary of Revenues Generated by DPW
For the Period January 1, 2011 thru March 31, 2011

Dear Madam Speaker Won Pat:

Buenas yan Hafa Adai!

Transmitted herewith is the Department of Public Works' Summary of Revenues Generated by DPW for FY2011 Second Quarter Reporting Requirements for the quarter ended March 31, 2011. The Summary of Revenue can be reviewed on our DPW website: www.dpw.guam.gov

Please be advised that our Revenue Reports do not include fees generated from Solid Waste Management Division, which will be provided by the Receivership Gershman, Britner & Bratton, Inc. (GBB) as appointed by the U.S. District Court of Guam.

Should you have any questions, please do not hesitate to contact Mrs. Arleen U. Pierce, Controller at 646-3154 or 646-3231.

Un Dangkulo na Si Yu'os Ma'ase!


CARL V. DOMINGUEZ
Acting Director

Attachment:

Cc: Office of the Public Auditor, OPA
Bureau of Budget & Management Research, BBMR
Guam State Clearing House (Federal Funded Program Only)
Department of Administration

Department/Agency Head Certification
as to the accuracy of information contained herein:

JOANNE M.S. BROWN
Director

4/28/11

DEPARTMENT OF PUBLIC WORKS
Summary of Revenues Generated by DPW
(Excludes Solid Waste Management Division)
Report as of March 2011
For the Period January 1, 2011 to March 31, 2011

Division	Account No.	Account Name	Fund Deposit	FY 2011 As of 03/31/11	FY 2010 As of 09/30/10	FY 2009	FY 2008	FY 2007	FY 2006	FY 2005	Total
SWM	310056201	Refuse Collection	GF	0	0	0	0	0	0	0	0
CIP	310056202	Bldg. Re-inspection	GF	0	225,571	124,780	0	0	0	0	350,351
HWY	310056203	Towing Services	GF	0	0	0	0	0	0	0	0
HWY	310056204	Care & Protection of Highways	GF	2,975	14,575	20,100	11,865	8,060	15,725	12,269	85,569
BM	310056205	Janitorial Services	GF	0	0	0	0	0	0	0	0
HWY	310056206	Other - Public Works	GF	0	2,178	265	6,313	7,442	6,400	13,857	36,455
CIP	310056207	Plans & Specifications	GF	0	750	10,050	6,100	10,745	30,495	34,476	92,616
HWY	310061001	SW Scrap Metal Removal	GF	0	0	0	0	0	0	0	0
HWY	310061002	DPW - Charge for Services	GF	0	0	0	0	0	0	0	0
HWY	310061284	Highway Special Permit (\$25)	GF	0	0	0	0	0	0	0	0
CIP	323551201	Bldg. Insp. (Plan Checking Fee)	GF	154,808	162,201	523,313	601,680	646,188	520,097	437,085	3,045,372
CIP	332654101	Building Permit Fee	GPT	202,744	627,352	1,161,507	1,007,738	1,060,221	924,188	665,684	5,649,434
Hwy	326361208	Highway Special Use Permit \$50)	GF	0	0	0	250	100	0		350
			P.L. 30-118	Eff: 04/01/10							
CIP	323551201	Bldg Insp. (Plan Checking Fee) (1)	DPW	154,808	162,201						317,009
		Total:		\$515,336	\$1,194,828	\$1,840,015	\$1,633,945	\$1,732,756	\$1,496,905	\$1,163,371	\$9,577,156

(1) Note: Per P.L. 30-118 - Effective 04/01/10 the revenue for Bldg. Insp. Fee (Plan Checking) is now going to the DPW Bldg. & Design Fee Account for CIP

Bldg. Permits & Inspection Section through Legislative appropriation.

Legend:			
GF	General Fund		
DPW	DPW Bldg. & Design Fee Account		
GPT	Guam Preservation Trust		



The Honorable
EDDIE BAZA CALVO
Governor

The Honorable
RAY TENORIO
Lt. Governor



JOANNE M.S. BROWN
Director

CARL V. DOMINGUEZ
Deputy Director

April 28, 2011

The Honorable Speaker Judith T. Won Pat
I Mina' Trentai Unu Na Liheslaturan Guahan
155 Hesler Place
Hagatna, Guam 96910

Re: FY2011 Second Quarter Reporting Requirements - Contract Listing

Dear Madam Speaker Won Pat:


Buenas yan Hafa Adai! Transmitted herewith is the Department of Public Works' Contract Listing Report for FY2011 Second Quarter Reporting Requirement for the quarter ended March 31, 2011.

Please be advised that our Contract Listing does not include the Solid Waste Management Division, which will be provided by the Receivership Gershman, Britner & Bratton, Inc. (GBB) as appointed by the U.S. District Court of Guam.

The Contract Listing Report can be reviewed on our website at: www.dpw.guam.gov

Should you have any questions, please do not hesitate to contact Mrs. Arleen U. Pierce, Controller at 646-3154 or 646-3231.

Un Dangkulo Na Si Yu'os Ma'ase!


CARL V. DOMINGUEZ
Acting Director

Attachment: FY2011 Contract Listing Report

Cc: Office of the Public Auditor, OPA
Bureau of Budget & Management Research, BBMR
Guam State Clearing House (Federal Funded Program Only)

For Government of Guam Contracts pursuant to 5 GCA §10306
Government of Guam
(2011 2nd Qtr) Contracts
(As of April 20, 2011)

DEPARTMENT OF PUBLIC WORKS

Vendor Name	Duration	Description	Contract Amount
A B WON PAT - GU INTERNATIONAL	12/28/2010-09/30/2011	FY2011 TRAFFIC ENFORCEMENT PROGRAM CONTRACT PERIOD:OCT 1,2010-SEPT 30,2011	23,325.26
A B WON PAT - GU INTERNATIONAL	12/28/2010-09/30/2011	FY2011 DUI ENFORCEMENT PROGRAM(AL110104) CONTRACT PERIOD:DEC 28,2010-SEPT 30,2011	11,018.91
A B WON PAT - GU INTERNATIONAL	03/15/2011-09/30/2011	FY2011 OPERATION BUCKLE UP GUAM CONTRACT TERM:MARCH 15,2011-SEPT 30,2011	9,570.00
AECOM PACIFIC, INC.	04/13/2010-09/30/2014	ROADWAY/BRIDGE DESIGN CONSULTANT SERVICE DATE APRIL 13,2010-SEPT 30,2014	200,000.00
AECOM PACIFIC, INC.	05/06/2010-09/30/2014	ROADWAY AND BRIDGE DESIGN CONSULTANT SERVICE DATE APRIL 20,2010-SEPT 30,2014	200,000.00
AECOM PACIFIC, INC.	09/29/2010-09/30/2011	TECHNICALSUPPORT SERVICES ISLANDWIDE SERVICE DATE SEPT 29,2010-SEPT 30,2011	625,000.00
ALPINE TECHNOLOGY CORPORATION	09/24/2009-09/30/2020	PROVISION EQUIPMENT,COMPUTER SOFTWARE SERVICE DATE AUG 19,2009-SEPT 30,2020	245,467.50
ASTORGA, CARMEN M.T.	05/03/2010-09/30/2020	ADM SERVICE SUPPORT	52,100.00
BEJESS ENTERPRISES INC	06/25/2009-09/30/2014		796,600.00
BEJESS ENTERPRISES INC	03/01/2011-09/30/2014	CHANGE ORDER#3 EXECUTIVE ORDER#2010-23 INCREASE ADDITIONAL WORK	15,955.00
BEJESS ENTERPRISES INC	03/01/2011-09/30/2014	CHANGE ORDER#4 EXECUTIVE ORDER#2010-23 INCREASE REMOVAL OF CONCRETE	2,875.50
BLACK CONSTRUCTION CO	02/18/2010-09/30/2012	LAYON LANDFILL ENTRANCE AREA FACILITIES SERVICE DATE FEB 18,2010 TO SEPT 30,2020	20,477,000.00
BLACK CONSTRUCTION CO	10/05/2010-09/30/2011	CHANGE ORDER#06-FOR THE DOORWAY REVISION TO RM102 OF THE GENERATOR/PUMP BUILDING	2,040.61
BLACK CONSTRUCTION CO	10/20/2010-09/30/2012	CHANGE ORDER#13 REVISED TRUCK SCALE	48,990.73
BLACK CONSTRUCTION CO	12/09/2010-04/30/2012	REHAB RT4 BRIDGES YONA/TALOF/INARTOGCHA CONTRACT PERIOD:DEC 9,2010-APRIL 30,2012	3,388,000.00
CASTRO, JONATHAN M.	05/03/2010-09/30/2020	ADM SERVICE SUPPORT	44,900.00
CENTRAL FEDERAL LANDS HIGHWAY	01/18/2004-09/30/2009	TO ESTABLISH ROLES,RESPONSIBILITIES,AND PROCESURES AT WHICH WORK DONE BY CFLHD	50,000.00
CENTRAL FEDERAL LANDS HIGHWAY	07/12/2006-09/30/2009	1ST AMENDMENT REF:C040601480 DTD 1/18/04 SUPPORT AGREEMENT #X68040009 FOR FLH	300,000.00

CHI CONSTRUCTION INC	02/01/2010-09/30/2014	MASSO RIVER BRIDGE RESTORATION SERVICE DATE FEB 1,2010 TO SEPT 30,2010	220,000.00
CHI CONSTRUCTION INC	02/03/2010-09/30/2014	MASSO RIVER BRIDGE RESTORATION SERVICE DATE FEB 1,2010 TO SEPT 30,2010	110,000.00
COMPASS REAL ESTATE CONSULTING	07/28/2010-09/30/2020	(CONDEMNATION CASE)NEW LAYON LANDFILL SERVICE DATE JULY 20,2010-SEPT 30,2020	75,000.00
CORE TECH INTERNATIONAL	08/17/2009-12/31/2011	RT 11 SHORE PROTECTION CABRAS PITI, GUAM SERVICE DATE AUG 17,2009-MAY 31,2010	3,000,000.00
CORE TECH INTERNATIONAL	12/11/2009-09/30/2012	LAYON, INARAJAN ACCESS ROAD/SEWER SERVICE DATE DEC 11,2009-SEPT 30,2012	26,800,000.00
CORE TECH INTERNATIONAL	09/30/2010-12/31/2011	CHANGE ORDER#1-ROUTE 11 SHORE PROTECTION CABRAS ISLAND, GUAM	371,416.19
CORE TECH INTERNATIONAL	12/22/2010-09/30/2012	CHANGE ORDER#5-INSTALLATION & RELOCATION OF MCV CABLE (OVERHEAD TO UNDERGROUND)	168,063.00
CORE TECH INTERNATIONAL	01/13/2011-12/31/2011	CHANGE ORDER#2 INCREASE/EXTENSION DATE EXECUTIVE ORDER NO.2010-23	957.18
DEPARTMENT OF PUBLIC WORK	08/02/2010-08/31/2013	ENGAGE IN A COMPREHENSIVE HISTORIC PRESERVATION PROGM THAT PROMOTES THE USE	187,212.79
DUENAS, CAMACHO & ASSOCIATES	04/02/2008-09/30/2009	RT10A(AIRPORT RD/CHALAN PASAJEROS RECON) SERVICE DATE 3/26/2008 THRU 9/30/2009	239,351.00
DUENAS, CAMACHO & ASSOCIATES	09/03/2008-09/30/2009	BILE/PIGUA BRIDGES RECONSTRUCTION SERVICE DATE 03/24/08 THRU 09/30/2009	121,527.00
DUENAS, CAMACHO & ASSOCIATES	10/19/2009-09/30/2011	AMEND#1-INCREASE FOR EXTEND SVC	576,223.00
DUENAS, CAMACHO & ASSOCIATES	10/20/2009-09/30/2011	AMENDMENT#1 ROUTE 17 PROJECT#GU-NH-0017 SERVICE DATE OCT 20,2009-SEPT 30,2011	160,534.00
DUENAS, CAMACHO & ASSOCIATES	03/01/2010-03/31/2011	TECHNICAL SUPPORT ISLANDWIDE INSPECTION SERVICE DATE MARCH 1,2010-MARCH 31,2011	200,000.00
DUENAS, CAMACHO & ASSOCIATES	04/13/2010-09/30/2014	ROADWAY/BRIDGE DESIGN CONSULTANT SERVICE DATE APRIL 13,2010-SEPT 30,2014	200,000.00
DUENAS, CAMACHO & ASSOCIATES	09/30/2010-09/30/2014	RT27 RECON/DRAINAGE FINEGAY(HARMON/TAM) SERVICE DATE APRIL 12,2010-SEPT 30,2014	434,577.00
DUENAS, CAMACHO & ASSOCIATES	11/15/2010-11/30/2011	AMEND#2-ROUTE 17 REHABILITATION & WIDENING (ROUTE 5 TO ROUTE 4)	64,395.00
DUENAS, CAMACHO & ASSOCIATES	11/23/2010-12/31/2011	AMEND#1 INCREASE ROUTE 10A(AIRPORT ROAD) SERVICE DATE NOV 23,2010-DEC 31,2011	555,598.00
DUENAS, CAMACHO & ASSOCIATES	11/23/2010-09/30/2015	AMEND#1 INCREASE BILE/PIGUA RECONSTRUCT SERVICE DATE NOV 23,2010-SEPT 30,2015	267,070.10
DUENAS, CAMACHO & ASSOCIATES	12/09/2010-09/30/2011	ALPACHO BRIDGE REPLACEMENT PROJECT CONTRACT TIME:DEC 9,2010 TO SEPT 30,2011	261,803.00
E.M. CHEN & ASSOCIATES INC	03/20/2006-09/30/2014	ROUTE 14B (YPAO ROAD)RECONSTRUCTION AND WIDENING(ROUTE 1 TO ROUTE 14)	192,761.00
E.M. CHEN & ASSOCIATES INC	05/20/2009-09/30/2014	AMENDMENT#1 RT14B(YPAO RD)RECONSTRUCTION SERVICE DATE MAY 20,2009 TO SEPT 30,2014	109,995.00
E.M. CHEN & ASSOCIATES INC	07/02/2010-09/30/2014	AMEND#2 INCREASE RECON/WIDENING YPAO RD SERVICE DATE JULY 2,2010-SEPT 30,2014	34,616.00

EA ENGINEERING, SCIENCE	12/23/2009- 12/23/2011	TECHNICAL ASSISTANCE RECEIVER-SW-09-05 SERVICE DATE DEC 23,2009-DEC 23,2011	857,750.00
GUAM CONSTRUCTION COMPANY	11/19/2009- 09/30/2014	ROUTE 25 RECONSTRUCTION AND WIDENING SERVICE DATE NOV 19,2009-NOV 30,2010	450,099.00
GUAM CONSTRUCTION COMPANY	12/01/2009- 09/30/2014	ROUTE 25 RECONSTRUCTION AND WIDENING SERVICE DATE NOV 19,2009-NOV 30,2010	6,336,901.00
GUAM FIRE DEPARTMENT	02/16/2011- 09/30/2011	MOU REPAIR VEHICLES/AMBULANCES/FIRE TRUC CONTRACT TERM FEB 16,2011-APRIL 12,2011	200,000.00
HAWAIIAN ROCK PRODUCTS	01/04/2009- 09/30/2009	CHANGE ORDER#3 SERVICE DATE DEC 29,2008 TO SEPT 30,2009	58,851.62
HAWAIIAN ROCK PRODUCTS	04/30/2009- 10/31/2011	ROUTE 4 RESURFACING(MC DONALDS-ROUTE 10) SERVICE DATE APRIL 30,2009-JUNE 30,2010	14,900,495.00
HAWAIIAN ROCK PRODUCTS	05/07/2010- 10/31/2011	CHANGE ORDER#1 INCREASE SERVICE DATE APRIL 29,2010-AUG 31,2011	171,147.00
HAWAIIAN ROCK PRODUCTS	08/16/2010- 10/31/2011	CHANGE ORDER#4-INCREASE CONTRACT BALANCE	1,192,695.00
HAWAIIAN ROCK PRODUCTS	01/21/2011- 09/30/2014	CHANGE ORDER#6 INCREASE	6,838.92
HAWAIIAN ROCK PRODUCTS	01/21/2011- 09/30/2014	CHANGE ORDER#7 INCREASE	12,973.91
HIGHWAY SAFETY SERVICES, LLC	11/30/2009- 06/30/2010	ISLANDWIDE SCHOOL ZONE SIGNS SERVICE DATE NOV 30,2009-JUNE 30,2010	258,595.00
HIGHWAY SAFETY SERVICES, LLC	01/13/2011- 04/30/2011	CHANGE ORDER#2 FINAL INCREASE/EXTENSION EXECUTIVE ORDER NO.2010-23	166,023.10
HNC ARCHITECT INC	10/01/1999- 12/30/2002	DESIGN OF TUMON POLICE PRECINCT FACILITY	53,000.00
HNTB CORPORATION	01/21/2011- 12/14/2011	TECHNICAL SUPPORT SERVICE-ISLANDWIDE CONTRACT TERM:DEC 14,2010-DEC 14,2011	625,000.00
HUBTEC INTERNATIONAL CORP.	01/07/2010- 09/30/2014	ROUTE 2 CULVERTS AND SLIDE REPAIR SERVICE DATE JAN 7,2010 TO SEPT 30,2010	1,582,000.00
HUBTEC INTERNATIONAL CORP.	01/07/2010- 09/30/2014	ROUTE 2 CULVERTS AND SLIDE REPAIR SERVICE DATE JAN 7,2010 TO SEPT 30,2010	253,040.00
IBANEZ, LINDA J.	10/20/2010- 09/30/2011	SERVICES RENDERED(DTD:10/01/10-09/30/11)	96,600.00
INTERNATIONAL BRIDGE CORP.	09/30/2009- 09/30/2014	ROUTE 15 RESTORATION(TON ROBIT STREET) SERVICE DATE OCT 5,2009-SEPT 30,2014	942,678.00
JM ROBERTSON INC. DBA AMORIENT	09/29/2010- 09/30/2011	TECH SUPP ISLWIDE CONSTRU MANAGEMENT SVR SERVICE DATE SEPT 29,2010-SEPT 30,2011	625,000.00
JUDICIARY OF GUAM	12/28/2010- 09/30/2011	FY2011 DWI ENHANCEMENT PROJECT(AL110107) CONTRACT PERIOD:OCT 1,2010-SEPT 30,2011	46,319.40
KINDEN CORPORATION	01/15/2009- 09/30/2012	RT1 SKATE PARK BARRIER SIGNALIZA(DEDEDO) SERVICE DATE JAN 15,09 TO SEPT 30,2010	538,882.00
KINDEN CORPORATION	09/28/2009- 09/30/2014	INTERSECTION SIGNALIZATION PROJECT SERVICE DATE OCT 05,2009-SEPT 30,2014	4,502,542.33
KINDEN CORPORATION	01/13/2011- 09/30/2012	CHANGE ORDER#2 FINAL INCREASE EXECUTIVE ORDER NO.2010-23	9,507.11
KINDEN CORPORATION	01/21/2011- 09/30/2014	CHANGE ORDER#1 INCREASE RT16 HAPPY MART EXECUTIVE ORDER NO. 2010-23	129,713.82

LEDGE LIGHT TECHNOLOGIES INC.	12/28/2010-09/30/2011	AMENDEMENT#8-ISLAND WIDE TRAFFIC SAFETY INFORMATION SYSTEM (GU-NH-TSIS(001)	774,861.60
MACTEC ENGINEERING AND	05/06/2010-09/30/2014	ROADWAY AND BRIDGE DESIGN CONSULTANT SERVICE DATE MARCH 1,2010-SEPT 30,2014	200,000.00
MAEDA PACIFIC CORPORATION	01/25/2006-12/31/2011	RTE3 RECONSTRUCTION AND WIDENING (RTE28-RTE9) Y-SENGSONG ROAD	5,840,000.00
MAEDA PACIFIC CORPORATION	09/29/2009-09/30/2020	CHANGE ORDER#2 ROCK EXCAVATION SERVICE DATE SEPT 30,2009- SEPT 30,2020	462,000.00
MAEDA PACIFIC CORPORATION	12/09/2009-12/15/2009	CHANGE ORDER#3 TURF ESTABLISHMENT SERVICE DATE SEPT 30,2009-SEPT 30,2020	92,400.00
MAEDA PACIFIC CORPORATION	02/03/2010-02/28/2012	INTERSECTION TRAFFIC SIGNAL UPGRADE SERVICE DATE JULY 29,2009-SEPT 30,2010	1,448,000.00
MAEDA PACIFIC CORPORATION	04/30/2010-09/30/2020	CHANGE ORDER INCREASE/EXTENSION SERVICE DATE APRIL 30,2010-SEPT 30,2020	1,027,114.00
MAEDA PACIFIC CORPORATION	07/07/2010-09/30/2020	AMEND#5 INCREASE ACCESS RD F-MONITR WELL SERVICE DATE JULY 7,2010 TO SEPT 30,2020	17,965.50
MAEDA PACIFIC CORPORATION	07/07/2010-09/30/2020	AMEND#6 INCREASE DRAINAGE FACILITIES SERVICE DATE JULY 7,2010 TO SEPT 30,2020	61,706.00
MAEDA PACIFIC CORPORATION	11/04/2010-09/30/2015	CHG ORDER#1 RECONST PALE SAN VICTORES RD SERVICE DATE NOV 4,2010-SEPT 30,2015	1,800,000.00
MICRONESIAN APPRAISAL	07/28/2010-09/30/2020	(CONDEMNATION CASE)NEW LAYON LANDFILL SERVICE DATE JULY 28,2010-SEPT 30,2020	50,000.00
N C MACARIO & ASSOCIATES	09/29/2010-09/30/2011	TECHNICAL SUPPORT SERVICES ISLANDWIDE SERVICE DATE SEPT 29,2010-SEPT 30,2011	625,000.00
N C MACARIO & ASSOCIATES	10/01/2010-02/28/2011	INARAJAN,GUAM NORTH LEG(AS-MISA)BRIDGE SERVICE DATE OCT 1,2010-FEB 28,2011	221,325.77
NIPPO CORPORATION	12/18/2008-09/30/2010	ISLANDWIDE PAVEMENT MARKING SERVICE DATE DEC 18,2008-SEPT 30,2010	1,625,300.00
- NIPPO CORPORATION	07/05/2009-09/30/2011	ISLANDWIDE GUARDRAIL REPLACEMENT PROJECT#GU-NH-HE66(102)	3,497,000.00
NIPPO CORPORATION	11/13/2009-09/30/2014	RT4 WIDENING(YLIG BRIDGE-PAGO BAY/RT17) SERVICE DATE NOV 13,2009 TO NOV 30,2010	3,372,500.00
NIPPO CORPORATION	11/13/2009-09/30/2014	RT4 WIDENING(YLIG BRIDGE-PAGO BAY/RT 17) SERVICE DATE NOV 13,09 TO NOV 30,2010	477,500.00
NIPPO CORPORATION	01/04/2010-09/30/2010	CHG ORDER#2 ISLANDWIDE PAVEMENT MARKING SERVICE DATE JAN 04,2010 TO SEPT 30,2010	226,880.60
PARSON'S BRINCKERHOFF INTL INC	10/28/2008-09/30/2011	CHANGE ORDER#3 DYNASMART MODEL DEVELOPME TASK ORDER#1A SVC DATE 10/28/08-1/31/09	185,787.00
PARSON'S BRINCKERHOFF INTL INC	04/09/2009-09/30/2011	AMEND#8 ISLANDWIDE PROGRAM SERVICE DATE MARCH 18,2009-SEPT 30,2011	10,948,998.00
PARSONS TRANSPORTATION GRP INC	03/03/2008-09/30/2011	4TH AMEND ISLANDWIDE PROGRAM TASK#PTG1 SERVICE DATE MARCH 3,08 THRU FEB 22,2009	6,372,969.00
PARSONS TRANSPORTATION GRP INC	05/22/2008-09/30/2011	TASK ORDER#PTG4-ISLANDWIDE MANAGEMENT SERVICES	455,038.00
PARSONS	07/02/2010-	AMEND#4 ISLANDWIDE MANAGEMENT PROGRAM	7,055,733.12

TRANSPORTATION GRP INC	09/30/2014	SERVICE DATE JULY 02,2010-SEPT 30,2014	
PARSONS TRANSPORTATION GRP INC	07/02/2010- 09/30/2014	AMEND#4 ISLANDWIDE MANAGEMENT PROGRAM SERVICE DATE JULY 02,2010-SEPT 30,2014	100,000.00
PARSONS TRANSPORTATION GRP INC	07/02/2010- 09/30/2014	AMEND#4 ISLANDWIDE MANAGEMENT PROGRAM SERVICE DATE JULY 02,2010-SEPT 30,2014	900,000.00
PB AMERICAS, INC.	07/29/2010- 11/27/2011	CHANGE ORDER#1-ISLANDWIDE PROGRAM MANAGEMENT SERVICES (GU-NH-IPMS(002))	5,952,405.00
REX INTERNATIONAL INC	06/29/2010- 02/28/2011	RT6A(MURRAY RD)EMBANKMENT RESTORATION SERVICE DATE JUNE 29,2010 TO FEB 28,2011	312,275.00
SERISOLA & ASSOCIATES, INC	10/05/2009- 06/21/2014	AMEND#1 RECONSTRUCTION/WIDENING RT1-RT15 SERVICE DATE OCT 5,2009-DEC 11,2011	205,850.40
SHAW ENVIRONMENTAL AND	01/15/2009- 04/30/2010	CONSENT DECREE SOLID WASTE LANDFILL SERVICE DATE JAN 15,2009 TO DEC 31,2011	100,000.00
SHAW ENVIRONMENTAL AND	02/10/2010- 02/10/2011	AMEND#3 CONSENT DECREE #DPW-SW-2006(003) SERVICE DATE FEB 10,2010 TO FEB 10,2011	40,000.00
SMITHBRIDGE GUAM, INC.	11/10/2010- 12/31/2011	REPLACEMENT YILG BRIDGE(PHASE 2) SERVICE DATE NOV 10,2010 TO DEC 31,2011	7,997,604.00
SSFM INTERNATIONAL, INC.	04/13/2010- 09/30/2014	ROADWAY AND BRIDGE DESIGN CONSULTANT SERVICE DATE APRIL 13,2010-SEPT 30,2014	200,000.00
SSFM INTERNATIONAL, INC.	05/06/2010- 09/30/2014	ROADWAY AND BRIDGE DESIGN CONSULTANT SERVICE DATE MAY 6,2010-SEPT 30,2014	200,000.00
SSFM INTERNATIONAL, INC.	09/29/2010- 09/30/2011	TECHNICAL SUPPORT SERVICES ISLANDWIDE SERVICE DATE SEPT 29,2010-SEPT 30,2011	625,000.00
SUMITOMO CONST CO LTD	01/04/2010- 09/30/2011	ROUTE 14 RESURFACING SERVICE DATE JAN 4,2010 TO SEPT 30,2010	9,227,465.00
SUMITOMO CONST CO LTD	06/21/2010- 04/30/2011	RT17 RECONST/WIDENING ROUTE4 TO ROUTE4A SERVICE DATE JUNE 21,2010-APRIL 30,2011	5,200,000.00
SUMITOMO CONST CO LTD	06/21/2010- 04/30/2011	RT17 RECONST/WIDENING ROUTE4 TO ROUTE4A SERVICE DATE JUNE 21,2010-APRIL 30,2011	219,932.50
SUMITOMO CONST CO LTD	03/01/2011- 12/30/2011	ROUTE7A REHAB AND SAFETY PROJECT CONTRACT TERM:MARCH 1,2011-DEC 30,2011	4,746,000.00
TG ENGINEERS, PC	06/12/2006- 12/31/2011	1ST AMENDMENT RT25 & RT26 TO NEW BELLO ROAD	77,936.00
TG ENGINEERS, PC	06/13/2006- 09/30/2011	3RD AMENDMENT NEW SOLID WASTE LANDFILL	1,562,096.00
TG ENGINEERS, PC	07/31/2006- 09/30/2011	AMEND #4 RIGHT-OF-WAY/ACCESS ROAD NEW MUNICIPAL SOLID WASTE LANDFILL	64,968.00
TG ENGINEERS, PC	09/13/2006- 06/30/2010	AMENDMENT#5 NEW MUNICIPAL SOLID WASTE LANDFILL FIELDWORK MODEL/REPORT	1,500,000.00
TG ENGINEERS, PC	03/27/2007- 09/30/2011	ENVIRONMENTAL & ENGINEERING SVC FOR THE DESIGN OF NEW SOLID WASTE LANDFILL	790,348.00
TG ENGINEERS, PC	12/31/2008- 09/30/2009	AMEND#8 SOLID WASTE LANDFILL LEACHATE SERVICE DATE DEC 31,2008-SEPT 30,2009	276,847.00
TG ENGINEERS, PC	08/11/2009- 09/30/2011	AMENDMENT#11 NEW SOLID WASTE LANDFILL	133,000.00

TG ENGINEERS, PC	10/19/2009- 12/31/2011	ROUTE 29 RECONSTRUCTION/WIDENING SERVICE DATE OCT 19,2009-DEC 31,2011	498,652.00
TG ENGINEERS, PC	10/01/2010- 09/30/2011	TECHNICAL SUPPORT SERVICES ISLANDWIDE SERVICE DATE SEPT 29,2010-SEPT 30,2011	625,000.00
TG ENGINEERS, PC	12/23/2010- 09/30/2012	AMEND#13-ENGINEERING & ENVIRONMENTAL SVC PROJECT#DPW-SW2004(003)(MSWLF)	1,177,329.00
UNIVERSITY OF GUAM	08/20/2010- 09/30/2011	TECHNICAL SUPPORT SERVICES ISLANDWIDE ARCHAEOLOGICAL	200,000.00
USDA/NRCS	01/12/2011- 09/30/2011	NIMITZ HILL ESTATES LANDSLIDE WATERSHED CONTRACT TIME:JAN 1,2011 TO SEPT 30,2011	115,040.78
WINZLER AND KELLY	02/04/2010- 09/30/2013	CONSTRUCTION MANAGEMENT SERVICES SERVICE DATE FEB 4,2010 TO SEPT 30,2013	3,875,284.00
WINZLER AND KELLY	02/10/2010- 12/31/2011	AMEND#2 INCREASE REPLACE AGFAYAN BRIDGE SERVICE DATE FEBUARY 10,2010-DEC 31,2011	234,940.38
WINZLER AND KELLY	02/14/2011- 09/30/2013	AMEND#1 RECIEVER SW-0903 LAYON LANDFILL CONTRACT TERM:FEB 14,2011-SEPT 30,2013	1,000,000.00
DEPARTMENT OF PUBLIC WORKS TOTALS:			189,856,646.63

GRAND TOTAL:

189,856,646.63



The Honorable
EDDIE BAZA CALVO
Governor

The Honorable
RAY TENORIO
Lt. Governor



JOANNE M.S. BROWN

Director

CARL DOMINGUEZ

Deputy Director

April 28, 2011

The Honorable Speaker Judith T. Won Pat
I Mina' Trentai Unu Na Liheslaturan Guahan
155 Hesler Place
Hagatna, Guam 96910

Re: FY2011 Second Quarter – Project Accounting Status Report – PL 30-216

Dear Madam Speaker Won Pat:

Buenas yan Håfa A'dai!

Transmitted herewith is Department of Public Works' Project Accounting States Report per PL 30-216 for FY2011 Second Quarter Reporting Requirement for the quarter ended March 31, 2011. PL 30-216 authorized \$1.8M to DPW for six (6) projects as it relates to Bus and Bus Shelters. These projects are listed as follows:

1. Tools and Equipment
2. Preventive Maintenance Services
3. Repair & Restoration of Inoperable School Buses
4. Rental of School Buses
5. Repair of Bus Sub- Stations
6. Construction of Wooden Bus Shelters

The Financial Report can be reviewed on our DPW website: www.dpw.guam.gov

Should you have any questions, please do not hesitate to contact Mrs. Arleen U. Pierce, Controller at 646-3154 or 646-3231.

Un Dangkulo Na Si Yu'os Ma'ase!


CARL V. DOMINGUEZ
Acting Director

Attachment

Cc: Office of the Public Auditor, OPA
Bureau of Budget & Management Research, BBMR
Department of Administration

DEPT/AGENCY CERTIFICATION
This is to certify the accuracy of
the information contained herein.

CARL V. DOMINGUEZ, Acting
Director of Public Works

Department of Public Works

FY2011 PL30-216 \$1.8M - Summary Report of Budget to Actuals
Fiscal Year Ending September 30, 2011

Reported as of: March 31, 2011

DPW OVERALL ACCOUNT & PROJECT SUMMARY		DPW's 2nd Qtr Report		
Project Name	Authorized Budget (1)	Actual Expenditure/ Encumbrance (3)	Funds Available (4)	% Used
Transportation Maintenance Division				
	5224A111020EQ206 / PM205 / RR204			
Tools & Equipment	\$100,000.00	\$33,790.44	\$66,209.56	34%
Preventive Maintenance (2)	\$507,722.35	\$192,344.36	\$315,377.99	38%
Repair & Restoration (2)	\$992,277.65	\$901,425.63	\$90,852.02	91%
Total:	\$1,600,000.00	\$1,127,560.43	\$472,439.57	70%
Bus Operations Division				
	5224A111030RE202 / ST203			
Rental of School Buses	\$100,000.00	\$100,000.00	\$0.00	100%
Repair of 7 Bus Satellites	\$54,413.00	\$0.00	\$54,413.00	0%
Total:	\$154,413.00	\$100,000.00	\$54,413.00	65%
Building Maintenance Division				
	5224A111040SH204			
Construction of Wooden Bus Shelters	\$100,000.00	\$71,958.45	\$28,041.55	72%
Total:	\$100,000.00	\$71,958.45	\$28,041.55	72%
DPW Sub-Total:	\$1,854,413.00	\$1,299,518.88	\$554,894.12	70%

OTHER AGENCY OVERALL ACCOUNT & PROJECT SUMMARY

Project Name	Authorized Budget (1)	Actual Expenditure/ Encumbrance (3)	Funds Available (4)
Guam Fire Department (5)			
	5224A111000GF204 / 5100Z114200WL407		
Repair of GFD Vehicles	\$200,000.00	\$62,699.23	\$137,300.77
Total:	\$200,000.00	\$62,699.23	\$137,300.77
Guam Police Department (5)			
	5224A111000GP203 / 5100Z111200WL428		
Repair of GPD Cars and Cycles	\$200,000.00	\$194,083.18	\$5,916.82
Total:	\$200,000.00	\$194,083.18	\$5,916.82
Other Agency Sub-Total:	\$400,000.00	\$256,782.41	\$143,217.59
Public Law 30-216 Grand Total:	\$2,254,413.00	\$1,556,301.29	\$698,111.71

FOOTNOTES:

Prepared by B. Narcis

- (1) Appropriation amounts per Public Law
- (2) Appropriation amounts per Public Law with Budget Modifications
- (3) Actual Expenditures & Encumbrances: (To include purchase orders, requisitions and PO's and liquidation of balances)
Expenditures are costs incurred and liabilities arising from acquisition of goods, services, equipment, infrastructure and other operational costs including personnel costs. Encumbrances are commitments related to unperformed (executory) contracts for goods or services and are generally evidenced by outstanding purchase orders, contracts and intradepartmental work requests and memorandum of understandings. Encumbrances are reported as reservations of fund balances since they do not constitute expenditures or liabilities.
- (4) Net amount available for use (results from Appropriation amount less expenditures/encumbrances)
- (5) Amounts appropriated for GFD & GPD using the 5100Z account.

Run Date . : 4/28/11 STATEMENT OF APPROPRIATIONS, ALLOTMENT, OUTSTANDING ENCUMBRANCE AND EXPENDITURES
 Run Time . : 9:38:50

Page . : 1
 Program: PRTAPPN

User ID. . . : DPWNARCB
 To date. . . : 3/2011
 Account. . . : 5224A1110
 Dept/Division :

Exclude Object Codes:

Account Number	Account Name				
<u>Tot Appropriation</u>	<u>YTD Allotment</u>	<u>YTD Expenditures</u>	<u>O/S Encumbrance</u>	<u>Available Funds</u>	<u>Unalloted Balance</u>
5224A111000GF204280	REPAIR OF GFD VEHICLES				
200,000.00	200,000.00	2,500.77	197,499.23		

GF204 PROGRAM TOTALS	Count:	1			
200,000.00	200,000.00	2,500.77	197,499.23		

5224A111000GP203280	REPAIR OF GPD PATROL CARS				
200,000.00	200,000.00		200,000.00		

GP203 PROGRAM TOTALS	Count:	1			
200,000.00	200,000.00		200,000.00		

00 DIVISION TOTALS	Count:	2			
400,000.00	400,000.00	2,500.77	397,499.23		

5224A111020EQ206250	TOOLS AND EQUIPMENT				
90,000.00	90,000.00	342.00	25,668.45	63,989.55	
5224A111020EQ206450	TOOLS AND EQUIPMENT				
10,000.00	10,000.00		7,779.99	2,220.01	

EQ206 PROGRAM TOTALS	Count:	2			
100,000.00	100,000.00	342.00	33,448.44	66,209.56	

5224A111020PM205111	PREVENTIVE MAINTENANCE BUSES				
5224A111020PM205112	PREVENTIVE MAINTENANCE BUSES				
38,902.47	38,902.47	5,199.13		33,703.34	
5224A111020PM205113	PREVENTIVE MAINTENANCE BUSES				
10,875.18	10,875.18	1,305.19		9,569.99	
5224A111020PM205230	PREVENTIVE MAINTENANCE BUSES				
45,222.35	45,222.35	5,457.50	9,541.50	30,223.35	
5224A111020PM205240	PREVENTIVE MAINTENANCE BUSES				
412,722.35	412,722.35	16,567.20	154,273.84	241,881.31	

PM205 PROGRAM TOTALS	Count:	5			
507,722.35	507,722.35	28,529.02	163,815.34	315,377.99	

5224A111020RR204111	REPAIR AND RESTOR SCHOOL BUSES				
552.83	552.83	622.09		69.26-	
5224A111020RR204112	REPAIR AND RESTOR SCHOOL BUSES				
38,349.64	38,349.64	22,605.20		15,744.44	
5224A111020RR204113	REPAIR AND RESTOR SCHOOL BUSES				
10,875.18	10,875.18	5,498.34		5,376.84	
5224A111020RR204230	REPAIR AND RESTOR SCHOOL BUSES				
942,500.00	942,500.00		872,700.00	69,800.00	

Run Date . : 4/28/11 STATEMENT OF APPROPRIATIONS, ALLOTMENT, OUTSTANDING ENCUMBRANCE AND EXPENDITURES
 Run Time . : 9:38:50

Page . : 2
 Program: PRTAPPN

User ID . . . : DPWNARCB
 To date . . . : 3/2011
 Account . . . : 5224A1110
 Dept/Division :

Exclude Object Codes:

<u>Account Number</u>	<u>Account Name</u>					
<u>Tot Appropriation</u>	<u>YTD Allotment</u>	<u>YTD Expenditures</u>	<u>O/S Encumbrance</u>	<u>Available Funds</u>	<u>Unallotted Balance</u>	
RR204 PROGRAM TOTALS	Count:	4				
992,277.65	992,277.65	28,725.63	872,700.00	90,852.02		
20 DIVISION TOTALS	Count:	11				
1,600,000.00	1,600,000.00	57,596.65	1,069,963.78	472,439.57		
5224A111030RE202230 RENTAL OF SCHOOL BUSES						
100,000.00	100,000.00	87,812.00	12,188.00			
RE202 PROGRAM TOTALS	Count:	1				
100,000.00	100,000.00	87,812.00	12,188.00			
5224A111030ST203230 REPAIR AT 7 BUS SUBSTATIONS						
5224A111030ST203240 REPAIR AT 7 BUS SUBSTATIONS						
54,413.00	54,413.00			54,413.00		
ST203 PROGRAM TOTALS	Count:	2				
54,413.00	54,413.00			54,413.00		
30 DIVISION TOTALS	Count:	3				
154,413.00	154,413.00	87,812.00	12,188.00	54,413.00		
5224A111040SH204111 CONSTRUCT WOODEN BUS SHELTERS						
5224A111040SH204112 CONSTRUCT WOODEN BUS SHELTERS						
21,560.00	21,560.00			21,560.00		
5224A111040SH204113 CONSTRUCT WOODEN BUS SHELTERS						
6,271.00	6,271.00			6,271.00		
5224A111040SH204240 CONSTRUCT WOODEN BUS SHELTERS						
72,169.00	72,169.00		71,958.45	210.55		
SH204 PROGRAM TOTALS	Count:	4				
100,000.00	100,000.00		71,958.45	28,041.55		
40 DIVISION TOTALS	Count:	4				
100,000.00	100,000.00		71,958.45	28,041.55		
10 DEPARTMENT TOTALS:	Count:	20				
2,254,413.00	2,254,413.00	147,909.42	1,551,609.46	554,894.12		
A11 APTYP+FY TOTALS:	Count:	20				
2,254,413.00	2,254,413.00	147,909.42	1,551,609.46	554,894.12		
224 FUND TOTALS:	Count:	20				
2,254,413.00	2,254,413.00	147,909.42	1,551,609.46	554,894.12		
FINAL TOTALS	Count:	20				
2,254,413.00	2,254,413.00	147,909.42	1,551,609.46	554,894.12		

Run Date . : 4/28/11 STATEMENT OF APPROPRIATIONS, ALLOTMENT, OUTSTANDING ENCUMBRANCE AND EXPENDITURES
 Run Time . : 9:39:32

Page . : 1
 Program: PRTAPPN

User ID. . . : DPWNARCB
 To date. . . : 3/2011
 Account. . . : 5100Z114200WL
 Dept/Division :

Exclude Object Codes:

Account Number	Account Name					
Tot Appropriation	YTD Allotment	YTD Expenditures	O/S Encumbrance	Available Funds	Unallotted Balance	
5100Z114200WL407230	REPAIR OF GFD VEHICLES					
	104,900.00	1,876.00	48,624.00	54,400.00	104,900.00-	
5100Z114200WL407240	REPAIR OF GFD VEHICLES					
	95,100.00	624.77	14,075.23	80,400.00	95,100.00-	
5100Z114200WL407800	REPAIR OF GFD VEHICLES					
	2,500.77-	2,500.77-			2,500.77	

WL407 PROGRAM TOTALS	Count:	3				
	197,499.23		62,699.23	134,800.00	197,499.23-	

00 DIVISION TOTALS	Count:	3				
	197,499.23		62,699.23	134,800.00	197,499.23-	

42 DEPARTMENT TOTALS:	Count:	3				
	197,499.23		62,699.23	134,800.00	197,499.23-	

Z11 APTYP+FY TOTALS:	Count:	3				
	197,499.23		62,699.23	134,800.00	197,499.23-	

100 FUND TOTALS:	Count:	3				
	197,499.23		62,699.23	134,800.00	197,499.23-	

FINAL TOTALS	Count:	3				
	197,499.23		62,699.23	134,800.00	197,499.23-	

Run Date . : 4/28/11 STATEMENT OF APPROPRIATIONS, ALLOTMENT, OUTSTANDING ENCUMBRANCE AND EXPENDITURES
 Run Time . : 9:39:16

Page . : 1
 Program: PRTAPPN

User ID. . . : DPWNARCB
 To date. . . : 3/2011
 Account. . . : 5100Z111200WL
 Dept/Division :

Exclude Object Codes:

<u>Account Number</u>	<u>Account Name</u>	<u>YTD Allotment</u>	<u>YTD Expenditures</u>	<u>O/S Encumbrance</u>	<u>Available Funds</u>	<u>Unallotted Balance</u>
5100Z111200WL428230	REPAIR OF GPD CARS AND CYCLES	80,000.00		76,054.73	3,945.27	80,000.00-
5100Z111200WL428240	REPAIR OF GPD CARS AND CYCLES	120,000.00		118,028.45	1,971.55	120,000.00-
5100Z111200WL428800	REPAIR OF GPD CARS AND CYCLES					

WL428 PROGRAM TOTALS	Count:	3				
	200,000.00			194,083.18	5,916.82	200,000.00-

00 DIVISION TOTALS	Count:	3				
	200,000.00			194,083.18	5,916.82	200,000.00-

12 DEPARTMENT TOTALS:	Count:	3				
	200,000.00			194,083.18	5,916.82	200,000.00-

Z11 APTYP+FY TOTALS:	Count:	3				
	200,000.00			194,083.18	5,916.82	200,000.00-

100 FUND TOTALS:	Count:	3				
	200,000.00			194,083.18	5,916.82	200,000.00-

FINAL TOTALS	Count:	3				
	200,000.00			194,083.18	5,916.82	200,000.00-



The Honorable
EDDIE BAZA CALVO
Governor

The Honorable
RAY TENORIO
Lt. Governor



JOANNE M.S. BROWN

Director

CARL DOMINGUEZ

Deputy Director

April 28, 2011

The Honorable Speaker Judith T. Won Pat
I Mina' Trentai Unu Na Liheslaturan Guahan
155 Hesler Place
Hagatna, Guam 96910

Re: FY2011 Second Quarter Report - Staffing Pattern

Dear Madam Speaker Won Pat:


Buenas yan Hafa Adai! Transmitted herewith is the Department of Public Work's Staffing Pattern for FY2011 Second Quarter Reporting Requirement for the quarter ended January 1, 2011 to March 31, 2011.

Please be advised that our Staffing Pattern does not include the Solid Waste Management Division, which will be provided by the Receivership Gershman, Britner & Bratton, Inc. (GBB) as appointed by the U.S. District Court of Guam.

The attached Staffing Pattern and summary can be reviewed on our website at: www.dpw.guam.gov

Should you have any questions, please do not hesitate to contact Mrs. Arleen U. Pierce, Controller at 646-3154 or 646-3231.

Un Dangkulo Na Si Yu'os Ma'ase!


CARL DOMINGUEZ
Acting Director

Attachment:

- FY2011 Staffing Pattern
- Overall Summary Schedule

Cc: Office of the Public Auditor, OPA
Bureau of Budget & Management Research, BBMR
Guam State Clearing House (Federal Funded Program Only)
Department of Administration

FUNCTIONAL AREA: Infrastructure, Utilities and Transportation
DEPARTMENT/AGENCY: Public Works
PROGRAM:
FUND: General, Guam Highway and Federal

Government of Guam
Fiscal Year 2011
Agency Staffing Pattern
(CURRENT)
Warm Bodies and Funded Vacancies

Department/Agency Head Certification

as to the accuracy of information contained herein:

JOANNE S. BROWN

DIRECTOR OF DEPARTMENT OF PUBLIC WORKS

4/28/11

DATE

Input by Department										Input by Department																													
(A)		(B)		(C)		(D)		(E)		(F)		(G)		(H)		(I)		(J)		(K)		(L)		(M)		(N)		(O)		(P)		(Q)		(R)		(S)			
No.	Position Number	Position Title		Name of Incumbent		Grade/ Step		Salary		Law Enforcement 10% (2 YRS) / Overtime		Special		Increment Date		Amt.		(E+F+G+I) Subtotal		Retirement (F * 27.46%)		Retire (DDI) (\$18.40*26PP)		Social Security (6.2% * J)		Medicare (1.45% * F)		Life (I/)		Medical (Premium)		Dental (Premium)		Total Benefits (K thru Q)		(J + R) TOTAL			
GENERAL FUND																																							
1	20	1000 ADMINISTRATION		5100A121000GA001-111/113				803,989		6,732		20,465				6,232		837,418		229,955		2,874		0		11,101		3,480		53,382		3,586		304,378		1,141,796			
1	6	1000 ADMINISTRATION		5100A121000GA001-111/113				205,274		0		0				0		205,274		56,368		2,257		0		2,146		1,044		14,608		818		77,242		282,516			
26		ADMINISTRATION		TOTAL				\$1,009,263		\$6,732		\$20,465				\$6,232		\$1,042,692		\$286,323		\$5,131		\$0		\$13,247		\$4,524		\$67,991		\$4,404		\$381,620		\$1,424,312			
2	21	1020 TRANSPORTATION MAINT		5100A111020SE009-111/113				786,654		0		\$ 11,074				5,338		803,066		220,522		3,353		0		8,750		3,654		62,282		3,763		302,325		1,105,391			
2	1	1020 TRANSPORTATION MAINT		5100A111020SE009-111/113				26,520		0		\$0				0		26,520		7,282		0		0		0		0		0		0		0		7,282		33,802	
22		TRANSPORTATION MAINT		TOTAL				\$813,174		\$0		\$11,074				\$5,338		\$829,586		\$227,804		\$3,353		\$0		\$8,750		\$3,654		\$62,282		\$3,763		\$309,607		\$1,139,193			
3	149	1030 BUS OPERATIONS		5100A121030SE016-111/113				4,115,461		0		\$ 18,244				25,325		4,159,030		1,142,070		47,900		0		59,746		26,448		377,226		19,419		1,672,808		5,831,838			
3	12	1030 BUS OPERATIONS		5100A121030SE016-111/113				158,715		0		\$0				0		158,715		43,583		4,311		0		2,301		1,566		36,314		1,879		89,955		248,670			
161		BUS OPERATIONS		TOTAL				\$4,274,176		\$0		\$18,244				\$25,325		\$4,317,745		\$1,185,653		\$52,211		\$0		\$62,047		\$28,014		\$413,540		\$21,298		\$1,762,763		\$6,080,508			
190		GF WARM BODIES		TOTAL				\$ 5,706,104		\$ 6,732		\$ 49,783				\$ 36,895		\$ 5,799,514		\$ 1,592,547		\$ 54,127		\$ -		\$ 79,597		\$ 33,582		\$ 492,891		\$ 26,768		\$ 2,279,511		\$ 8,079,026			
19		GF VACANCIES		TOTAL				\$ 390,509		\$ -		\$ -				\$ -		\$ 390,509		\$ 107,234		\$ 6,568		\$ -		\$ 4,447		\$ 2,610		\$ 50,923		\$ 2,697		\$ 174,479		\$ 564,988			
209		GF		TOTAL				\$ 6,096,613		\$ 6,732		\$ 49,783				\$ 36,895		\$ 6,190,023		\$ 1,699,780		\$ 60,695		\$ -		\$ 84,044		\$ 36,192		\$ 543,813		\$ 29,465		\$ 2,453,990		\$ 8,644,013			
GUAM HIGHWAY FUND																																							
1	27	1010 CAPITAL IMPROVEMENT PROJECT		5208A111010SE208-111/113				1,200,425		0		0				8,159		1,208,584		331,877		5,269		0		16,198		4,523		77,463		4,235		439,564		1,648,148			
1	0	1010 CAPITAL IMPROVEMENT PROJECT		5208A111010SE208-111/113				0		0		0				0		0		0		0		0		0		0		0		0		0		0			
27		CAPITAL IMPROVEMENT PROJECT		TOTAL				\$1,200,425		\$0		\$0				\$8,159		\$1,208,584		\$331,877		\$5,269		\$0		\$16,198		\$4,523		\$77,463		\$4,235		\$439,564		\$1,648,148			
2	21	1040 BUILDING CONST. & FACILITY MAINT		5208A111040SE208-111/113				811,247		0		0				5,157		816,404		224,185		3,832		0		10,221		3,479		41,276		2,516		285,508		1,101,912			
2	1	1040 BUILDING CONST. & FACILITY MAINT		5208A111040SE208-111/113				31,287		0		0				0		31,287		8,591		433		0		454		174		4,035		192		13,879		45,166			
22		ADMINISTRATION		TOTAL				\$842,534		\$0		\$0				\$5,157		\$847,691		\$232,776		\$4,265		\$0		\$10,674		\$3,653		\$45,311		\$2,708		\$299,387		\$1,147,078			
3	57	1060 HIGHWAY		5208A111060SE208-111/113				2,121,829		0		\$ 28,536				10,761		2,161,126		593,445		11,496		0		25,625		9,918		136,358		9,399		786,241		2,947,367			
3	2	1060 HIGHWAY		5208A111060SE208-111/113				62,721		0		606				0		63,327		17,390		0		0		918		348		7,318		192		26,166		89,493			
59		HIGHWAY		Grand Total:				2,184,550		0		29,142				10,761		2,224,453		629,520		11,496		0		26,543		10,266		143,676		9,591		812,407		3,036,860			
4	105	GHF WARM BODIES		TOTAL				\$ 4,133,501		\$ -		\$ 28,536				\$ 24,077		\$ 4,186,114		\$ 1,149,507		\$ 20,597		\$ -		\$ 52,043		\$ 17,920		\$ 255,097		\$ 16,150		\$ 1,511,313		\$ 5,697,427			
4	3	GHF VACANCIES		TOTAL				\$ 94,008		\$ -		\$ 606				\$ -		\$ 94,614		\$ 25,981		\$ 433		\$ -		\$ 1,372		\$ 522		\$ 11,353		\$ 384		\$ 40,045		\$ 134,659			
108		GF		TOTAL				\$ 4,227,509		\$ -		\$ 29,142				\$ 24,077		\$ 4,280,728		\$ 1,175,488		\$ 21,030		\$ -		\$ 53,415		\$ 18,441		\$ 266,450		\$ 16,534		\$ 1,551,358		\$ 5,832,086			
DPW BUILDING AND DESIGN FUND																																							
1	4	1010 CAPITAL IMPROVEMENT PROJECT		5235A121010GA201-111/113				190,202		0		\$0				525		190,727		52,374		479		0		1,082		696		12,013		401		67,044		257,771			
1	7	1010 CAPITAL IMPROVEMENT PROJECT		5235A121010GA201-111/113				104,115		0		\$0				0		104,115		28,590		2,395		0		1,510		870		20,175		1,044		54,583		158,698			
11		DPW BLDG & DSGN		TOTAL				\$294,317		\$0		\$0				\$525		\$294,842		\$80,964		\$2,874		\$0		\$2,591		\$1,566		\$32,188		\$1,445		\$121,627		\$416,469			
FEDERAL FUND																																							
1	7	1065 / 1066 NHTSA - OFFICE OF HIGHWAY SAFETY		SEE OHS SECTION				288,245		0		\$0				1,011		289,256		79,430		2,395		0		4,194		1,218		19,789		1,151		108,177		397,433			
1	0	1065 / 1066 NHTSA - OFFICE OF HIGHWAY SAFETY						0		0		\$0				0		0		0		0		0		0		0		0		0		0		0			
7		NHTSA - OHS		TOTAL				288,245		0		\$0				1,011		289,256		79,430		2,395		0		4,194		1,218		19,789		1,151		108,177		397,433			
2	7	1098 FHWA - HIGHWAY		5101F041098PA109				282,644		0		\$0				1,291		283,935		77,969		958		0		4,117		1,218		20,530		1,242		106,034		389,969			
2	5	1098 FHWA - HIGHWAY		5101F041098PA109				70,834		0		\$0				0		70,834		19,451		1,916		0		1,027		696		4,035		0		27,125		97,959			
12		FHWA - HIGHWAY		TOTAL				353,478		0		0				1,291		354,769		97,420		2,874		0		5,144		1,914		24,565		1,242		133,159		487,928			
1	14	FED WARM BODIES		TOTAL				570,889		0		0				2,302		573,191		157,398		3,353		0		8,311		2,436		40,319		2,393		214,210		787,401			
2	5	FED VACANCIES		TOTAL				70,834		0		0				0		70,834		19,451		1,916		0		1,027		696		4,035		0		27,125		97,959			
19		FEDERAL		TOTAL				641,723		0		0				2,302		644,025		176,849		5,269		0		9,338		3,132		44,354		2,393		241,335		885,360			
313		DPW WARM BODIES		GRAND TOTAL				10,600,695		6,732		78,319				63,799		10,749,546		2,951,825		78,556		0		141,033		54,633		800,320		45,711		4,072,079		14,821,625			
34		DPW VACANCIES		GRAND TOTAL				659,466		0		606				0		660,072		181,256		11,312		0		8,356		4,698		86,485		4,125		296,232		956,304			
347		DPW WARM BODIES & VACANCIES		GRAND TOTAL				\$11,260,161		\$6,732		\$78,925				\$63,799		\$11,409,618		\$3,133,081		\$89,868		\$0		\$149,389		\$59,331		\$886,805		\$49,836		\$4,368,311		\$15,777,929			

* Night Differential / Hazardous / Worker's Compensation / etc.
1/: FY 2011 (current) GovGuam contribution for Life Insurance is \$174 per annum; Subject to change in FY 2012
2/: FY 2012 (proposed) GovGuam contribution rate of 28.3% for the Government of Guam Retirement is subject to change.

Marlene TA Tydingco
4/28/2011 4:55 PM

Government of Guam
Fiscal Year 2011
Agency Staffing Pattern
Current

[BBMR SP-1]

Function: Transportation and Housing & Economic Development
DEPARTMENT/AGENCY: Public Works
PROGRAM: 1000 Administration
FUND: General 5100A111000GA001-111.113

DEPARTMENT INPUT																Input by Department				
(A)		(B)	(C)	(D)	(E)	(F)	(G)	(H)	(I)	(J)	(K)	(L)	(M)	(N)	(O)	(P)		(Q)	(R)	(S)
No.	Position No. / Section	Position Title	Name of Incumbent	Grade/ Step	Salary	Law Enforcement 10%	Special*	Increment		(E+F+G+I) Subtotal	Benefits					Medical (Premium)	Dental (Premium)	Total Benefits (K thru Q)	(J + R) TOTAL	
								Date	Amt.		Retirement (J * 27.46%)	Retire (DDI) (\$18.40*26PP)	SS (6.2% * J)	Medicare (1.45% * J)	Life (1/)					
					\$0	\$0	\$0		\$0	\$0	\$0	\$0	\$0	\$0	\$0	\$0	\$0	\$0	\$0	\$0
1	4000	Director (unclass)	Joanne M.S. Brown	L-02	88,915.00	\$0	\$0	N/A	\$0	\$88,915	24,416	0	0	1,289	174	2,064	192	\$28,135	117,050	
2	4034	Deputy Director (unclass)	Carl V. Dominguez	L-04	60,850.00	0	\$0	N/A	0	\$60,850	16,709	479	0	882	174	2,064	192	\$20,500	81,350	
3	4006	Private Secretary (unclass)	Antoinette C. Cruz	I-10	32,083.00	0	\$0	1-14-2013	0	\$32,083	8,810	0	0	465	174	2,503	192	\$12,144	44,227	
4	66000	Controller	Arleen U. Pierce	S-13	80,959.00	0	\$0	5-27-2011	1,180	\$82,139	22,555	0	0	1,191	174	4,366	407	\$28,694	110,833	
5	4024	Program Coordinator II	Bernice T. Duenas	L-11	41,172.00	0	\$0	9-13-2011	120	\$41,292	11,339	0	0	599	174	-	-	\$12,112	53,404	
6	4306	Management Analyst I	Barbara Ann S. Narcis	K-9	35,751.00	0	\$0	4-28-2011	617	\$36,368	9,987	0	0	527	174	4,035	209	\$14,932	51,300	
7	4656	Buyer II	TDA Jaime L. Villanueva	H-15	35,585.00	0	\$0	10-03-2012	-	\$35,585	9,772	0	0	0	174	2,503	192	12,641	48,226	
8	4674	Inventory Management Officer	Raymond R. Apellido	J-09	33,266.00	0	\$0	3-21-2012	0	\$33,266	9,135	0	0	482	174	2,503	192	\$12,486	45,752	
9	4052	Property Control Officer	Christine B. Babauta	H-10	29,962.00	0	\$0	3-14-2011	612	\$30,574	8,396	479	0	443	174	2,503	192	\$12,187	42,761	
10	4222	Storekeeper II	Anthony Q. Muna	F-18	34,834.00	0	\$0	4-13-2011	610	\$35,444	9,733	0	0	514	174	4,035	209	\$14,665	50,109	
11	4848	Storekeeper II	Allan P. Cruz	F-12	28,337.00	0	\$0	4-27-2012	0	\$28,337	7,781	0	0	411	174	2,503	192	\$11,061	39,398	
12	4014	Management Analyst III	Marlene T.A Tydingco	M-08	40,150.00	0	\$0	9-13-2011	120	\$40,270	11,058	0	0	584	174	2,064	192	\$14,072	54,342	
13	4033	Personnel Officer	Louisa F. Marquez	L-13	44,105.00	0	\$0	9-27-2012	0	\$44,105	12,111	479	0	640	174	2,496	209	\$16,109	60,214	
14	4426	Administrative Assistant	Josephine MP Cruz	J-11	35,618.00	0	\$0	4-01-2011	624	\$36,242	9,952	479	0	0	174	0	0	\$10,605	46,847	
15	4655	LTA Administrative Aide	Jolyn J.G. Aquiningoc	F-01	17,635.00	0	\$0	N/A	-	\$17,635	4,843	479	0	256	174	2,064	-	7,815	25,450	
16	4298	Supply Clerk	Bryan B. Benavente	E-13	27,700.00	0	\$0	1-06-2011	728	\$28,428	7,806	0	0	412	174	2,496	209	11,097	39,525	
17	4685	Guard Supervisor	Gil P. Duenas	FL-02-15	37,701.60	1,764.00	\$5,617	10-02-2011	0	\$45,082	12,380	0	0	654	174	7,020	407	\$20,635	65,717	
18	4224	Guard	Brady S. Gatchalian	EL02-01	19,987.20	1,656.00	\$3,080	10-26-2010	1,145	\$25,869	7,104	479	0	375	174	2,064	192	\$10,387	36,256	
19	4363	Guard	Joseph T. Manibusan	EL-02-15	35,607.60	1,656.00	\$5,303	5-10-2011	476	\$43,043	11,820	0	0	624	174	2,064	0	\$14,682	57,725	
20	4902	Guard	Nicolas G. Grey	EL-02-20	43,770.56	1,656.00	\$6,465	4-27-2012	0	\$51,891	14,249	0	0	752	174	4,035	209	\$19,419	71,311	
WARM BODIES TOTAL						\$803,989	\$ 6,732	\$ 20,465		\$ 6,232	\$ 837,418	\$ 229,955	\$ 2,874	\$ -	\$ 11,101	\$ 3,480	\$ 53,382	\$ 3,586	\$ 304,378	\$ 1,141,796

FUNDED VACANCIES

1	5044	Administrative Aide (in lieu of	Vacated AWright	E-01	16,656	0	\$0		0	16,656	4,574	433	0	242	174	4,035	209	\$9,666	26,322
2	4555	Management Analyst IV	Vacated JGDuenas Sr	N-01	31,064	0	\$0		0	31,064	8,530	433	0	450	174	4,035	209	\$13,831	44,895
3	4730	Management Analyst IV	Approved Vacant - Recruit	N-01	31,064	0	\$0		0	31,064	8,530	433	0	450	174	4,035	209	\$13,831	44,895
4	5226	Management Analyst IV	Vacant LCOLNAGAN	N-16	57,278	0	\$0		0	\$57,278	15,729	0	0	0	174	2,503	192	\$18,598	75,876
5	4036	Safety Inspector Supervisor	VACANT RQCruz	K-10	36,984	0	\$0		0	\$36,984	10,156	479	0	536	174	0	0	\$11,345	48,329
6	4085	Safety Inspector I	VACANT FTMansapit	G-14	32,228	0	\$0		0	\$32,228	8,850	479	0	467	174	0	0	\$9,970	42,198
VACANCIES					205,274	-	\$0		-	205,274	56,368	2,257	-	2,146	1,044	14,608	818	\$77,242	282,516

WARM BODIES & VACANCIES					1,009,263	6,732	20,465		6,232	1,042,692	286,323	5,131	0	13,247	4,524	67,991	4,404	381,620	1,424,312
-------------------------	--	--	--	--	-----------	-------	--------	--	-------	-----------	---------	-------	---	--------	-------	--------	-------	---------	-----------

GOVERNOR'S TRANSFER

1	4440 / FM	Computer Systems Analyst I	Dean C. Rivera	L-09	38,454.00	0	\$0	3-30-2012	0	\$38,454	10,559	0	0	558	174	7,020	407	\$18,718	57,172
---	-----------	----------------------------	----------------	------	-----------	---	-----	-----------	---	----------	--------	---	---	-----	-----	-------	-----	----------	--------

Department to submit documents in FY2010 to address discrepancies.

JOM (Job Order Master)

5/ Housing Management Section has been transferred to Guam Housing and Urban Renewal Authority based upon a previous budget act, however FTEs remain at DPW Building Maintenance Division.

Marlene TA Tydingco
4/28/2011

Government of Guam
Fiscal Year 2011
Agency Staffing Pattern
Current

[BBMR SP-1]

Function: Transportation and Housing & Economic Development
DEPARTMENT/AGENCY: Public Works
PROGRAM: 1000 Administration
FUND: General 5100A111000GA001-111.113

DEPARTMENT INPUT										Input by Department										
(A)		(B)	(C)	(D)	(E)	(F)	(G)	(H)	(I)	(J)	(K)	(L)	(M)	(N)	(O)	(P)		(Q)	(R)	(S)
No.	Position No. / Section	Position Title	Name of Incumbent	Grade/ Step	Salary	Law Enforcement 10%	Special*	Increment		(E+F+G+I) Subtotal	Retirement (J * 27.46%)	Retire (DDI) (\$18.40*26PP)	SS (6.2% * J)	Benefits		Life (1/)	Medical (Premium)	Dental (Premium)	Total Benefits (K thru Q)	(J + R) TOTAL
								Date	Amt.					Medicare (1.45% * J)						
					\$0	\$0	\$0		\$0	\$0	\$0	\$0	\$0	\$0	\$0	\$0	\$0	\$0	\$0	\$0
	Input by Department																			
	Special Pay Categories																			
	(A)	(B)	(C)	(D)	(E)	(F)	(G)	(H)	(I)	(J)	(K)									
					1/ Night Differential Pay 10%	2/ Hazard 10%	3/ Hazard 8%	4/ Nurse Sunday Pay 1.5	5/ Nurse Pay 1.5	6/ EMT Pay 15%	(E+F+G+H+I+J) Subtotal									
No.	Position No. / Section	Position Title	Name of Incumbent	Holiday Pay																
				\$0	\$0	\$0	\$0	\$0	\$0	\$0	\$0									
1	4000	Director (unclass)	Joanne M.S. Brown	0	0	0	0	0	0	0	\$0									
2	4034	Deputy Director (unclass)	Carl V. Dominguez	0	0	0	0	0	0	0	\$0									
3	4006	Private Secretary (unclass)	Antoinette C. Cruz	0	0	0	0	0	0	0	\$0									
4	66000	Controller	Arleen U. Pierce	0	0	0	0	0	0	0	\$0									
4	5226	Management Analyst IV	Vacant LCOLNAGAN	0	0	0	0	0	0	0	\$0									
5	4024	Program Coordinator II	Bernice T. Duenas	0	0	0	0	0	0	0	\$0									
6	4306	Management Analyst I	Barbara Ann S. Narcis	0	0	0	0	0	0	0	\$0									
7	4656	Buyer II	TDA Jaime L. Villanueva	0	0	0	0	0	0	0	\$0									
8	4674	Inventory Management Officer	Raymond R. Apellido	0	0	0	0	0	0	0	\$0									
9	4052	Property Control Officer	Christine B. Babauta	0	0	0	0	0	0	0	\$0									
10	4222	Storekeeper II	Anthony Q. Muna	0	0	0	0	0	0	0	\$0									
11	4848	Storekeeper II	Allan P. Cruz	0	0	0	0	0	0	0	\$0									
12	4014	Management Analyst III	Marlene T.A. Tydingco	0	0	0	0	0	0	0	\$0									
13	4033	Personnel Officer	Louisa F. Marquez	0	0	0	0	0	0	0	\$0									
14	4426	Administrative Assistant	Josephine MP Cruz	0	0	0	0	0	0	0	\$0									
15	4655	LTA Administrative Aide	Jolyn J.G. Aquiningoc	0	0	0	0	0	0	0	\$0									
16	4298	Supply Clerk	Bryan B. Benavente	0	0	0	0	0	0	0	\$0									
5	4036	Safety Inspector Supervisor	VACANT RQCruz	0	0	0	0	0	0	0	\$0									
6	4085	Safety Inspector I	VACANT FTMansapit	0	0	0	0	0	0	0	\$0									
17	4685	Guard Supervisor	Gil P. Duenas	1,670	3,947	0	0	0	0	0	\$5,617									
18	4224	Guard	Brady S. Gatchalian	916	2,164	0	0	0	0	0	\$3,080									
19	4363	Guard	Joseph T. Manibusan	1,577	3,726	0	0	0	0	0	\$5,303									
20	4902	Guard	Nicolas G. Grey	1,922	4,543	0	0	0	0	0	\$6,465									
WARM BODIES TOTAL				6,085	14,380	0	0	0	0	0	20,465									

- 1/ 10% of reg. rate, applicable from 6pm- 6am, employee must work 4 hours consecutive after 6pm for entitlement of the pay
2/ Applies to law enforcement personnels
3/ Applies to solid waste employees
4/ 1 ½ of reg. rate of pay from 12am Friday to 12 midnight Sunday
5/ 1 ½ of reg. rate of pay on daily work exceeding 8 hours
6/ Applicable only to GFD ambulatory service personnel. 15% of reg. rate of pay

Marlene TA Tydingco
4/28/2011

Function: Transportation and Housing & Economic Development ^{4/}
DEPARTMENT/AGENCY: Public Works
PROGRAM: 1020 Transportation Maintenance
FUND: General 5100A111020SE009

Government of Guam
Fiscal Year 2011
Agency Staffing Pattern
Current

AS Administrative Support
LR License & Registration
HES Heavy Equipment Shop
SES Semi-Heavy Equipment Shop
LAS Light Auto Shop
PCSD Production Control (SRU) Service Desk
TS Tire Shop
WS Wrecker Service
OS Operations Support - PCSD / TS / WS

Input by Department										Input by Department									
(A)		(B)	(C)	(D)	(E)	(F)	(G)	(H)	(I)	(J)	(K)	(L)	(M)	(N)	(O)	(P)	(Q)	(R)	(S)
No.	Position No. / Section	Position Title	Name of Incumbent	Grade/ Step	Salary	Overtime	Special*	Increment		(E+F+G+I) Subtotal	Retirement (J * 27.46%)	Retire (DDI) \$18.40*26PP	Social Security (6.2% * J)	Medicare (1.45% * J)	Life (1/)	Medical (Premium)	Dental (Premium)	Total Benefits (K thru Q)	(J + R) TOTAL
								Date	Amt.										
					\$0	\$0	\$0		\$0	\$0	\$0	\$0	\$0	\$0	\$0	\$0	\$0		
1	4198 / AS	Administrative Assistant	Sandra Q. Perez	J-14	39,491	0	\$0	Nov-1-2011	0	39,491	10,844	0	0	0	174	4,035	209	15,262	54,753
2	4285 / AS	Transportation Maint Superintendent	Paul NI Cepeda	P-8	51,589	0	\$0	Apr-7-2012	0	51,589	14,166	0	0	748	174	6,713	349	22,150	73,739
3	4303 / PCSD	Automotive Body Worker	Edward VF Cruz	I-18	42,247	0	\$0	May-13-2011	616	42,863	11,770	0	0	0	174	-	-	11,944	54,807
4	4305 / LAS	Automotive Mechanic II	Paul A. Perez	I-10	32,083	0	\$0	Apr-1-2011	562	32,645	8,964	0	0	473	174	2,064	192	11,867	44,512
5	4311 / LAS	Automotive Mechanic Leader	David P. Richards	J-06	29,825	0	\$0	Feb-24-2011	765	30,590	8,400	479	0	444	174	2,503	192	12,192	42,782
6	4317	Automotive Mechanic II	Franklin S. Manibusan	I-13	35,571	0	\$0	Jan-19-2011	934	36,505	10,024	0	0	529	174	-	-	10,728	47,233
7	4319 / LAS	Automotive Mechanic II	Roland C. Cruz	I-10	32,083	0	\$0	Apr-1-2011	562	32,645	8,964	0	0	473	174	2,503	192	12,307	44,952
8	4325	Automotive Mechanic II	David SN Sablan	I-13	35,571	0	\$0	Mar-21-2012	0	35,571	9,768	0	0	516	174	4,157	-	14,615	50,186
9	4327 / TS	Automotive Mechanic II	Rudy J. Salas	I-13	35,571	0	\$0	Oct-1-2012	0	35,571	9,768	0	0	516	174	7,020	407	17,885	53,456
10	4333	Automotive Mechanic II	Mark C. Ogo	I-11	33,206	0	\$6,012	Nov-17-2013	0	39,218	10,769	479	0	569	174	-	-	11,991	51,209
11	4338 / HES 3/	Heavy Equipment Supervisor *	Daniel B. Mendiola	L-17	50,611	0	\$0	Jul-17-2012	0	50,611	13,898	0	0	0	174	7,020	407	21,499	72,110
12	4348 / LAS	Automotive Mechanic II	John G. Perez	I-06	27,805	0	\$0	Jan-10-2011	803	28,608	7,856	479	0	415	174	-	-	8,924	37,532
13	4355	Automotive Mechanic II	Kevin A. Tainatongo	I-11	33,206	0	\$0	Nov-17-2012	0	33,206	9,118	0	0	481	174	4,366	407	14,547	47,753
14	4356	Automotive Mechanic Leader	Frederick C. Fernandez	J-18	45,317	0	\$5,062	Sep-30-2012	0	50,379	13,834	479	0	730	174	2,064	192	17,473	67,852
15	4359 / WS	Equipment Operator II	Benjamin R. Quintanilla	G-16	34,524	0	\$0	Jul-10-2011	302	34,826	9,563	479	0	505	174	2,503	-	13,224	48,050
16	4383 / LR	Automotive Repair Controller	Todd A. Gillan	I-13	35,571	0	\$0	Jan-17-2012	0	35,571	9,768	0	0	516	174	4,366	407	15,231	50,802
17	4385 / HES 3/	Heavy Equipment Mechanic Leader *	Raymond LG Quintanilla	J-18	45,317	0	\$0	Oct-1-2011	0	45,317	12,444	479	0	657	174	4,366	407	18,527	63,844
18	4396	Heavy Equipment Mechanic II	Miguel Q. Salas	I-13	35,571	0	\$0	Dec-28-2011	0	35,571	9,768	0	0	516	174	2,503	-	12,961	48,532
19	4779	Administrative Assistant	Victoria DR Chamberlyn	J-11	35,618	0	\$0	Jul-29-2012	0	35,618	9,781	479	0	0	174	4,035	209	14,677	50,295
20	4851 / PCSD	Automotive Service Worker I	David B. Cruz	D-17	30,229	0	\$0	Jan-8-2011	794	31,023	8,519	0	0	0	174	2,064	192	10,949	41,972
21	5011 / LAS	Automotive Mechanic Supervisor	Lorenzo R. Manglona	L-14	45,648	0	\$0	Sep-30-2012	0	45,648	12,535	0	0	662	174	-	-	13,371	59,019
WARM BODIES TOTAL					\$786,654	\$ -	\$ 11,074	-----	\$ 5,338	\$ 803,066	\$ 220,522	\$ 3,353	\$ -	\$ 8,750	\$ 3,654	\$ 62,282	\$ 3,763	\$ 302,325	\$ 1,105,391

VACANCIES

	4320	Automotive Mechanic II	VACANT Norbert J. Iriarte	I-01	0	0	0		0	0	0	0	0	0	0	-	-	0	0
1	4324 OS 2/	Heavy Equip Mechanic Supervisor	VACANT V. C. San Nicola	L-01	26,520	0	\$0		-	26,520	7,282	0	0	0	0	-	-	7,282	33,802
		Administrative Officer	Vacant	L-01	0	0	\$0	N/A	0	0	0	0	0	0	0	-	-	0	0
		Transportation Supervisor	Vacant	M-01	0	0	\$0	N/A	0	0	0	0	0	0	0	-	-	0	0
		Automotive Body Worker	Vacant	I-01	0	0	\$0	N/A	0	0	0	0	0	0	0	-	-	0	0
		Automotive Service Worker I	Vacant	D-01	0	0	\$0	N/A	0	0	0	0	0	0	0	-	-	0	0
VACANCIES					26,520	0	0	-----	0	26,520	7,282	0	0	0	0	0	0	7,282	33,802

VACANT & WARM BODIES					Total:	---	813,174	0	11,074	-----	5,338	829,586	227,804	3,353	0	8,750	3,654	62,282	3,763	309,607	1,139,193
----------------------	--	--	--	--	--------	-----	---------	---	--------	-------	-------	---------	---------	-------	---	-------	-------	--------	-------	---------	-----------

Footnote #	Reference	DOA Record	Physical	Basis	Action	Remarks
*	Special Pay					Night Differential / Hazardous / Worker's Compensation / etc.
1/	Life Benefit					FY2010 (current) GovGuam contribution for Life Insurance is \$174 per annum. subject to change in FY 2011
2/	Position No. / Section					TBD - FTE No. to be determined
3/	Danny B. Mendiola	TM	TM	JOM	Submit GG1	Change of charge account to TM
3/	Raymond Quintanilla	TM	TM	JOM	Submit GG1	Change of charge account to TM
Department to submit documents in FY2010 to address discrepancies.						
JOM (Job Order Master)						

4/ Housing Management Section has been transferred to Guam Housing and Urban Renewal Authority based upon a previous budget act, however FTEs remain at DPW Building Maintenance Division.

Function: Transportation and Housing & Economic Development ^{4/}
DEPARTMENT/AGENCY: Public Works
PROGRAM: 1020 Transportation Maintenance
FUND: General 5100A111020SE009

Government of Guam
Fiscal Year 2011
Agency Staffing Pattern
Current

AS Administrative Support
LR License & Registration
HES Heavy Equipment Shop
SES Semi-Heavy Equipment Shop
LAS Light Auto Shop
PCSD Production Control (SKU) Service Desk
TS Tire Shop
WS Wrecker Service
OS Operations Support - PCSD / TS / WS

[BBMR SP-1]

Input by Department															Input by Department					
(A)		(B)	(C)	(D)	(E)	(F)	(G)	(H)	(I)	(J)	(K)	(L)	(M)	(N)	(O)	(P)	(Q)	(R)	(S)	
No.	Position No. / Section	Position Title	Name of Incumbent	Grade/ Step	Salary	Overtime	Special*	Increment		(E+F+G+I) Subtotal	Retirement (J * 27.46%)	Retire (DDI) \$18.40*26PP	Social Security (6.2% * J)	Medicare (1.45% * J)	Life (1/)	Medical (Premium)	Dental (Premium)	Total Benefits (K thru Q)	(J + R) TOTAL	
								Date	Am.											
					\$0	\$0	\$0			\$0	\$0	\$0	\$0	\$0	\$0	\$0	\$0	\$0		

Input by Department											
Special Pay Categories											
(A)		(B)	(C)	(D)	(E)	(F)	(G)	(H)	(I)	(J)	(K)
No.	Position No. / Section	Position Title	Name of Incumbent	Holiday Pay	1/	2/	3/	4/	5/	6/	(E+F+G+H+I+J) Subtotal
					Night Differential Pay 10%	Hazard 10%	Hazard 8%	Nurse Sunday Pay 1.5	Nurse Pay 1.5	EMT Pay 15%	
1	4198 / AS	Administrative Assistant	Sandra Q. Perez	\$0	\$0	\$0	\$0	\$0	\$0	\$0	\$0
2	4285 / AS	Transportation Maint Superintendent	Paul NI Cepeda	\$0	\$0	\$0	\$0	\$0	\$0	\$0	\$0
3	4303 / PCSD	Automotive Body Worker	Edward VF Cruz	\$0	\$0	\$0	\$0	\$0	\$0	\$0	\$0
4	4305 / LAS	Automotive Mechanic II	Paul A. Perez	\$0	\$0	\$0	\$0	\$0	\$0	\$0	\$0
5	4311 / LAS	Automotive Mechanic Leader	David P. Richards	\$0	\$0	\$0	\$0	\$0	\$0	\$0	\$0
6	4,317	Automotive Mechanic II	Franklin S. Manibusan	\$0	\$0	\$0	\$0	\$0	\$0	\$0	\$0
7	4319 / LAS	Automotive Mechanic II	Roland C. Cruz	\$0	\$0	\$0	\$0	\$0	\$0	\$0	\$0
8	4,325	Automotive Mechanic II	David SN Sablan	\$0	\$0	\$0	\$0	\$0	\$0	\$0	\$0
9	4327 / TS	Automotive Mechanic II	Rudy J. Salas	\$0	\$0	\$0	\$0	\$0	\$0	\$0	\$0
10	4,333	Automotive Mechanic II	Mark C. Ogo	\$1,787	\$0	\$0	\$4,225	\$0	\$0	\$0	\$6,012
11	4338 /HES 3/	Heavy Equipment Supervisor *	Daniel B. Mendiola	\$0	\$0	\$0	\$0	\$0	\$0	\$0	\$0
12	4348 / LAS	Automotive Mechanic II	John G. Perez	\$0	\$0	\$0	\$0	\$0	\$0	\$0	\$0
13	4,355	Automotive Mechanic II	Kevin A. Tainatongo	\$0	\$0	\$0	\$0	\$0	\$0	\$0	\$0
14	4,356	Automotive Mechanic Leader	Frederick C. Fernandez	\$1,505	\$0	\$0	\$3,557	\$0	\$0	\$0	\$5,062
15	4359 / WS	Equipment Operator II	Benjamin R. Quintanilla	\$0	\$0	\$0	\$0	\$0	\$0	\$0	\$0
16	4383 / LR	Automotive Repair Controller	Todd A. Gillan	\$0	\$0	\$0	\$0	\$0	\$0	\$0	\$0
17	4385 /HES 3/	Heavy Equipment Mechanic Leader *	Raymond LG Quintanilla	\$0	\$0	\$0	\$0	\$0	\$0	\$0	\$0
18	4,396	Heavy Equipment Mechanic II	Miguel Q. Salas	\$0	\$0	\$0	\$0	\$0	\$0	\$0	\$0
19	4,779	Administrative Assistant	Victoria DR Chamberlyn	\$0	\$0	\$0	\$0	\$0	\$0	\$0	\$0
20	4851 / PCSD	Automotive Service Worker I	David B. Cruz	\$0	\$0	\$0	\$0	\$0	\$0	\$0	\$0
21	5011 / LAS	Automotive Mechanic Supervisor	Lorenzo R. Manglona	\$0	\$0	\$0	\$0	\$0	\$0	\$0	\$0
DDIE	0	0	0	\$3,292	\$0	\$0	\$7,782	\$0	\$0	\$0	\$11,074

- 1/ 10% of reg. rate, applicable from 6pm- 6am, employee must work 4 hours consecutive after 6pm for entitlement of the pay
2/ Applies to law enforcement personnels
3/ Applies to solid waste employees
4/ 1 ½ of reg. rate of pay from 12am Friday to 12 midnight Sunday
5/ 1 ½ of reg. rate of pay on daily work exceeding 8 hours
6/ Applicable only to GFD ambulatory service personnel. 15% of reg. rate of pay

Government of Guam
Fiscal Year 2011
Agency Staffing Pattern
Current

[BBMR SP-1]

Function: Transportation and Housing & Economic Development
DEPARTMENT/AGENCY: Department of Public Works
PROGRAM: 1030 Bus Operations
FUND: GENERAL FUND 5100A111030SE016

Input by Department										Input by Department																											
(A)		(B)		(C)		(D)		(E)		(F)		(G)		(H)		(I)		(J)		(K)		(L)		(M)		(N)		(O)		(P)		(Q)		(R)		(S)	
No.	Position No. / Section	Position Title	Name of Incumbent	Grade/ Step	Salary	Law Enforcement 10%	Special*	Increment		(E+F+G+I) Subtotal	Retirement (J * 27.46%)	Retire (DDI) (\$18.40*26PP)	Social Security (6.2% * J)	Medicare (1.45% * J)	Life (1/)	Medical (Premium)	Dental (Premium)	Total Benefits (K thru Q)	(J + R) TOTAL																		
						\$0	\$0	Date	Amt.	\$0	\$0	\$0	\$0	\$0	\$0	\$0	\$0	\$0	\$0																		
1	4700	SBO Superintendent	Franklin F. Taitano	N-07	41,936	0	40	Mar-13-2012	0	41,976	11,527	0	0	609	174	2,503	192	15,005		\$56,981																	
2	4468	Administrative Aide	Nicole T. Cruz	F-13	29,329	0	0	Oct-25-2012	0	29,329	8,054	0	0	425	174	2,503	192	11,348		40,677																	
3	4763	Administrative Assistant	Julie N. Manglona	J-13	38,155	0	0	Oct-01-2011	0	38,155	10,477	0	0	0	174	2,503	192	13,347		51,502																	
4	4807	Clerk III	Rosabel I. Flores	E-5	20,820	0	0	Oct-02-2011	0	20,820	5,717	479	0	302	174	6,713	349	13,734		34,554																	
TEMPORARY DUTY ASSIGNMENT																																					
5	4876	TDA Duty School Bus Driver ^{ADM}	Ricky F.C. Iglesias, Jr.	F-17	33,656	0	0	Apr-26-2011	589	34,245	9,404	479	0	497	174	4,035	209	14,797		49,042																	
LIGHT DUTY ASSIGNMENT																																					
6	4871	Light Duty School Bus Driver ^{ADM}	Peter F. Sablan	F-11	27,379	0	0	Nov-05-2011	0	27,379	7,518	479	0	397	174	2,064	192	10,824		38,203																	
7	4909	Light Duty School Bus Driver ^{ADM}	Patrick C. Cruz	F-06	22,926	0	0	Jan-17-2011	662	23,588	6,477	479	0	342	174	-	-	7,472		31,060																	
8	4973	Light Duty School Bus Driver ^{ADM}	Jerry R. Santos	F-20	37,315	0	0	Jul-20-2012	0	37,315	10,247	0	0	541	174	4,035	209	15,205		52,520																	
9	4823	Light Duty School Bus Driver ^{ADM}	David J. Yamasta	F-14	30,355	0	4,320	Jul-06-2012	0	34,675	9,522	479	0	503	174	4,157	349	15,184		49,859																	
10	4884	Light Duty School Bus Driver ^{ADM}	Francis H. Dungca	F-17	33,656	0	0	Jun-20-2011	393	34,049	9,350	479	0	494	174	2,503	-	13,000		47,049																	
11	4821	Light Duty School Bus Driver ^{ADM}	Mary Ann C. Quenga	F-06	22,926	0	0	Jan-12-2011	662	23,588	6,477	479	0	342	174	2,503	-	9,976		33,564																	
12	4946	Light Duty School Bus Driver ^{ADM}	Peter John M. Duenas	F-14	30,355	0	0	Aug-19-2012	0	30,355	8,335	0	0	440	174	2,503	192	11,645		42,000																	
TEMPORARY HIRED (90 DAY)																																					
13	4707	TEMP School Bus Driver	Aaron J. Santos	F-01	17,635	0	108	N/A	0	17,743	4,872	479	0	257	174	4,157	349	10,289		28,032																	
14	4732	TEMP School Bus Driver	Derrick P. Salas	F-01	17,635	0	108	N/A	0	17,743	4,872	479	0	257	174	-	-	5,783		23,526																	
15	4794	TEMP School Bus Driver	Michael L.C. Salas	F-01	17,635	0	0	N/A	0	17,635	4,843	479	0	256	174	2,064	-	7,815		25,450																	
16	4901	TEMP School Bus Driver	Vicente N. Mesa	F-01	17,635	0	0	N/A	0	17,635	4,843	479	0	256	174	-	-	5,751		23,386																	
SCHOOL BUS DRIVERS																																					
17	4714	School Bus Driver	Peter J. Cruz	F-14	30,355	0	0	Aug-19-2012	0	30,355	8,335	0	0	440	174	-	-	8,950		39,305																	
18	4719	School Bus Driver	Robert J. Quinata	F-07	23,808	0	146	Oct-06-2010	882	24,690	6,820	479	0	360	174	2,503	-	10,336		35,172																	
19	4720	School Bus Driver	Thomas J. Carbullido	F-19	36,053	0	221	Sep-19-2011	105	36,379	9,990	0	0	527	174	2,503	192	13,386		49,765																	
20	4726	School Bus Driver	Charles C. Wolford, Jr.	F-06	22,926	0	141	Jan-17-2011	662	23,729	6,516	479	0	344	174	-	-	7,513		31,241																	
21	4728	School Bus Driver	Michael J.S. Nauta	F-04	20,942	0	128	Jan-29-2011	827	21,897	6,013	479	0	318	174	6,713	349	14,045		35,943																	
22	4729	School Bus Driver	Daniel J. Leon Guerrero	F-22	39,973	0	245	Sep-26-2012	0	40,218	11,044	479	0	583	174	2,503	192	14,975		55,193																	
23	4731	School Bus Driver	William B. Parke	F-06	22,926	0	0	Jan-31-2011	662	23,588	6,477	479	0	342	174	-	-	7,472		31,060																	
24	4734	School Bus Driver	Pedring F. Olpindo	F-12	28,337	0	174	May-06-2012	0	28,511	7,829	479	0	413	174	-	-	8,895		37,406																	
25	4739	School Bus Driver	August B. Blas	F-14	30,355	0	0	Jun-16-2012	0	30,355	8,335	0	0	440	174	6,713	-	15,662		46,017																	
26	4740	School Bus Driver	Manuel C. Salas	F-07	23,808	0	0	Jan-28-2012	0	23,808	6,538	479	0	345	174	2,503	192	10,231		34,039																	
27	4743	School Bus Driver	John A. Ungacta	F-13	29,329	0	0	Oct-05-2011	0	29,329	8,054	0	0	425	174	2,503	192	11,348		40,677																	
28	4744	School Bus Driver	John C. Cabrera	F-06	22,926	0	0	Jan-26-2011	662	23,588	6,477	479	0	342	174	-	-	7,472		31,060																	
29	4748	School Bus Driver	Luis V.I. Castro	F-18	34,834	0	0	Feb-19-2013	0	34,834	9,565	479	0	505	174	-	-	10,724		45,558																	
30	4754	School Bus Driver	Michael F. Duenas	F-20	37,315	0	229	Jan-16-2012	0	37,544	10,310	0	0	544	174	4,035	209	15,272		52,815																	
31	4756	School Bus Driver	Lou T. Blas	F-06	22,926	0	141	Jan-17-2011	662	23,729	6,516	479	0	344	174	2,503	192	10,208		33,937																	
32	4761	School Bus Driver	William T. Leon Guerrero	F-11	27,379	0	168	Aug-25-2012	0	27,547	7,564	479	0	399	174	-	-	8,617		36,164																	
33	4765	School Bus Driver	Vincent R. Martinez	F-06	22,926	0	141	Jan-17-2011	662	23,729	6,516	479	0	344	174	-	-	7,513		31,241																	
34	4767	School Bus Driver	Mark R. Unpingco	F-06	22,926	0	141	Jan-25-2011	662	23,729	6,516	479	0	344	174	-	-	7,513		31,241																	
35	4771	School Bus Driver	Roke S.N. Quintanilla	F-12	28,337	0	174	Mar-19-2012	0	28,511	7,829	0	0	413	174	-	-	8,416		36,927																	
36	4772	School Bus Driver	Kenneth A. Naputi	F-07	23,808	0	146	Jan-12-2012	0	23,954	6,578	479	0	347	174	-	-	7,578		31,532																	
37	4775	School Bus Driver	Robert C. Toves	F-07	23,808	0	146	Aug-01-2012	0	23,954	6,578	479	0	347	174	-	-	7,578		31,532																	
38	4783	School Bus Driver	Elias S. Salas, Jr.	F-06	22,926	0	0	Jan-12-2011	662	23,588	6,477	479	0	342	174	6,713	-	14,185		37,773																	
39	4785	School Bus Driver	Anthony C. Samiliano	F-01	17,635	0	108	Oct-18-2011	1,102	18,845	5,175	479	0	273	174	-	-	6,101		24,946																	
40	4786	School Bus Driver	James J. Matanane	F-06	22,926	0	0	Jan-17-2011	662	23,588	6,477	479	0	342	174	-	-	7,472		31,060																	
41	4799	School Bus Driver	Rufino P. Sunga	F-11	27,379	0	0	Sep-03-2012	0	27,379	7,518	479	0	397	174	2,503	192	11,263		38,642																	
42	4801	School Bus Driver	Benjamin D. Cruz	F-11	27,379	0	168	Nov-05-2011	0	27,547	7,564	479	0	399	174	2,064	-	10,681		38,227																	
43	4804	School Bus Driver	Richard M. Guerrero	F-06	22,926	0	141	Jan-13-2011	662	23,729	6,516	479	0	344	174	-	-	7,513		31,241																	
44	4805	School Bus Driver	Israel S. Alfred	F-04	20,942	0	128	Jan-18-2011	827	21,897	6,013	479	0	318	174	4,815	-	11,798		33,696																	
45	4808	School Bus Driver	Marvin B. Bass	F-11	27,379	0	0	Dec-08-2012	0	27,379	7,518	479	0	397	174	-	-	8,568		35,947																	
46	4809	School Bus Driver	Anthony M. Garrido	F-11	27,379	0	168	Jan-04-2011	719	28,266	7,762	479	0	410	174	-	-	8,825		37,090																	
47	4810	School Bus Driver	Roque C. Santos	F-04	20,942	0	128	Jan-29-2011	827	21,897	6,013	479	0	318	174	6,713	349	14,045		35,943																	
48	4812	School Bus Driver	Paul J. Cruz	F-14	30,355	0	0	Sep-30-2012	0	30,355	8,335	479	0	440	174	-	-	9,429		39,784																	
49	4815	School Bus Driver	Joaquin M. Reyes	F-15	31,418	0	0	Jul-16-2012	0	31,418	8,627	0	0	456	174	-	-	9,257		40,675																	
50	4816	School Bus Driver	Fred C. Pangelinan	F-06	22,926	0	0	Jan-19-2011	662	23,588	6,477	479	0	342	174	-	-	7,472		31,060																	

Function: Transportation and Housing & Economic Development⁷⁷
DEPARTMENT/AGENCY: Department of Public Works
PROGRAM: 1030 Bus Operations
FUND: GENERAL FUND 5100A111030SE016

Input by Department										Input by Department													
(A)		(B)	(C)		(D)	(E)	(F)	(G)	(H)	(I)	(J)	(K)	(L)	(M)	(N)		(O)	(P)		(Q)	(R)		(S)
No.	Position No. / Section	Position Title	Name of Incumbent	Grade/ Step	Salary	Law Enforcement 10%	Special*	Increment		(E+F+G+I) Subtotal	Retirement (J * 27.46%)		Retire (DDI)	Social Security (6.2% * J)	Benefits Medicare (1.45% * J)		Life (1/)	Medical (Premium)	Dental (Premium)	Total Benefits (K thru Q)	(J + R) TOTAL		
								Date	Amf.		(\$18.40*26PP)	(\$18.40*26PP)	(\$18.40*26PP)										
						\$0	\$0			\$0	\$0	\$0	\$0	\$0	\$0	\$0	\$0	\$0	\$0	\$0	\$0	\$0	
51	4826	School Bus Driver	Steven V. Espinosa	F-07	23,808	0	0	Oct-11-2010	882	24,690	6,780	479	0	358	174	4,035	209	12,035	36,725				
52	4827	School Bus Driver	Elmer M. Santa Maria	F-13	29,329	0	180	Sep-02-2011	86	29,595	8,127	0	0	429	174	2,503	192	11,425	41,020				
53	4828	School Bus Driver	Edward T. Achaigua	F-18	34,834	0	0	Nov-30-2011	0	34,834	9,565	0	0	505	174	4,815	259	15,319	50,153				
54	4830	School Bus Driver	Felix C. Ranoco	F-13	29,329	0	180	Feb-19-2012	0	29,509	8,103	0	0	428	174	4,035	209	12,949	42,457				
55	4832	School Bus Driver	Michell T. Machie	F-13	29,329	0	180	Nov-23-2012	0	29,509	8,103	0	0	428	174	2,503	192	11,400	40,909				
56	4833	School Bus Driver	Benjamin M. Superales	F-15	31,418	0	193	Dec-24-2012	0	31,611	8,680	0	0	458	174	2,503	192	12,008	43,618				
57	4835	School Bus Driver	Joseph F. Duenas	F-18	34,834	0	0	Mar-09-2012	0	34,834	9,565	0	0	505	174	6,713	349	17,306	52,140				
58	4837	School Bus Driver	Leetrea F. Kakas	F-07	23,808	0	0	Jul-31-2012	0	23,808	6,538	479	0	345	174	2,503	192	10,231	34,039				
59	4840	School Bus Driver	Antonio C. Champaco	F-06	22,926	0	141	Nov-28-2011	0	23,067	6,334	479	0	334	174	-	-	7,322	30,388				
60	4844	School Bus Driver	Edward Q. Sudo	F-13	29,329	0	180	Sep-02-2011	86	29,595	8,127	0	0	429	174	4,035	209	12,974	42,568				
61	4846	School Bus Driver	Artemio J. Salas	F-10	26,453	0	162	Sep-27-2011	77	26,692	7,330	479	0	387	174	-	-	8,370	35,062				
62	4847	School Bus Driver	Anthony J. Cruz	F-13	29,329	0	0	May-30-2012	0	29,329	8,054	0	0	425	174	2,503	192	11,348	40,677				
63	4854	School Bus Driver	Francisco P. Garrido	F-07	23,808	0	146	Oct-11-2010	882	24,836	6,820	479	0	360	174	2,503	192	10,528	35,364				
64	4857	School Bus Driver	Raymond P. Quiambao	F-07	23,808	0	146	Aug-01-2012	0	23,954	6,578	479	0	347	174	-	-	7,578	31,532				
65	4858	School Bus Driver	Gerald E. Dizon	F-07	23,808	0	0	Aug-14-2012	0	23,808	6,538	479	0	345	174	2,496	-	10,032	33,840				
66	4859	School Bus Driver	Jesse V. Cruz	F-13	29,329	0	0	Sep-02-2011	86	29,415	8,077	0	0	427	174	2,503	192	11,373	40,788				
67	4863	School Bus Driver	Roberto B. Abian Jr.	F-11	27,379	0	168	Sep-03-2012	0	27,547	7,564	479	0	399	174	-	-	8,617	36,164				
68	4865	School Bus Driver	Jesse C. Mendiola	F-12	28,337	0	174	May-14-2012	0	28,511	7,829	479	0	413	174	6,713	349	15,957	44,468				
69	4867	School Bus Driver	David S. Fejaran	F-07	23,808	0	0	Aug-14-2012	0	23,808	6,538	479	0	345	174	-	-	7,536	31,344				
70	4872	School Bus Driver	Dwayne A. Guerrero	F-07	23,808	0	146	Apr-07-2012	0	23,954	6,578	479	0	347	174	-	-	7,578	31,532				
71	4874	School Bus Driver	Francis A. Fejaran	F-15	31,418	0	193	Jun-20-2011	366	31,977	8,781	479	0	464	174	6,713	349	16,959	48,936				
72	4875	School Bus Driver	Michael T. Guerrero	F-12	28,337	0	174	Jan-10-2012	0	28,511	7,829	0	0	413	174	-	-	8,416	36,927				
73	4878	School Bus Driver	Franklin D. Cruz	F-13	29,329	0	180	Nov-05-2012	0	29,509	8,103	0	0	428	174	2,064	192	10,961	40,470				
74	4880	School Bus Driver	Eric P. Mansapit	F-07	23,808	0	146	Apr-22-2012	0	23,954	6,578	479	0	347	174	2,496	209	10,283	34,237				
75	4881	School Bus Driver	John P. Naputi	F-04	20,942	0	128	Jan-18-2011	827	21,897	6,013	479	0	318	174	-	-	6,984	28,881				
76	4883	School Bus Driver	Ignacio P. Hernandez	F-13	29,329	0	180	Jan-25-2012	0	29,509	8,103	0	0	428	174	2,064	-	10,769	40,278				
77	4885	School Bus Driver	Augusto B. Espiritu	F-13	29,329	0	180	Feb-19-2012	0	29,509	8,103	0	0	428	174	2,496	209	11,410	40,919				
78	4888	School Bus Driver	Edward C. Tedtaotao	F-20	37,315	0	0	Jul-20-2012	0	37,315	10,247	0	0	541	174	6,713	349	18,024	55,339				
79	4892	School Bus Driver	Jesse D. Anderson	F-06	22,926	0	0	Nov-28-2011	0	22,926	6,295	479	0	332	174	4,815	259	12,355	35,281				
80	4895	School Bus Driver	Edward S. Diaz	F-11	27,379	0	0	Aug-25-2012	0	27,379	7,518	479	0	397	174	-	-	8,568	35,947				
81	4898	School Bus Driver	James S.N. Barcinas	F-18	34,834	0	214	Aug-28-2011	203	35,251	9,680	0	0	511	174	4,815	259	15,439	50,690				
82	4899	School Bus Driver	Vicente A. Torre	F-18	34,834	0	0	Nov-28-2011	0	34,834	9,565	0	0	505	174	-	-	10,245	45,079				
83	4904	School Bus Driver	John G. Topasna	F-11	27,379	0	0	Sep-16-2012	0	27,379	7,518	479	0	397	174	4,815	259	13,642	41,021				
84	4911	School Bus Driver	Gregory G. Duenas	F-23	41,372	0	254	Sep-05-2012	0	41,625	11,430	0	0	604	174	4,157	349	16,714	58,340				
85	4915	School Bus Driver	Rodney G. Santos	F-12	28,337	0	174	Dec-18-2012	0	28,511	7,829	479	0	413	174	2,503	192	11,591	40,101				
86	4916	School Bus Driver	Ramon R. Castro	F-18	34,834	0	0	Nov-20-2011	0	34,834	9,565	0	0	505	174	-	-	10,245	45,079				
87	4919	School Bus Driver	Anthony N. Castro	F-18	34,834	0	0	Apr-01-2011	610	35,444	9,733	0	0	514	174	7,020	407	17,848	53,292				
88	4926	School Bus Driver	Paul B. Oliva	F-12	28,337	0	174	Apr-03-2012	0	28,511	7,829	479	0	413	174	2,064	192	11,151	39,662				
89	4929	School Bus Driver	Frankie Q. Cepeda	F-04	20,942	0	128	Jan-22-2011	827	21,897	6,013	479	0	318	174	-	-	6,984	28,881				
90	4930	School Bus Driver	John S. Penaflor	F-18	34,834	0	214	Nov-20-2011	0	35,048	9,624	0	0	508	174	6,713	349	17,368	52,416				
91	4932	School Bus Driver	Glenn I. Diego	F-12	28,337	0	174	Dec-13-2012	0	28,511	7,829	479	0	413	174	2,503	-	11,399	39,909				
92	4933	School Bus Driver	Jesus R. Naputi	F-11	27,379	0	168	Dec-10-2012	0	27,547	7,564	479	0	399	174	2,503	192	11,312	38,859				
93	4936	School Bus Driver	Antonio D. Babauta	F-12	28,337	0	174	May-20-2012	0	28,511	7,829	479	0	413	174	2,503	-	11,399	39,909				
94	4940	School Bus Driver	Lawrence H. Nelson, Jr.	F-07	23,808	0	0	Oct-01-2010	882	24,690	6,780	479	0	358	174	2,503	192	10,486	35,176				
95	4943	School Bus Driver	Joseph T. Castro	F-13	29,329	0	180	Sep-02-2011	86	29,595	8,127	0	0	429	174	4,815	259	13,804	43,399				
96	4944	School Bus Driver	George W. Cruz	F-12	28,337	0	174	Sep-27-2012	0	28,511	7,829	479	0	413	174	-	-	8,895	37,406				
97	4947	School Bus Driver	Roy Q. Quintanilla	F-13	29,329	0	180	Sep-02-2011	86	29,595	8,127	0	0	429	174	-	-	8,730	38,325				
98	4948	School Bus Driver	Joaquin S. Uson	F-20	37,315	0	0	Sep-14-2012	0	37,315	10,247	0	0	541	174	2,503	192	13,657	50,972				
99	4952	School Bus Driver	Gil L.G. Mendiola	F-17	33,656	0	0	May-05-2011	491	34,147	9,377	0	0	495	174	4,035	209	14,290	48,437				
100	4956	School Bus Driver	Johnny C. Toves	F-11	27,379	0	168	Jan-01-2011	719	28,266	7,762	479	0	410	174	4,035	209	13,068	41,334				
101	4965	School Bus Driver	Christobal M. Mesa	F-13	29,329	0	0	Nov-23-2012	0	29,329	8,054	0	0	425	174	4,366	407	13,426	42,755				
102	4966	School Bus Driver	Vidal P. Banzal	F-11	27,379	0	0	Aug-25-2012	0	27,379	7,518	479	0	397	174	4,815	-	13,383	40,762				
103	4967	School Bus Driver	Anthony R. Quintanilla	F-11	27,379	0	168	Feb-23-2012	0	27,547	7,564	0	0	399	174	-	-	8,138	35,685				
104	4968	School Bus Driver	Vincent D. Mendiola	F-12	28,337	0	0	Jan-10-2012	0	28,337	7,781	0	0	411	174	-	-	8,366	36,703				
105	4970	School Bus Driver	Benny DJ Pangelinan	F-11	27,379	0	0	Sep-09-2012	0	27,379	7,518	479	0	397	174	-	-	8,568	35,947				

Government of Guam
Fiscal Year 2011
Agency Staffing Pattern
Current

[BBMR SP-1]

Function: Transportation and Housing & Economic Development
DEPARTMENT/AGENCY: Department of Public Works
PROGRAM: 1030 Bus Operations
FUND: GENERAL FUND 5100A111030SE016

Input by Department										Input by Department									
(A)		(B)	(C)	(D)	(E)	(F)	(G)	(H)		(J)	(K)	(L)	(M)	(N)	(O)	(P)	(Q)	(R)	(S)
No.	Position No. / Section	Position Title	Name of Incumbent	Grade/ Step	Salary	Law Enforcement 10%	Special*	Increment		(E+F+G+I) Subtotal	Retirement (J * 27.46%)	Retire (DDI) (\$18.40*26PP)	Social Security (6.2% * J)	Benefits		Medical (Premium)	Dental (Premium)	Total Benefits (K thru Q)	(J + R) TOTAL
								Date	Amt.					Medicare (1.45% * J)	Life (1/)				
						\$0	\$0		\$0	\$0	\$0	\$0	\$0	\$0	\$0	\$0	\$0		
106	4980	School Bus Driver	Glenn J. Palomo	F-17	33,656	0	0	Jun-15-2012	0	33,656	9,242	479	0	488	174	-	-	10,383	44,039
107	4982	School Bus Driver	Cristito L. Cali, Jr.	F-06	22,926	0	141	Oct-11-2010	882	23,949	6,576	479	0	347	174	-	-	7,577	31,525
108	4983	School Bus Driver	Ray S. Santos	F-12	28,337	0	174	Dec-17-2012	0	28,511	7,829	479	0	413	174	7,020	407	16,323	44,834
109	5100	School Bus Driver	Joseph J.Q. Sablan	F-13	29,329	0	180	Feb-19-2012	0	29,509	8,103	0	0	428	174	-	-	8,705	38,214
110	5220	School Bus Driver	Patrick S.A. Torres	F-13	29,329	0	180	Jan-20-2011	770	30,279	8,315	0	0	439	174	2,064	192	11,183	41,462
111	4753	School Bus Driver	Gregory F. Cruz	F-18	34,834	0	0	Mar-09-2012	0	34,834	9,565	0	0	505	174	2,972	259	13,476	48,310
112	4764	School Bus Driver	William R. Taimanglo	F-18	34,834	0	0	Jan-01-2012	0	34,834	9,565	0	0	505	174	4,035	209	14,488	49,322
113	4839	School Bus Driver	Dennis R. Flores	F-18	34,834	0	214	Jan-17-2012	0	35,048	9,624	0	0	508	174	-	-	10,306	45,354
114	4849	School Bus Driver	Michael I. Evaristo	F-13	29,329	0	180	Oct-12-2011	0	29,509	8,103	0	0	428	174	2,064	-	10,769	40,278
115	4873	School Bus Driver	Raymond Manglona	F-21	38,621	0	0	Oct-27-2011	0	38,621	10,605	479	0	560	174	2,503	192	14,513	53,135
116	4905	School Bus Driver	Ramon B. Villagomez	F-18	34,834	0	214	Sep-09-2011	102	35,150	9,652	0	0	510	174	4,815	259	15,410	50,559
117	4934	School Bus Driver	Cornilio F. Kakas	F-18	34,834	0	214	Mar-09-2012	0	35,048	9,624	0	0	508	174	7,020	407	17,734	52,781
118	4958	School Bus Driver	Tommy J. Arceo	F-11	27,379	0	0	Nov-23-2011	0	27,379	7,518	479	0	397	174	7,020	407	15,996	43,375
119	5104	School Bus Driver	Kerry M. Pocaigue	F-18	34,834	0	214	Jun-12-2011	406	35,454	9,736	479	0	514	174	-	-	10,903	46,356
LTA/TEMP CONVERTED TO CLASSIFIED 3/24/2011 - PENDING FINAL TRANSACTIONS)										0	0	0	0	0	0	-	-	0	0
120	4713	LTA School Bus Driver	Nilo T. Belga	F-01	17,635	0	108		0	17,743	4,872	479	0	257	174	6,713	349	12,844	30,587
121	4717	TEMP School Bus Driver	Clarissa C. Pocaigue	F-01	17,635	0	0		0	17,635	4,843	479	0	256	174	4,366	-	10,117	27,752
122	4738	TEMP School Bus Driver	Anthony S. Manibusan	F-01	17,635	0	108		0	17,743	4,872	479	0	257	174	2,064	192	8,038	25,781
123	4751	TEMP School Bus Driver	Anthony K Portka	F-01	17,635	0	0		0	17,635	4,843	479	0	256	174	2,503	-	8,255	25,890
124	4752	LTA School Bus Driver	Michael B. Rosario	F-01	17,635	0	108		0	17,743	4,872	479	0	257	174	-	-	5,783	23,526
125	4778	LTA School Bus Driver	Peter P. Pablo	F-01	17,635	0	108		0	17,743	4,872	479	0	257	174	2,064	192	8,038	25,781
126	4790	TEMP School Bus Driver	Gary P. Borja	F-01	17,635	0	108		0	17,743	4,872	479	0	257	174	2,064	192	8,038	25,781
127	4797	TEMP School Bus Driver	Ricardo W.L. Calvo	F-01	17,635	0	108		0	17,743	4,872	0	0	257	174	-	-	5,304	23,047
128	4802	TEMP School Bus Driver	Crisostomo H. Sarrosa	F-01	17,635	0	108		0	17,743	4,872	479	0	257	174	6,713	349	12,844	30,587
129	4825	TEMP School Bus Driver	Francisco M. Rosario	F-01	17,635	0	0		0	17,635	4,843	479	0	256	174	-	-	5,751	23,386
130	4850	LTA School Bus Driver	Pedro T. Salas	F-01	17,635	0	0		0	17,635	4,843	479	0	256	174	4,035	209	9,995	27,630
131	4879	LTA School Bus Driver	Joseph J. Pangelinan	F-01	17,635	0	0		0	17,635	4,843	479	0	256	174	-	-	5,751	23,386
132	4891	LTA School Bus Driver	Anthony J. Manibusan	F-01	17,635	0	108		0	17,743	4,872	479	0	257	174	-	-	5,783	23,526
133	4945	TEMP School Bus Driver	Vincent P. Castro	F-01	17,635	0	0		0	17,635	4,843	479	0	256	174	-	-	5,751	23,386
134	4949	TEMP School Bus Driver	John L.M. Castro	F-01	17,635	0	0		0	17,635	4,843	479	0	256	174	6,713	349	12,813	30,448
135	4981	TEMP School Bus Driver	Carlos M. Laganzo, Jr.	F-01	17,635	0	0		0	17,635	4,843	479	0	256	174	-	-	5,751	23,386
136	5103	TEMP School Bus Driver	Billy Jr. Delgado	F-01	17,635	0	108		0	17,743	4,872	479	0	257	174	6,713	349	12,844	30,587
PROBATIONARY RECRUITED FTE'S PENDING FINAL TRANSACTIONS)										0	0	0	0	0	0	-	-	0	0
137	4715	School Bus Driver	John A. Villagomez	F-01	17,635	0	0		0	17,635	4,843	479	0	256	174	2,064	192	8,007	25,642
138	4724	School Bus Driver	Jerry C. Cruz	F-01	17,635	0	0		0	17,635	4,843	479	0	256	174	4,035	209	9,995	27,630
139	4746	School Bus Driver	Steven SA Cruz	F-01	17,635	0	0		0	17,635	4,843	479	0	256	174	4,035	209	9,995	27,630
1	4768	School Bus Driver	Glenn A Villagomez	F-01	17,635	0	0		0	17,635	4,843	479	0	256	174	4,035	209	9,995	27,630
2	4782	School Bus Driver	Jonathan KT Esteves	F-01	17,635	0	0		0	17,635	4,843	479	0	256	174	4,035	209	9,995	27,630
3	4803	School Bus Driver	Ignacio JR A Sahagon	F-01	17,635	0	0		0	17,635	4,843	479	0	256	174	4,035	209	9,995	27,630
140	4887	School Bus Driver	Jesse JR Naputi	F-01	17,635	0	108		0	17,743	4,872	479	0	257	174	4,035	209	10,026	27,769
SCHOOL BUS DRIVER SUPERVISORS										0	0	0	0	0	0	-	-	0	0
141	4709	School Bus Driver Supervisor	Ricky U. Taijeron	I-15	38,105	0	234	Sep-07-2012	0	38,339	10,528	479	0	553	174	7,020	407	19,161	57,499
142	4710	School Bus Driver Supervisor	George M. Superales	I-19	43,726	0	268	Feb-15-2013	0	43,994	12,081	0	0	638	174	-	-	12,893	56,887
143	4711	School Bus Driver Supervisor	Anthony C. Gumataotao	I-09	31,014	0	190	Mar-15-2011	624	31,828	8,740	479	0	462	174	-	-	9,855	41,683
144	4712	School Bus Driver Supervisor	Vicente C. Santos	I-15	38,105	0	234	Sep-15-2012	0	38,339	10,528	479	0	556	174	-	-	11,737	50,075
145	4780	School Bus Driver Supervisor	Pedro C. Santos	I-09	31,014	0	190	Sep-04-2011	89	31,293	8,593	479	0	454	174	-	-	9,700	40,993
146	4925	School Bus Driver Supervisor	George G. Aguon	I-15	38,105	0	234	Sep-07-2012	0	38,339	10,528	0	0	553	174	6,713	-	17,967	56,306
147	4953	School Bus Driver Supervisor	Daniel B. Quintanilla Jr.	I-09	31,014	0	190	Sep-22-2011	89	31,293	8,593	479	0	454	174	7,020	407	17,127	48,420
148	4954	School Bus Driver Supervisor	Steven R. Cruz	I-10	32,083	0	197	Sep-07-2012	0	32,280	8,864	0	0	468	174	-	-	9,506	41,786
149	4955	School Bus Driver Supervisor	Juan D. Duenas	I-17	40,819	0	250	Feb-15-2011	952	42,021	11,539	0	0	609	174	4,815	-	17,137	59,158
149	TOTAL WARM BODIES				\$ 4,115,461	\$ -	\$ 18,244	---	\$ 25,325	\$ 4,159,030	\$ 1,142,070	\$ 47,900	\$ -	\$ 59,746	\$ 26,448	\$ 377,226	\$ 19,419	\$ 1,672,808	\$ 5,831,838

Marlene TA Tydingco
4/28/2011

Function: Transportation and Housing & Economic Development ⁷⁷
DEPARTMENT/AGENCY: Department of Public Works
PROGRAM: 1030 Bus Operations
FUND: GENERAL FUND 5100A111030SE016

Input by Department														Input by Department							
(A)		(B)	(C)		(D)	(E)	(F)	(G)	(H)		(I)	(J)	(K)	(L)	(M)	(N)	(O)	(P)	(Q)	(R)	(S)
No.	Position No. / Section	Position Title	Name of Incumbent	Grade/ Step	Salary	Law Enforcement 10%	Special*	Increment		(E+F+G+I) Subtotal	Retirement (J * 27.46%)	Retire (DDI) (\$18.40*26PP)	Social Security (6.2% * J)	Benefits Medicare (1.45% * J)	Life (1/)	Medical (Premium)	Dental (Premium)	Total Benefits (K thru Q)	(J + R) TOTAL		
								Date	Amnt.												
						\$0	\$0			\$0	\$0	\$0	\$0	\$0	\$0	\$0	\$0	\$0	\$0		

APPROVED VACANCIES (REMAINING OF 31 SBD RECRUITMENT)																			
	4707	TEMP School Bus Driver	Aaron J. Santos	F-01															
	4732	TEMP School Bus Driver	Derrick P. Salas	F-01															
4	4862	LTA School Bus Driver	VACATED 1/21/11 Jon Paul A. Duenas	F-01	17,635	0	0		0	17,635	4,843	479	0	256	174	4,035	209	9,995	27,630
5	4969	School Bus Driver	VACANT	F-01	17,635	0	0		0	17,635	4,843	479	0	256	174	4,035	209	9,995	27,630
	4901	TEMP School Bus Driver	Vicente N. Mesa	F-01															
6	4903	TEMP School Bus Driver	VACATED 2-15-2011 William R. Rosal	F-01	17,635	0	0		0	17,635	4,843	479	0	256	174	4,035	209	9,995	27,630
7	4963	School Bus Driver	VACATED (B. P. O'Connor)	F-01	17,635	0	0		0	17,635	4,843	479	0	256	174	4,035	209	9,995	27,630
7	TOTAL APPROVED VACANCIES			----	70,540	0	0	----	0	70,540	19,370	1,916	0	1,023	696	16,140	835	39,980	110,520
156	TOTAL APPROVED VACANCIES & WARM BODIES			----	4,186,001	0	18,244	----	25,325	4,229,570	1,161,440	49,816	0	60,769	27,144	393,366	20,254	1,712,788	5,942,358

	VACANCIES (Pending BBMR APPROVAL)																		
1	4722	Light Duty School Bus Driver ^{ADM}	VACANT 10/29/2010 Alfred A. Manibusan	F-01	17,635	0	0		0	17,635	4,843	479	0	256	174	4,035	209	9,995	27,630
2	4791	School Bus Driver	VACATED 10/19/10 Ronald J. Leon Guerrero	F-01	17,635	0	0		0	17,635	4,843	479	0	256	174	4,035	209	9,995	27,630
3	4829	School Bus Driver	RESIGNATION 3/4/11 James M. Iriarte	F-11	17,635	0	0		0	17,635	4,843	479	0	256	174	4,035	209	9,995	27,630
4	4896	School Bus Driver	VACATED 1/19/11 David F. Aguon	F-01	17,635	0	0		0	17,635	4,843	479	0	256	174	4,035	209	9,995	27,630
5	5109	Light Duty School Bus Driver ^{ADM}	VACANT 1/21/11 Gregory E. Aquino	F-01	17,635	0	0		0	17,635	4,843	479	0	256	174	4,035	209	9,995	27,630
5	TOTAL PENDING VACANCIES			----	88,175	0	0	---	0	88,175	24,213	2,395	0	1,279	870	20,175	1,044	49,975	138,150
161	GRAND TOTAL VACANCIES/PENDING VACANCIES/WARM BODIES			----	4,274,176	0	18,244	---	25,325	4,317,745	1,185,653	52,211	0	62,047	28,014	413,540	21,298	1,762,763	6,080,508
	VACANT POSITIONS																		
1	4749	School Bus Driver	VACATED Estanislao B. Matagolai	F-01	0	0	0		0	0	0	0	0	0	0	0	0	0	0
2	4785	School Bus Driver	VACATED John M. Cruz	F-01	0	0	0		0	0	0	0	0	0	0	0	0	0	0
3	4856	Light Duty School Bus Driver TM	VACATED 3/4/11 Jesse C. Duenas	F-11	0	0	0		0	0	0	0	0	0	0	0	0	0	0
4		School Bus Driver	Vacant (J. Rodriguez)	F-01	0	0	0		0	0	0	0	0	0	0	0	0	0	0
5		School Bus Driver	Vacant (M. Cruz)	F-01	0	0	0		0	0	0	0	0	0	0	0	0	0	0
6		School Bus Driver	Vacant (W. Cruz)	F-01	0	0	0		0	0	0	0	0	0	0	0	0	0	0
7		School Bus Driver	Vacant (G. Eay)	F-01	0	0	0		0	0	0	0	0	0	0	0	0	0	0
8		School Bus Driver	Vacant (J. Cruz)	F-01	0	0	0		0	0	0	0	0	0	0	0	0	0	0
9		School Bus Driver	Vacant (H. Reyes)	F-01	0	0	0		0	0	0	0	0	0	0	0	0	0	0
10	4787	TEMP School Bus Driver	Vacated 3/24/2011 John A. Villagomez	F-01	17,635	0	0		0	17,635	4,843	479	0	256	174	4,035	209	9,995	27,630
11	4918	School Bus Driver	VACATED 3/29/11 Edilberto V. Fama	F-13	17,635	0	0		0	17,635	4,843	479	0	256	174	4,035	209	9,995	27,630

77/ Housing Management Section has been transferred to Guam Housing and Urban Renewal Authority based upon a previous budget act, however FTEs remain at DPW Building Maintenance Division.

Footnote #	Reference	DOA Record	Charged to	Physical location	Basis	Action Required
*	Special Pay					
1/	Life Benefit					
2/	Position No. / Section					
3/	David SN Sablan	Bus	TM	TM	JOM	Submit GG1
4/	Francis Dungca	Bus	Bus	Adm	Light Duty	Reassign light duties to Bus
4/	Gregorio Aquino	Bus	Bus	Adm	Light Duty	Reassign light duties to Bus
4/	David Yamasta	Bus	Bus	Adm	Light Duty	Reassign light duties to Bus
5/	Jessie C Duenas	Bus	TM	TM	JOM	Cancel JOM & reassign light duties to Bus
6/	Raymond G. Manglona	FO	Bus	Bus	GG1/PA	Memo/GG1 to BBMR/DOA
6/	Tommy J. Arceo	FO	Bus	Bus	GG1/PA	Memo/GG1 to BBMR/DOA

Department to submit documents in FY2010 to address discrepancies.

JOM (Job Order Master)

PA (Personnel Action)

FO (Fueling Operations) Bus Operations

Function: Transportation and Housing & Economic Development
DEPARTMENT/AGENCY: Department of Public Works
PROGRAM: 1030 Bus Operations
FUND: GENERAL FUND 5100A111030SE016

Input by Department											Input by Department										
(A)		(B)	(C)		(D)	(E)	(F)	(G)	(H)		(I)	(J)	(K)	(L)	(M)	(N)	(O)	(P)	(Q)	(R)	(S)
No.	Position No. / Section	Position Title	Name of Incumbent	Grade/ Step	Salary	Law Enforcement 10%	Special*	Increment		(E+F+G+I) Subtotal	Retirement (J * 27.46%)	Retire (DDI) (\$18.40*26PP)	Social Security (6.2% * J)	Benefits Medicare (1.45% * J)	Life (1/)	Medical (Premium)	Dental (Premium)	Total Benefits (K thru Q)	(J + R) TOTAL		
								Date	Amt.												
						\$0	\$0			\$0	\$0	\$0	\$0	\$0	\$0	\$0	\$0	\$0	\$0		

FUNDED VACANCIES (31 SCHOOL BUS DRIVERS RECRUITMENT)				CONVERSION EFFECTIVE 3/14/2011			
1	4713	LTA School Bus Driver	Nilo T. Belga	CONVERSION FROM LTA/TEMP TO CLASSIFIED FTE			
2	4717	TEMP School Bus Driver	Clarissa C. Pocaigue	CONVERSION FROM LTA/TEMP TO CLASSIFIED FTE			
3	4738	TEMP School Bus Driver	Anthony S. Manibusan	CONVERSION FROM LTA/TEMP TO CLASSIFIED FTE			
4	4751	TEMP School Bus Driver	Anthony K Portka	CONVERSION FROM LTA/TEMP TO CLASSIFIED FTE			
5	4752	LTA School Bus Driver	Michael B. Rosario	CONVERSION FROM LTA/TEMP TO CLASSIFIED FTE			
6	4778	LTA School Bus Driver	Peter P. Pablo	CONVERSION FROM LTA/TEMP TO CLASSIFIED FTE			
7	4790	TEMP School Bus Driver	Gary P. Borja	CONVERSION FROM LTA/TEMP TO CLASSIFIED FTE			
8	4797	TEMP School Bus Driver	Ricardo W.L. Calvo	CONVERSION FROM LTA/TEMP TO CLASSIFIED FTE			
9	4802	TEMP School Bus Driver	Crisostomo H. Sarrosa	CONVERSION FROM LTA/TEMP TO CLASSIFIED FTE			
10	4825	TEMP School Bus Driver	Francisco M. Rosario	CONVERSION FROM LTA/TEMP TO CLASSIFIED FTE			
11	4850	LTA School Bus Driver	Pedro T. Salas	CONVERSION FROM LTA/TEMP TO CLASSIFIED FTE			
12	4879	LTA School Bus Driver	Joseph J. Pangelinan	CONVERSION FROM LTA/TEMP TO CLASSIFIED FTE			
13	4891	LTA School Bus Driver	Anthony J. Manibusan	CONVERSION FROM LTA/TEMP TO CLASSIFIED FTE			
14	4945	TEMP School Bus Driver	Vincent P. Castro	CONVERSION FROM LTA/TEMP TO CLASSIFIED FTE			
15	4949	TEMP School Bus Driver	John L.M. Castro	CONVERSION FROM LTA/TEMP TO CLASSIFIED FTE			
16	4981	TEMP School Bus Driver	Carlos M. Laganzo, Jr.	CONVERSION FROM LTA/TEMP TO CLASSIFIED FTE			
17	5103	TEMP School Bus Driver	Billy Jr. Delgado	CONVERSION FROM LTA/TEMP TO CLASSIFIED FTE			

18	4707	TEMP School Bus Driver	Aaron J. Santos	Jerry C Cruz	
19	4724	School Bus Driver	VACATED Steven R. Cruz		
20	4732	TEMP School Bus Driver	Derrick P. Salas		
21	4746	School Bus Driver	VACATED George G. Aguon	Steven SA Cruz	
22	4768	TEMP School Bus Driver	VACATED 2-28-11 Joel L. Nadal	Glenn A Villagomez	
23	4782	School Bus Driver	VACATED (Anthony J. Salas)	Jonathan KT Esteves	
24	4803	TEMP School Bus Driver	VACATED 2/15/11 Beinvenido C. Marquez	Ignacio JR A Sahagon	
25	4862	LTA School Bus Driver	VACATED 1/-21/11 Jon Paul A. Duenas	Jesse JR Naputi	
26	4887	School Bus Driver	VACATED Ricky U. Tajjeron		
27	4901	TEMP School Bus Driver	Vicente N. Mesa		
28	4903	TEMP School Bus Driver	VACATED 2-15-2011 William R. Rosal	John A. Villagomez	
29	4963	School Bus Driver	VACATED (B. P. O'Connor)		
30	4969	School Bus Driver			
31	4715	SCHOOL BUS DRIVER	VACANT		POSITION NO.4823 REPLACED BY 4715 DUE TO DUPLICATE

Input by Department											
Special Pay Categories											
(A)		(B)	(C)	(D)	(E)	(F)	(G)	(H)	(I)	(J)	(K)
					1/ Night Differential	2/ Hazard 10%	3/ Hazard 8%	4/ Nurse Sunday	5/ Nurse	6/ EMT	
No.	Position No. / Section	Position Title	Name of Incumbent	Holiday Pay	Pay 10%			Pay 1.5	Pay 1.5	Pay 15%	(E+F+G+H+I+J) Subtotal
1	4700	SBO Superintendent	Franklin F. Taitano	\$0	\$40	\$0	\$0	\$0	\$0	\$0	\$40
2	4468	Administrative Aide	Nicole T. Cruz	0	0	0	0	0	0	0	\$0
3	4763	Administrative Assistant	Julie N. Manglona	0	0	0	0	0	0	0	\$0
4	4807	Clerk III	Rosabel I. Flores	0	0	0	0	0	0	0	\$0
	TEMPORARY	0	0	0	0	0	0	0	0	0	\$0
5	4876	TDA Duty School Bus DriverADM	Ricky F.C. Iglesias, Jr.	0	0	0	0	0	0	0	\$0
	LIGHT DUTY	0	0	0	0	0	0	0	0	0	\$0
6	4871	Light Duty School Bus DriverADM	Peter F. Sablan	0	\$0	0	0	0	0	0	\$0
7	4909	Light Duty School Bus DriverADM	Patrick C. Cruz	0	\$0	0	0	0	0	0	\$0
8	4973	Light Duty School Bus DriverADM	Jerry R. Santos	0	\$0	0	0	0	0	0	\$0
9	4823	Light Duty School Bus DriverADM	David J. Yamasta	1,284	\$3,036	0	0	0	0	0	\$4,320
10	4884	Light Duty School Bus DriverADM	Francis H. Dungca	0	0	0	0	0	0	0	\$0

Government of Guam
Fiscal Year 2011
Agency Staffing Pattern
Current

[BBMR SP-1]

Function: Transportation and Housing & Economic Development
DEPARTMENT/AGENCY: Department of Public Works
PROGRAM: 1030 Bus Operations
FUND: GENERAL FUND 5100A111030SE016

Input by Department										Input by Department											
No.	Position No. / Section	Position Title	Name of Incumbent	Grade/ Step	Salary	Law Enforcement 10%	Special*	Increment		(J) (E+F+G+H) Subtotal	(K) Retirement (J * 27.46%)	(L) Retire (DDI) (\$18.40*26PP)	(M) Social Security (6.2% * J)	(N) Medicare (1.45% * J)	(O) Life (1/)	(P) Medical (Premium)	(Q) Dental (Premium)	(R) Total Benefits (K thru Q)	(S) (J + R) TOTAL		
								Date	Amt.												
11	4821	Light Duty School Bus DriverADM	Mary Ann C. Quenga	0	0	0	0	0	0	\$0	\$0	\$0	\$0	\$0	\$0	\$0	\$0	\$0			
12	4946	Light Duty School Bus DriverADM	Peter John M. Duenas	0	0	0	0	0	0	\$0	\$0	\$0	\$0	\$0	\$0	\$0	\$0	\$0			
	TEMPORARY		0	0	0	0	0	0	0	\$0	\$0	\$0	\$0	\$0	\$0	\$0	\$0	\$0			
13	4707	TEMP School Bus Driver	Aaron J. Santos	0	108	0	0	0	0	\$0	\$0	\$0	\$0	\$0	\$0	\$0	\$0	\$108			
14	4732	TEMP School Bus Driver	Derrick P. Salas	0	108	0	0	0	0	\$0	\$0	\$0	\$0	\$0	\$0	\$0	\$0	\$108			
15	4794	TEMP School Bus Driver	Michael L.C. Salas	0	0	0	0	0	0	\$0	\$0	\$0	\$0	\$0	\$0	\$0	\$0	\$0			
16	4901	TEMP School Bus Driver	Vicente N. Mesa	0	0	0	0	0	0	\$0	\$0	\$0	\$0	\$0	\$0	\$0	\$0	\$0			
	SCHOOL BUS		0	0	0	0	0	0	0	\$0	\$0	\$0	\$0	\$0	\$0	\$0	\$0	\$0			
17	4714	School Bus Driver	Peter J. Cruz	0	0	0	0	0	0	\$0	\$0	\$0	\$0	\$0	\$0	\$0	\$0	\$0			
18	4719	School Bus Driver	Robert J. Quinata	0	146	0	0	0	0	\$0	\$0	\$0	\$0	\$0	\$0	\$0	\$0	\$146			
19	4720	School Bus Driver	Thomas J. Carbullido	0	221	0	0	0	0	\$0	\$0	\$0	\$0	\$0	\$0	\$0	\$0	\$221			
20	4726	School Bus Driver	Charles C. Wolford, Jr.	0	141	0	0	0	0	\$0	\$0	\$0	\$0	\$0	\$0	\$0	\$0	\$141			
21	4728	School Bus Driver	Michael J.S. Nauta	0	128	0	0	0	0	\$0	\$0	\$0	\$0	\$0	\$0	\$0	\$0	\$128			
22	4729	School Bus Driver	Daniel J. Leon Guerrero	0	245	0	0	0	0	\$0	\$0	\$0	\$0	\$0	\$0	\$0	\$0	\$245			
23	4731	School Bus Driver	William B. Parke	0	0	0	0	0	0	\$0	\$0	\$0	\$0	\$0	\$0	\$0	\$0	\$0			
24	4734	School Bus Driver	Pedring F. Olpindo	0	174	0	0	0	0	\$0	\$0	\$0	\$0	\$0	\$0	\$0	\$0	\$174			
25	4739	School Bus Driver	August B. Blas	0	0	0	0	0	0	\$0	\$0	\$0	\$0	\$0	\$0	\$0	\$0	\$0			
26	4740	School Bus Driver	Manuel C. Salas	0	0	0	0	0	0	\$0	\$0	\$0	\$0	\$0	\$0	\$0	\$0	\$0			
27	4743	School Bus Driver	John A. Ungacta	0	0	0	0	0	0	\$0	\$0	\$0	\$0	\$0	\$0	\$0	\$0	\$0			
28	4744	School Bus Driver	John C. Cabrera	0	0	0	0	0	0	\$0	\$0	\$0	\$0	\$0	\$0	\$0	\$0	\$0			
29	4748	School Bus Driver	Luis V.I. Castro	0	0	0	0	0	0	\$0	\$0	\$0	\$0	\$0	\$0	\$0	\$0	\$0			
30	4754	School Bus Driver	Michael F. Duenas	0	229	0	0	0	0	\$0	\$0	\$0	\$0	\$0	\$0	\$0	\$0	\$229			
31	4756	School Bus Driver	Lou T. Blas	0	141	0	0	0	0	\$0	\$0	\$0	\$0	\$0	\$0	\$0	\$0	\$141			
32	4761	School Bus Driver	William T. Leon Guerrero	0	168	0	0	0	0	\$0	\$0	\$0	\$0	\$0	\$0	\$0	\$0	\$168			
33	4765	School Bus Driver	Vincent R. Martinez	0	141	0	0	0	0	\$0	\$0	\$0	\$0	\$0	\$0	\$0	\$0	\$141			
34	4767	School Bus Driver	Mark R. Unpingco	0	141	0	0	0	0	\$0	\$0	\$0	\$0	\$0	\$0	\$0	\$0	\$141			
35	4771	School Bus Driver	Roke S.N. Quintanilla	0	174	0	0	0	0	\$0	\$0	\$0	\$0	\$0	\$0	\$0	\$0	\$174			
36	4772	School Bus Driver	Kenneth A. Naputi	0	146	0	0	0	0	\$0	\$0	\$0	\$0	\$0	\$0	\$0	\$0	\$146			
37	4775	School Bus Driver	Robert C. Toves	0	146	0	0	0	0	\$0	\$0	\$0	\$0	\$0	\$0	\$0	\$0	\$146			
38	4783	School Bus Driver	Elias S. Salas, Jr.	0	0	0	0	0	0	\$0	\$0	\$0	\$0	\$0	\$0	\$0	\$0	\$0			
39	4785	School Bus Driver	Anthony C. Samilano	0	108	0	0	0	0	\$0	\$0	\$0	\$0	\$0	\$0	\$0	\$0	\$108			
40	4786	School Bus Driver	James J. Matanane	0	0	0	0	0	0	\$0	\$0	\$0	\$0	\$0	\$0	\$0	\$0	\$0			
41	4799	School Bus Driver	Rufino P. Sunga	0	0	0	0	0	0	\$0	\$0	\$0	\$0	\$0	\$0	\$0	\$0	\$0			
42	4801	School Bus Driver	Benjamin D. Cruz	0	168	0	0	0	0	\$0	\$0	\$0	\$0	\$0	\$0	\$0	\$0	\$168			
43	4804	School Bus Driver	Richard M. Guerrero	0	141	0	0	0	0	\$0	\$0	\$0	\$0	\$0	\$0	\$0	\$0	\$141			
44	4805	School Bus Driver	Israel S. Alfred	0	128	0	0	0	0	\$0	\$0	\$0	\$0	\$0	\$0	\$0	\$0	\$128			
45	4808	School Bus Driver	Marvin B. Bass	0	0	0	0	0	0	\$0	\$0	\$0	\$0	\$0	\$0	\$0	\$0	\$0			
46	4809	School Bus Driver	Anthony M. Garrido	0	168	0	0	0	0	\$0	\$0	\$0	\$0	\$0	\$0	\$0	\$0	\$168			
47	4810	School Bus Driver	Roque C. Santos	0	128	0	0	0	0	\$0	\$0	\$0	\$0	\$0	\$0	\$0	\$0	\$128			
48	4812	School Bus Driver	Paul J. Cruz	0	0	0	0	0	0	\$0	\$0	\$0	\$0	\$0	\$0	\$0	\$0	\$0			
49	4815	School Bus Driver	Joaquin M. Reyes	0	0	0	0	0	0	\$0	\$0	\$0	\$0	\$0	\$0	\$0	\$0	\$0			
50	4816	School Bus Driver	Fred C. Pangelinan	0	0	0	0	0	0	\$0	\$0	\$0	\$0	\$0	\$0	\$0	\$0	\$0			
51	4826	School Bus Driver	Steven V. Espinosa	0	0	0	0	0	0	\$0	\$0	\$0	\$0	\$0	\$0	\$0	\$0	\$0			
52	4827	School Bus Driver	Elmer M. Santa Maria	0	180	0	0	0	0	\$0	\$0	\$0	\$0	\$0	\$0	\$0	\$0	\$180			
53	4828	School Bus Driver	Edward T. Achaigua	0	0	0	0	0	0	\$0	\$0	\$0	\$0	\$0	\$0	\$0	\$0	\$0			
54	4830	School Bus Driver	Felix C. Ranoco	0	180	0	0	0	0	\$0	\$0	\$0	\$0	\$0	\$0	\$0	\$0	\$180			
55	4832	School Bus Driver	Michell T. Machie	0	180	0	0	0	0	\$0	\$0	\$0	\$0	\$0	\$0	\$0	\$0	\$180			
56	4833	School Bus Driver	Benjamin M. Superales	0	193	0	0	0	0	\$0	\$0	\$0	\$0	\$0	\$0	\$0	\$0	\$193			
57	4835	School Bus Driver	Joseph F. Duenas	0	0	0	0	0	0	\$0	\$0	\$0	\$0	\$0	\$0	\$0	\$0	\$0			
58	4837	School Bus Driver	Leetrea F. Kakas	0	0	0	0	0	0	\$0	\$0	\$0	\$0	\$0	\$0	\$0	\$0	\$0			
59	4840	School Bus Driver	Antonio C. Champaco	0	141	0	0	0	0	\$0	\$0	\$0	\$0	\$0	\$0	\$0	\$0	\$141			
60	4844	School Bus Driver	Edward Q. Sudo	0	180	0	0	0	0	\$0	\$0	\$0	\$0	\$0	\$0	\$0	\$0	\$180			
61	4846	School Bus Driver	Artemio J. Salas	0	162	0	0	0	0	\$0	\$0	\$0	\$0	\$0	\$0	\$0	\$0	\$162			
62	4847	School Bus Driver	Anthony J. Cruz	0	0	0	0	0	0	\$0	\$0	\$0	\$0	\$0	\$0	\$0	\$0	\$0			
63	4854	School Bus Driver	Francisco P. Garrido	0	146	0	0	0	0	\$0	\$0	\$0	\$0	\$0	\$0	\$0	\$0	\$146			

Government of Guam
Fiscal Year 2011
Agency Staffing Pattern
Current

[BBMR SP-1]

Function: Transportation and Housing & Economic Development
DEPARTMENT/AGENCY: Department of Public Works
PROGRAM: 1030 Bus Operations
FUND: GENERAL FUND 5100A111030SE016

Input by Department											Input by Department										
(A)		(B)	(C)	(D)	(E)	(F)	(G)	(H)		(I)	(J)	(K)	(L)	(M)	(N)	(O)	(P)		(Q)	(R)	(S)
No.	Position No. / Section	Position Title	Name of Incumbent	Grade/ Step	Salary	Law Enforcement 10%	Special*	Increment			(E+F+G+I) Subtotal	Retirement (J * 27.46%)	Retire (DDI) (\$18.40*26PP)	Social Security (6.2% * J)	Medicare (1.45% * J)	Life (1/)	Medical (Premium)	Dental (Premium)	Total Benefits (K thru Q)	(J + R) TOTAL	
						\$0	\$0			\$0	\$0	\$0	\$0	\$0	\$0	\$0	\$0	\$0	\$0		
64	4857	School Bus Driver	Raymond P. Quiambao	0	146	0	0	0	0	0	\$0										
65	4858	School Bus Driver	Gerald E. Dizon	0	0	0	0	0	0	0	\$0										
66	4859	School Bus Driver	Jesse V. Cruz	0	0	0	0	0	0	0	\$0										
67	4863	School Bus Driver	Roberto B. Abian Jr.	0	168	0	0	0	0	0	\$168										
68	4865	School Bus Driver	Jesse C. Mendiola	0	174	0	0	0	0	0	\$174										
69	4867	School Bus Driver	David S. Fejaran	0	0	0	0	0	0	0	\$0										
70	4872	School Bus Driver	Dwayne A. Guerrero	0	146	0	0	0	0	0	\$146										
71	4874	School Bus Driver	Francis A. Fejaran	0	193	0	0	0	0	0	\$193										
72	4875	School Bus Driver	Michael T. Guerrero	0	174	0	0	0	0	0	\$174										
73	4878	School Bus Driver	Franklin D. Cruz	0	180	0	0	0	0	0	\$180										
74	4880	School Bus Driver	Eric P. Mansapit	0	146	0	0	0	0	0	\$146										
75	4881	School Bus Driver	John P. Naputi	0	128	0	0	0	0	0	\$128										
76	4883	School Bus Driver	Ignacio P. Hernandez	0	180	0	0	0	0	0	\$180										
77	4885	School Bus Driver	Augusto B. Espiritu	0	180	0	0	0	0	0	\$180										
78	4888	School Bus Driver	Edward C. Tedtaotao	0	0	0	0	0	0	0	\$0										
79	4892	School Bus Driver	Jesse D. Anderson	0	0	0	0	0	0	0	\$0										
80	4895	School Bus Driver	Edward S. Diaz	0	0	0	0	0	0	0	\$0										
81	4898	School Bus Driver	James S.N. Barcinas	0	214	0	0	0	0	0	\$214										
82	4899	School Bus Driver	Vicente A. Torre	0	0	0	0	0	0	0	\$0										
83	4904	School Bus Driver	John G. Topasna	0	0	0	0	0	0	0	\$0										
84	4911	School Bus Driver	Gregory G. Duenas	0	254	0	0	0	0	0	\$254										
85	4915	School Bus Driver	Rodney G. Santos	0	174	0	0	0	0	0	\$174										
86	4916	School Bus Driver	Ramon R. Castro	0	0	0	0	0	0	0	\$0										
87	4919	School Bus Driver	Anthony N. Castro	0	0	0	0	0	0	0	\$0										
88	4926	School Bus Driver	Paul B. Oliva	0	174	0	0	0	0	0	\$174										
89	4929	School Bus Driver	Frankie Q. Cepeda	0	128	0	0	0	0	0	\$128										
90	4930	School Bus Driver	John S. Penaflor	0	214	0	0	0	0	0	\$214										
91	4932	School Bus Driver	Glenn I. Diego	0	174	0	0	0	0	0	\$174										
92	4933	School Bus Driver	Jesus R. Naputi	0	168	0	0	0	0	0	\$168										
93	4936	School Bus Driver	Antonio D. Babauta	0	174	0	0	0	0	0	\$174										
94	4940	School Bus Driver	Lawrence H. Nelson, Jr.	0	0	0	0	0	0	0	\$0										
95	4943	School Bus Driver	Joseph T. Castro	0	180	0	0	0	0	0	\$180										
96	4944	School Bus Driver	George W. Cruz	0	174	0	0	0	0	0	\$174										
97	4947	School Bus Driver	Roy Q. Quintanilla	0	180	0	0	0	0	0	\$180										
98	4948	School Bus Driver	Joaquin S. Uson	0	0	0	0	0	0	0	\$0										
99	4952	School Bus Driver	Gil L.G. Mendiola	0	0	0	0	0	0	0	\$0										
100	4956	School Bus Driver	Johnny C. Toves	0	168	0	0	0	0	0	\$168										
101	4965	School Bus Driver	Christobal M. Mesa	0	0	0	0	0	0	0	\$0										
102	4966	School Bus Driver	Vidal P. Banzal	0	0	0	0	0	0	0	\$0										
103	4967	School Bus Driver	Anthony R. Quintanilla	0	168	0	0	0	0	0	\$168										
104	4968	School Bus Driver	Vincent D. Mendiola	0	0	0	0	0	0	0	\$0										
105	4970	School Bus Driver	Benny DJ Pangelinan	0	0	0	0	0	0	0	\$0										
106	4980	School Bus Driver	Glenn J. Palomo	0	0	0	0	0	0	0	\$0										
107	4982	School Bus Driver	Cristito L. Cali, Jr.	0	141	0	0	0	0	0	\$141										
108	4983	School Bus Driver	Ray S. Santos	0	174	0	0	0	0	0	\$174										
109	5100	School Bus Driver	Joseph J.Q. Sablan	0	180	0	0	0	0	0	\$180										
110	5220	School Bus Driver	Patrick S.A. Torres	0	180	0	0	0	0	0	\$180										
111	4753	School Bus Driver	Gregory F. Cruz	0	0	0	0	0	0	0	\$0										
112	4764	School Bus Driver	William R. Taimanglo	0	0	0	0	0	0	0	\$0										
113	4839	School Bus Driver	Dennis R. Flores	0	214	0	0	0	0	0	\$214										
114	4849	School Bus Driver	Michael I. Evaristo	0	180	0	0	0	0	0	\$180										
115	4873	School Bus Driver	Raymond Manglona	0	0	0	0	0	0	0	\$0										
116	4905	School Bus Driver	Ramon B. Villagomez	0	214	0	0	0	0	0	\$214										
117	4934	School Bus Driver	Cornilio F. Kakas	0	214	0	0	0	0	0	\$214										
118	4958	School Bus Driver	Tommy J. Arceo	0	0	0	0	0	0	0	\$0										

Function: Transportation and Housing & Economic Development ^{7/}
DEPARTMENT/AGENCY: Department of Public Works
PROGRAM: 1030 Bus Operations
FUND: GENERAL FUND 5100A111030SE016

Input by Department										Input by Department									
(A)		(B)	(C)	(D)	(E)	(F)	(G)	(H)		(J)	(K)	(L)	(M)	(N)	(O)	(P)	(Q)	(R)	(S)
No.	Position No. / Section	Position Title	Name of Incumbent	Grade/ Step	Salary	Law Enforcement 10%	Special*	Increment		(E+F+G+I) Subtotal	Retirement (J * 27.46%)	Retire (DDI) (\$18.40*26PP)	Social Security (6.2% * J)	Medicare (1.45% * J)	Life (1/)	Medical (Premium)	Dental (Premium)	Total Benefits (K thru Q)	(J + R) TOTAL
						\$0	\$0			\$0	\$0	\$0	\$0	\$0	\$0	\$0	\$0		
119	5104	School Bus Driver	Kerry M. Pocaigue	0	214	0	0	0	0	0	0	\$214							
0	LTA/TEMP CONVERTED TO CLASSIFIED 3/24/2011 - PENDING FINAL TRANSACTIONS)																		
120	4713	LTA School Bus Driver	Nilo T. Belga	0	108	0	0	0	0	0	0	\$108							
121	4717	TEMP School Bus Driver	Clarissa C. Pocaigue	0	0	0	0	0	0	0	0	\$0							
122	4738	TEMP School Bus Driver	Anthony S. Manibusan	0	108	0	0	0	0	0	0	\$108							
123	4751	TEMP School Bus Driver	Anthony K Portka	0	0	0	0	0	0	0	0	\$0							
124	4752	LTA School Bus Driver	Michael B. Rosario	0	108	0	0	0	0	0	0	\$108							
125	4778	LTA School Bus Driver	Peter P. Pablo	0	108	0	0	0	0	0	0	\$108							
126	4790	TEMP School Bus Driver	Gary P. Borja	0	108	0	0	0	0	0	0	\$108							
127	4797	TEMP School Bus Driver	Ricardo W.L. Calvo	0	108	0	0	0	0	0	0	\$108							
128	4802	TEMP School Bus Driver	Crisostomo H. Sarrosa	0	108	0	0	0	0	0	0	\$108							
129	4825	TEMP School Bus Driver	Francisco M. Rosario	0	0	0	0	0	0	0	0	\$0							
130	4850	LTA School Bus Driver	Pedro T. Salas	0	0	0	0	0	0	0	0	\$0							
131	4879	LTA School Bus Driver	Joseph J. Pangelinan	0	0	0	0	0	0	0	0	\$0							
132	4891	LTA School Bus Driver	Anthony J. Manibusan	0	108	0	0	0	0	0	0	\$108							
133	4945	TEMP School Bus Driver	Vincent P. Castro	0	0	0	0	0	0	0	0	\$0							
134	4949	TEMP School Bus Driver	John L.M. Castro	0	0	0	0	0	0	0	0	\$0							
135	4981	TEMP School Bus Driver	Carlos M. Laganzo, Jr.	0	0	0	0	0	0	0	0	\$0							
136	5103	TEMP School Bus Driver	Billy Jr. Delgado	0	108	0	0	0	0	0	0	\$108							
0	PROBATIONARY RECRUITED FTE'S PENDING FINAL TRANSACTIONS)																		
137	4715	School Bus Driver	John A. Villagomez	0	0	0	0	0	0	0	0	\$0							
138	4724	School Bus Driver	Jerry C Cruz	0	0	0	0	0	0	0	0	\$0							
139	4746	School Bus Driver	Steven SA Cruz	0	0	0	0	0	0	0	0	\$0							
1	4768	School Bus Driver	Glenn A Villagomez	0	0	0	0	0	0	0	0	\$0							
2	4782	School Bus Driver	Jonathan KT Esteves	0	0	0	0	0	0	0	0	\$0							
3	4803	School Bus Driver	Ignacio JR A Sahagon	0	0	0	0	0	0	0	0	\$0							
140	4887	School Bus Driver	Jesse JR Naputi	0	108	0	0	0	0	0	0	\$108							
0	SCHOOL BUS DRIVER SUPERVISORS																		
141	4709	School Bus Driver Supervisor	Ricky U. Taijeron	0	234	0	0	0	0	0	0	\$234							
142	4710	School Bus Driver Supervisor	George M. Superales	0	268	0	0	0	0	0	0	\$268							
143	4711	School Bus Driver Supervisor	Anthony C. Gumataotao	0	190	0	0	0	0	0	0	\$190							
144	4712	School Bus Driver Supervisor	Vicente C. Santos	0	234	0	0	0	0	0	0	\$234							
145	4780	School Bus Driver Supervisor	Pedro C. Santos	0	190	0	0	0	0	0	0	\$190							
146	4925	School Bus Driver Supervisor	George G. Aguon	0	234	0	0	0	0	0	0	\$234							
147	4953	School Bus Driver Supervisor	Daniel B. Quintanilla Jr.	0	190	0	0	0	0	0	0	\$190							
148	4954	School Bus Driver Supervisor	Steven R. Cruz	0	197	0	0	0	0	0	0	\$197							
149	4955	School Bus Driver Supervisor	Juan D. Duenas	0	250	0	0	0	0	0	0	\$250							
TOTAL WARM BODIES				0	1,284	16,960	0	0	0	0	0	18,244							

- 1/ 10% of reg. rate, applicable from 6pm- 6am, employee must work 4 hours consecutive after 6pm for entitlement of the pay
2/ Applies to law enforcement personnels
3/ Applies to solid waste employees
4/ 1 ½ of reg. rate of pay from 12am Friday to 12 midnight Sunday
5/ 1 ½ of reg. rate of pay on daily work exceeding 8 hours
6/ Applicable only to GFD ambulatory service personnel. 15% of reg. rate of pay

Government of Guam
Fiscal Year 2011
Agency Staffing Pattern
Current

[BBMR SP-1]

Function: Transportation and Housing & Economic Development ^{7/}
DEPARTMENT/AGENCY: Public Works
PROGRAM: 1010 Capital Improvement Projects
FUND: Guam Highway 5208A111010SE208

Input by Department															Input by Department																						
(A)		(B)		(C)		(D)		(E)		(F)		(G)		(H)		(I)		(J)		(K)		(L)		(M)		(N)		(O)		(P)		(Q)		(R)		(S)	
No.	Position No. / Section	Position Title		Name of Incumbent		Grade/ Step		Salary		Overtime		Special*		Increment Date		Amt.		(E+F+G+I) Subtotal		Retirement (J * 27.46%)		Retire (DDI) \$18.40*26PP		SS (6.2% * J)		Medicare (1.45% * J)		Life (1/)		Medical (Premium)		Dental (Premium)		Total Benefits (K thru Q)		(J + R) TOTAL	
								\$0		\$0		\$0					\$0		\$0		\$0		\$0		\$0		\$0		\$0		\$0		\$0		\$0		\$0
1	4076 / OCE	Administrative Aide		Patrick M. Benavente		F-11		27,379		0		\$0		12-15-2010		798		28,177		7,737		479		0		409		174		2,064		-		10,863		39,040	
2	4129 / OCE	Engineer III		Maryrose M. Wilson		N-14		53,470		0		\$0		12-02-2010		1,559		55,029		15,111		0		0		798		174		-		-		16,083		71,112	
3	4545 / OCE	Engineer Supervisor		Liberty A. Perez		P-13		61,283		0		\$0		11-04-2012		-		61,283		16,828		479		0		889		174		2,503		192		21,065		82,348	
4	4691 / OCE	Buyer II		David C.Q. Palomo		H-15		35,585		0		\$0		7-01-2012		-		35,585		9,772		0		0		516		174		-		-		10,462		46,047	
5	5218 / OCE 4/	Solid Waste Mgmt Assistant Supt		Eleanor F. Borja		N-17		59,283		0		\$0		2-19-2012		-		59,283		16,279		479		0		860		174		2,064		192		20,047		79,330	
6	69102 / CA 3/	Administrative Assistant		Catherine SN Cruz		J-14		39,491		-		\$0		2-14-2011		921		40,412		11,097		0		-		586		174		4,035		209		16,101		56,513	
7	4069 / BPI	Chief Building Inspector		Joseph D. Guevara		M-07		38,716		0		\$0		3-02-2012		-		38,716		10,631		479		0		561		-		6,713		349		18,734		57,450	
8	4084 / BPI	Building Inspector II		Peter S. Trinidad		J-13		38,155		0		\$0		6-07-2012		-		38,155		10,477		479		0		553		174		-		-		11,684		49,839	
9	4637 / BPI	Building Inspector II		Antonio B. Bernadas		J-15		40,873		0		\$0		2-14-2012		-		40,873		11,224		0		0		593		174		2,064		192		14,246		55,119	
10	5040 4/	Construction Inspector II		Ralph E. Terlaje (Military Duty without pay up to fiscal year end 9/30/2011)		J-13		0		0		\$0		2-09-2012		-		0		0		0		0		0		174		2,064		192		2,430		2,430	
11	4113 / CQC	Engineer Supervisor		Ariel C. Evarola		P-11		57,209		0		\$0		11-17-2012		-		57,209		15,710		0		0		830		174		4,157		349		21,220		78,429	
12	4122 / CQC	Engineer II		Timmy O. Gonzaga		M-10		43,018		0		\$0		6-30-2011		502		43,520		11,951		479		0		631		174		4,035		209		17,478		60,998	
13	4524 CQC 2/	Engineer II		Amado E. Galang		M-15		51,092		0		\$0		7-21-2011		447		51,539		14,153		0		0		747		174		2,064		192		17,330		68,869	
14	4561 / CQC	Engineer II		Faustino P. Purzalan		M-16		52,880		0		\$0		5-01-2012		-		52,880		14,521		0		0		767		174		4,815		259		20,536		73,416	
15	4075 / CQC 5/	Construction Inspector III		Vincent TQ Pereda		L-16		48,900		0		\$0		10-01-2012		-		48,900		13,428		0		0		0		174		-		-		13,602		62,502	
16	4087 4/	Construction Inspector III		Fortuno T. Poblete		L-07		35,802		0		\$0		10-14-2010		-		35,802		9,831		479		0		519		174		2,972		-		13,975		49,777	
17	4077 CQC 2/ 5/	Construction Inspector III		Richard B. Miner		L-12		42,613		0		\$0		11-03-2011		-		42,613		11,702		0		0		0		174		2,064		192		14,131		56,744	
18	4544 / CQC	Construction Inspector II		Pablito S. Ligon		J-13		38,155		0		\$0		4-05-2012		-		38,155		10,477		0		0		553		174		2,064		-		13,268		51,423	
19	4159 4/	Engineer Supervisor		John F. Calanayan		P-07		49,747		0		\$0		9-30-2011		154		49,901		13,703		479		0		724		174		4,035		209		19,323		69,224	
20	4147 - CA	Management Analyst IV (in lieu of Eng III)		Maria G. Duarte		N-08		43,490		0		\$0		2-21-2012		-		43,490		11,942		0		0		631		174		2,064		192		15,003		58,493	
21	4525 CA 2/	Engineer II		Rogelio J. Capati		M-13		47,695		0		\$0		9-30-2012		-		47,695		13,097		0		0		692		174		6,713		349		21,024		68,719	
22	4539 4/	Engineer II		Reynaldo T. Junio		M-08		40,150		0		\$0		11-12-2010		1,315		41,465		11,386		479		0		601		174		6,713		349		19,702		61,167	
23	4716	Engineer Supervisor		Dionisio M. De Leon		P-14		63,428		0		\$0		7-23-2012		-		63,428		17,417		0		0		920		174		2,064		192		20,767		84,195	
24	4537 / DA	Engineer II (Civil)		Arce O. Fontbuena		M-11		44,524		0		\$0		11-07-2011		-		44,524		12,226		479		0		646		174		4,035		209		17,769		62,293	
25	4143 4/	Engineer II		Jeri C. Calaor		M-10		43,018		0		\$0		3-30-2012		-		43,018		11,813		479		0		624		174		2,064		-		15,153		58,171	
26	4557 2/ 6/	Chief Planner		Josephine U. Torres		P-08		51,589		0		\$0		2-22-2011		1,229		52,818		14,504		0		0		766		174		4,035		209		19,687		72,505	
27	202 P 2/	Planner II		Anuasily R. Deveza		M-16		52,880		0		\$0		2-11-2011		1,234		54,114		14,860		0		0		785		174		2,064		-		17,882		71,996	
WARM BODIES TOTAL						---		\$ 1,200,425		0		\$ -		---		\$ 8,159		\$ 1,208,584		\$ 331,877		\$ 5,269		\$ -		\$ 16,198		\$ 4,523		\$ 77,463		\$ 4,235		\$ 439,564		\$ 1,648,148	

6/ Housing Management Section has been transferred to Guam Housing and Urban Renewal Authority based upon a previous budget act, however FTEs remain at DPW Building Maintenance Division.

Footnote #	Reference	DOA Record	Charged to	Physical location	Basis	Action	Require
1/	Special Pay						
2/	Life Benefit						
3/	Position No. / Section						
4/	Danilo Galiza	Hwy	CIP	CIP	GG1/PA	Update DOA record	
5/	Eleanor Borja	SWM	CIP	CIP	JOM	Temporary Assignment	
5/	Vincent Pereda	Hwy	CIP	CIP	GG1/PA	Update DOA record	
5/	Richard Miner	Hwy	CIP	CIP	GG1/PA	Update DOA record	
Department to submit documents in FY2010 to address discrepancies.							
JOM (Job Order Master)							
PA (Personnel Action)							

Marlene TA Tydingco
4/28/2011

Government of Guam
Fiscal Year 2011
Agency Staffing Pattern
Current

[BBMR SP-1]

Function: Transportation and Housing & Economic Development ^{7/}
DEPARTMENT/AGENCY: Public Works
PROGRAM: 1010 Capital Improvement Projects
FUND: Guam Highway 5208A111010SE208

Input by Department										Input by Department									
(A)	(B)	(C)	(D)	(E)	(F)	(G)	(H)	(I)	(J)	(K)	(L)	(M)	(N)	(O)	(P)	(Q)	(R)	(S)	
No.	Position No. / Section	Position Title	Name of Incumbent	Grade/ Step	Salary	Overtime	Special*	Increment		(E+F+G+I) Subtotal	Retirement (J * 27.46%)	Retire (DDI) \$18.40*26PP	SS (6.2% * J)	Medicare (1.45% * J)	Life (1/)	Medical (Premium)	Dental (Premium)	Total Benefits (K thru Q)	(J + R) TOTAL
								Date	Amt.										
					\$0	\$0	\$0			\$0	\$0	\$0	\$0	\$0	\$0	\$0	\$0	\$0	\$0
Input by Department										Input by Department									
Special Pay Categories										Special Pay Categories									
(A)	(B)	(C)	(D)	(E)	(F)	(G)	(H)	(I)	(J)										
				1/	2/	3/	4/	5/	6/										
No.	Position No. / Section	Position Title	Name of Incumbent	Holiday Pay	Night Differential Pay 10%	Hazard 10%	Hazard 8%	Nurse Sunday Pay 1.5	Nurse Pay 1.5	EMT Pay 15%									
0	0	0	0	\$0	\$0	\$0	\$0	\$0	\$0	\$0									
1	4076 / OCE	Administrative Aide	Patrick M. Benavente	0	0	0	0	0	0	0									
2	4129 / OCE	Engineer III	Maryrose M. Wilson	0	0	0	0	0	0	0									
3	4545 / OCE	Engineer Supervisor	Liberty A. Perez	0	0	0	0	0	0	0									
4	4691 / OCE	Buyer II	David C.Q. Palomo	0	0	0	0	0	0	0									
5	5218 / OCE 4/	Solid Waste Mgmt Assistant Supt	Eleanor F. Borja	0	0	0	0	0	0	0									
6	69102 / CA 3/	Administrative Assistant	Catherine SN Cruz	0	0	0	0	0	0	0									
0	0	0	0	0	0	0	0	0	0	0									
7	4069 / BPI	Chief Building Inspector	Joseph D. Guevara	0	0	0	0	0	0	0									
8	4084 / BPI	Building Inspector II	Peter S. Trinidad	0	0	0	0	0	0	0									
9	4637 / BPI	Building Inspector II	Antonio B. Bernadas	0	0	0	0	0	0	0									
10	5040 4/	Construction Inspector II	Ralph E. Terlaje (Military Duty without pay up to fiscal year end 9/30/2011)	0	0	0	0	0	0	0									
0	0	0	0	0	0	0	0	0	0	0									
11	4113 / CQC	Engineer Supervisor	Ariel C. Evarola	0	0	0	0	0	0	0									
12	4122 / CQC	Engineer II	Timmy O. Gonzaga	0	0	0	0	0	0	0									
13	4524 CQC 2/	Engineer II	Amado E. Galang	0	0	0	0	0	0	0									
14	4561 / CQC	Engineer II	Faustino P. Punzalan	0	0	0	0	0	0	0									
15	4075 / CQC 5/	Construction Inspector III	Vincent TQ Pereda	0	0	0	0	0	0	0									
16	4087 4/	Construction Inspector III	Fortuno T. Poblete	0	0	0	0	0	0	0									
17	4077 CQC 2/ 5/	Construction Inspector III	Richard B. Miner	0	0	0	0	0	0	0									
18	4544 / CQC	Construction Inspector II	Pablito S. Ligon	0	0	0	0	0	0	0									
0	0	0	0	0	0	0	0	0	0	0									
19	4159 4/	Engineer Supervisor	John F. Calanayan	0	0	0	0	0	0	0									
20	4147 - CA	Management Analyst IV (in lieu of Eng III)	Maria G. Duarte	0	0	0	0	0	0	0									
21	4525 CA 2/	Engineer II	Rogelio J. Capati	0	0	0	0	0	0	0									
22	4539 4/	Engineer II	Reynaldo T. Junlo	0	0	0	0	0	0	0									
0	0	0	0	0	0	0	0	0	0	0									
23	4716	Engineer Supervisor	Dionisio M. De Leon	0	0	0	0	0	0	0									
24	4537 / DA	Engineer II (Civil)	Arce O. Fontbuena	0	0	0	0	0	0	0									
25	4143 4/	Engineer II	Jeri C. Calaor	0	0	0	0	0	0	0									
0	0	0	0	0	0	0	0	0	0	0									
26	4557 2/ 6/	Chief Planner	Josephine U. Torres	0	0	0	0	0	0	0									
27	202 P 2/	Planner II	Anuasily R. Deveza	0	0	0	0	0	0	0									
0	0	0	0	0	0	0	0	0	0	0									
TOTAL				0	0	0	0	0	0	0									

- 1/ 10% of reg. rate, applicable from 6pm- 6am, employee must work 4 hours consecutive after 6pm for entitlement of the pay
2/ Applies to law enforcement personnels
3/ Applies to solid waste employees
4/ 1 ½ of reg. rate of pay from 12am Friday to 12 midnight Sunday
5/ 1 ½ of reg. rate of pay on daily work exceeding 8 hours
6/ Applicable only to GFD ambulatory service personnel. 15% of reg. rate of pay

Government of Guam
Fiscal Year 2011
Agency Staffing Pattern CURRENT

[BBMR SP-1]

Function: Transportation and Housing & Economic Development ^{4/}
DEPARTMENT/AGENCY: Public Works
PROGRAM: 1040 Building Construction & Facilities Maintenance
FUND: Guam Highway 5208A111040SE208

INPUT BY DEPARTMENT											Input by Department									
(A)		(B)	(C)	(D)	(E)	(F)	(G)	(H)		(I)	(J)	(K)	(L)	(M)	(N)	(O)	(P)	(Q)	(R)	(S)
No.	Position No. / Section	Position Title	Name of Incumbent	Grade/ Step	Salary	Law Enforcement 10%	Special*	Increment		(E+F+G+I) Subtotal	Retirement (J * 27.46%)	Retire (DDI) (\$18.40*26PP)	Social Security (6.2% * J)	Benefits		Life (1/)	Medical (Premium)	Dental (Premium)	Total Benefits (K thru Q)	(J + R) TOTAL
								Date	Amt.					\$0	\$0					
1	4155	Building Maintenance Manager	Dominic G. Muna	O-06	43,955	-	\$0	4-20-2011	845	44,800	12,302	-	-	650	174	2,064	192	15,381	60,181	
2	4160	Building Maintenance Superintendent	Oscar G. Yanger	N-13	51,662	-	\$0	9-30-2012	-	51,662	14,186	-	-	0	174	6,713	349	21,422	73,084	
3	4205	Administrative Assistant	Roselly A. Cruz	J-12	36,865	-	\$0	11-28-2012	0	36,865	10,123	-	-	535	174	4,157	349	15,338	52,203	
4	4273	Maintenance Supervisor	Anthony B. Babauta	J-13	38,155	-	\$0	9-27-2012	-	38,155	10,477	-	-	0	174	-	-	10,651	48,806	
5	4456	Administrative Officer	Mona M. Duenas	L-11	41,172	-	\$0	3-26-2012	-	41,172	11,306	479	-	597	174	-	-	12,556	53,728	
6	4587	Management Analyst III	Barbara C. Purugganan	M-16	52,880	-	\$0	10-01-2010	1,851	54,731	15,029	479	-	794	174	7,020	407	23,903	78,634	
7	4920	Carpenter Supervisor	Richard A. Quintanilla Jr.	L-13	44,105	-	\$0	11-18-2012	0	44,105	12,111	479	-	640	174	2,972	259	16,635	60,740	
8	4179	Carpenter II	Robert J. Dumagat	I-01	21,389	-	\$0	7-19-2011	334	21,723	5,965	479	-	-	-	2,503	192	9,139	30,862	
9	4180	Carpenter II	Juan Q. Mendiola	I-17	40,819	-	\$0	6-19-2012	-	40,819	11,209	-	-	592	174	2,503	192	14,670	55,489	
10	4215	Maintenance Custodian	Andres S. Bautista	D-11	24,592	-	\$0	8-01-2011	143	24,735	6,792	479	-	359	174	6,713	-	14,517	39,252	
11	69115 2/	Maintenance Worker	Rogelio L. Umagat	H-11	31,011	-	\$0	2-18-2012	-	31,011	8,516	479	-	450	174	-	-	9,618	40,629	
12	69114	TDA TO HMC Maintenance Worker	Jesse G.P. Barcinas	H-10	29,962	-	\$0	4-30-2012	-	29,962	8,228	-	-	434	174	2,064	192	11,092	41,054	
13	4225 2/	Electrician Supervisor	Peter E. Lujan	L-16	48,900	-	\$0	12-22-2012	0	48,900	13,428	-	-	709	174	-	-	14,311	63,211	
14	4210	Electrician Leader	Peter S.N. Concepcion	J-16	42,304	-	\$0	12-22-2012	0	42,304	11,617	-	-	613	174	-	-	12,404	54,708	
15	4228	Electrician II	David A. Muna	I-17	40,819	-	\$0	6-19-2011	476	41,295	11,340	-	-	599	174	-	-	12,112	53,407	
16	4203	Plumber Supervisor	Julius C. Etumai	L-13	44,105	-	\$0	11-09-2010	1,414	45,519	12,500	-	-	660	174	-	-	13,333	58,852	
17	4635	Plumber Leader	Edward J. Rodriguez	J-15	40,873	-	\$0	11-09-2012	0	40,873	11,224	-	-	593	174	2,503	192	14,685	55,558	
18	4196	Plumber I	Francisco I. Narcis	H-12	32,096	-	\$0	9-15-2011	94	32,190	8,839	-	-	467	174	2,064	192	11,736	43,926	
19	4227	Refrig Mech Supvr	Reginald B. Camacho	L-14	45,648	-	\$0	9-30-2012	-	45,648	12,535	-	-	662	174	-	-	13,371	59,019	
20	4161	Supvr	Thomas J. Duenas	J-07	30,972	-	\$0	3-21-2012	-	30,972	8,505	479	-	449	174	-	-	9,607	40,579	
21	69116	Refrig Mech I	Antonio B. Mendoza	H-09	28,963	-	\$0	1-03-2012	-	28,963	7,953	479	-	420	174	-	-	9,026	37,989	
WARM BODIES TOTAL				---	\$ 811,247	\$ -	\$ -	---	\$ 5,157	\$ 816,404	\$ 224,185	\$ 3,832	\$ -	\$ 10,221	\$ 3,479	\$ 41,276	\$ 2,516	\$ 285,508	\$ 1,101,912	
VACANCIES																				
1	4192	Carpenter Leader	Retired Eleazar Z. Baking	J-01	-	-	\$0	-	-	0	0	-	-	0	-	-	-	0	0	
	4211	Maintenance Custodian	Retired Florencio C. Billote	D-18	31,287	-	\$0	-	-	31,287	8,591	433	-	454	174	4,035	192	13,879	45,166	
		Carpenter II	Vacant	I-01	-	-	\$0	-	-	-	-	-	-	-	-	-	-	0	0	
		Carpenter II	Vacant	I-01	-	-	\$0	-	-	-	-	-	-	-	-	-	-	0	0	
		Clerk III	Vacant	E-01	-	-	\$0	-	-	-	-	-	-	-	-	-	-	0	0	
		Maintenance Custodian	Vacant	D-01	-	-	\$0	-	-	-	-	-	-	-	-	-	-	0	0	
		Painter Leader	Vacant (Benny T. Blas)	I-01	-	-	\$0	-	-	-	-	-	-	-	-	-	-	0	0	
		Plumber II	Vacant	I-01	-	-	\$0	-	-	-	-	-	-	-	-	-	-	0	0	
		Refrigeration Mechanic I	Vacant (Thomas J. Duenas)	H-01	-	-	\$0	-	-	-	-	-	-	-	-	-	-	0	0	
		Refrigeration Mechanic II	Vacant	I-01	-	-	\$0	-	-	-	-	-	-	-	-	-	-	0	0	
VACANCIES				Total:	31,287	0	0	----	0	31,287	8,591	433	0	454	174	4,035	192	13,879	45,166	
WARM BODIES & VACANCIES				Total:	842,534	0	0	----	5,157	847,691	232,776	4,265	0	10,674	3,653	45,311	2,708	299,387	1,147,078	

4/ Housing Management Section has been transferred to Guam Housing and Urban Renewal Authority based upon a previous budget act, however FTEs remain at DPW Building Maintenance Division.

Footnote #	Reference	DOA Record	Charged to	Physical location	Basis	Require
*	Special Pay					
1/	Life Benefit					
2/	Position No. / Section					
3/	Catherine Cruz	BCFM	CIP	CIP	JOM	Submit GG1
Department to submit documents in FY2010 to address discrepancies.						
JOM (Job Order Master)						

Marlene TA Tydingco
4/28/2011

Government of Guam
Fiscal Year 2011
Agency Staffing PatternCURRENT

[BBMR SP-1]

Input by Department										
Special Pay Categories										
(A)	(B)	(C)	(D)	(E)	(F)	(G)	(H)	(I)	(J)	
No.	Position No. / Section	Position Title	Name of Incumbent	Holiday Pay	1/ Night Differential Pay 10%	2/ Hazard 10%	3/ Hazard 8%	4/ Nurse Sunday Pay 1.5	5/ Nurse Pay 1.5	6/ EMT Pay 15%
				\$0	\$0	\$0	\$0	\$0	\$0	\$0
1	4155	Building Maintenance Manager	Dominic G. Muna	0	0	0	0	0	0	0
2	4160	Building Maintenance Superintendent	Oscar G. Yanger	0	0	0	0	0	0	0
3	4205	Administrative Assistant	Roselly A. Cruz	0	0	0	0	0	0	0
4	4273	Maintenance Supervisor	Anthony B. Babauta	0	0	0	0	0	0	0
5	4456	Administrative Officer	Mona M. Duenas	0	0	0	0	0	0	0
6	4587	Management Analyst III	Barbara C. Purugganan	0	0	0	0	0	0	0
7	0	0	0	0	0	0	0	0	0	0
8	4920	Carpenter Supervisor	Richard A. Quintanilla Jr.	0	0	0	0	0	0	0
9	4179	Carpenter II	Robert J. Dumagat	0	0	0	0	0	0	0
10	4180	Carpenter II	Juan Q. Mendiola	0	0	0	0	0	0	0
11	0	0	0	0	0	0	0	0	0	0
12	4215	Maintenance Custodian	Andres S. Bautista	0	0	0	0	0	0	0
13	69115 2/	Maintenance Worker	Rogelio L. Umagat	0	0	0	0	0	0	0
14	69114	TDA TO HMC Maintenance Worker	Jesse G.P. Barcinas	0	0	0	0	0	0	0
15	0	0	0	0	0	0	0	0	0	0
16	4225 2/	Electrician Supervisor	Peter E. Lujan	0	0	0	0	0	0	0
17	4210	Electrician Leader	Peter S.N. Concepcion	0	0	0	0	0	0	0
18	4228	Electrician II	David A. Muna	0	0	0	0	0	0	0
19	0	0	0	0	0	0	0	0	0	0
20	4203	Plumber Supervisor	Julius C. Etumai	0	0	0	0	0	0	0
21	4635	Plumber Leader	Edward J. Rodriguez	0	0	0	0	0	0	0
22	4196	Plumber I	Francisco I. Narcis	0	0	0	0	0	0	0
23	0	0	0	0	0	0	0	0	0	0
24	4227	Refrig Mech Supvr	Reginald B. Camacho	0	0	0	0	0	0	0
25	4161	Refrig Mech Ldr (in lieu of Paint Supvr)	Thomas J. Duenas	0	0	0	0	0	0	0
26	69116	Refrig Mech I	Antonio B. Mendoza	0	0	0	0	0	0	0
27	0	0	0	0	0	0	0	0	0	0
		Total:		\$0	\$0	\$0	\$0	\$0	\$0	\$0
1	VACANCIES	0	0	0	0	0	0	0	0	0
2	4192	Carpenter Leader	Retired Eleazar Z. Baking	0	0	0	0	0	0	0
3	4211	Maintenance Custodian	Retired Florencio C. Billote	0	0	0	0	0	0	0
4	0	Carpenter II	Vacant	0	0	0	0	0	0	0
5	0	Carpenter II	Vacant	0	0	0	0	0	0	0
6	0	Clerk III	Vacant	0	0	0	0	0	0	0
7	0	Maintenance Custodian	Vacant	0	0	0	0	0	0	0
8	0	Painter Leader	Vacant (Benny T. Blas)	0	0	0	0	0	0	0
9	0	Plumber II	Vacant	0	0	0	0	0	0	0
10	0	Refrigeration Mechanic I	Vacant (Thomas J. Duenas)	0	0	0	0	0	0	0
11	0	Refrigeration Mechanic II	Vacant	0	0	0	0	0	0	0
		Total:		\$0	\$0	\$0	\$0	\$0	\$0	\$0

1/ 10% of reg. rate, applicable from 6pm- 6am, employee must work 4 hours consecutive after 6pm for entitlement of the pay

2/ Applies to law enforcement personnels

3/ Applies to solid waste employees

4/ 1 ½ of reg. rate of pay from 12am Friday to 12 midnight Sunday

5/ 1 ½ of reg. rate of pay on daily work exceeding 8 hours

6/ Applicable only to GFD ambulatory service personnel. 15% of reg. rate of pay

Government of Guam
Fiscal Year 2011
Agency Staffing Pattern
Current

[BBMR SP-1]

Function: Transportation and Housing & Economic Development
DEPARTMENT/AGENCY: Public Works
PROGRAM: 1060/1061 Highways
FUND: Guam Highway 5208A111060SE208

Input by Department											Input by Department																													
(A)		(B)		(C)		(D)		(E)		(F)		(G)		(H)		(I)		(J)		(K)		(L)		(M)		(N)		(O)		(P)		(Q)		(R)		(S)				
No.	Position No. / Section	Position Title	Name of Incumbent	Grade/ Step	Salary	Overtime	Special*	Increment		(E+F+G+I) Subtotal	Retirement (J * 27.46%)	Retire (DDI) (\$18.40*26PP)	SSN (6.2% * J)	Medicare (1.45% * J)	Life (1/)	Medical (Premium)	Dental (Premium)	Total Benefits (K thru Q)	(J + R) TOTAL																					
								Date	Amt.																															
Administrative Support																																								
1	32	Budget & Management Analyst IV	Joaquin R Blaz	N-15	55,341	0		11-04-2010	1,776	57,117	15,684	479	0	828	174	2,064	192	19,421	76,538																					
2	4438	Administrative Assistant	Gloria Cordero	J-14	39,491	0		10-01-2011	0	39,491	10,844	-	0	0	174	2,064	192	13,274	52,765																					
3	4733	Administrative Aide	Juanita L. Campbell	G-16	34,524	0		2-01-2012	0	34,524	9,480	479	0	501	174	2,503	-	13,137	47,661																					
Highway Construction																																								
4	250	Engineer I	Mark J. Abrincia	L-05	33,150	0		5-02-2011	553	33,703	9,255	479	0	489	174	-	-	10,397	44,100																					
5	4080	Engineer I	Candido A. Orbong Jr.	L-11	41,172	0		12-02-2011	0	41,172	11,306	479	0	597	174	4,366	407	17,329	58,501																					
6	4096	Construction Inspector III	Jesus G. Almoguera	L-07	35,802	0		4-14-2012	0	35,802	9,831	479	0	519	174	-	-	11,003	46,805																					
7	4130	Construction Inspector III	Pacy G. Carpo	L-07	35,802	0		4-14-2012	0	35,802	9,831	479	0	519	174	4,157	349	15,510	51,312																					
8	4145	Construction Inspector II	Ed H. Edralin	J-07	30,972	0		10-14-2010	0	30,972	8,505	479	0	449	174	2,064	192	11,863	42,835																					
9	4528	Construction Inspector III	Edgardo L. Tolentino	L-07	35,802	0		4-14-2010	0	35,802	9,831	479	0	519	174	4,157	349	15,510	51,312																					
10	4565	Construction Inspector II	Cecil L. Orsini	J-07	30,972	0		3-27-2012	0	30,972	8,505	-	0	449	174	2,064	-	11,192	42,164																					
11	4610	Engineer II	Rigoberto J. Diaz	M-11	44,524	0		2-04-2012	0	44,524	12,226	479	0	646	174	-	-	13,525	58,049																					
Highway Programming, Construction & Control																																								
12	4139	Engineer II	Sagrado F. Bilong	M-10	43,018	0		3-30-2012	0	43,018	11,813	479	0	624	174	2,064	192	15,345	58,363																					
13	4520	Engineer II	Isidro C. Duarosan	M-12	46,082	0		3-30-2012	0	46,082	12,654	-	0	668	174	2,496	209	16,201	62,283																					
14	5043	Engineering Technician II	Pedro C. Marquez, III	J-15	40,873	0		10-03-2011	0	40,873	11,224	-	0	593	174	2,064	192	14,246	55,119																					
Rights-of-Way																																								
15	4582	Land Agent II	Glenn R. Eay	I-08	29,944	0		6-30-2011	357	30,301	8,321	479	0	439	174	6,713	349	16,475	46,776																					
Traffic Engineering Maintenance																																								
16	4564	Engineer III	Romualdo C. Domingo	N-12	49,915	0		1-08-2011	1,310	51,225	14,066	-	0	743	174	4,157	349	19,490	70,715																					
17	4618	Electronics Technician II	Vicente P. Cruz	I-10	32,083	0		6-30-2011	374	32,457	8,913	479	0	471	174	2,503	192	12,731	45,188																					
18	4680	Electronics Technician Supervisor	Daniel N. Troxel	L-18	52,383	0		7-12-2011	458	52,841	14,510	-	0	766	174	2,503	192	18,145	70,986																					
19	4684	Electronics Technician II	Paul U. Camacho	I-11	33,206	0		10-23-2012	0	33,206	9,118	-	0	481	174	7,020	407	17,201	50,407																					
20	5015	Electronics Technician II	William T. Cruz	I-08	29,944	0		10-23-2011	0	29,944	8,223	479	0	434	174	-	-	9,310	39,254																					
Highway Maintenance & Construction																																								
21	4597	Equip Operator I	Jonathan G. Taienao	F-17	33,656	0		10-28-2012	0	34,413	9,450	479	0	499	174	2,064	192	12,858	47,271																					
1060 HWY Sub-Total																																								
					\$ 808,656	\$ -	\$ 757	---	\$ 4,828	\$ 814,241	\$ 223,591	\$ 6,706	\$ -	\$ 11,234	\$ 3,654	\$ 55,024	\$ 3,955	\$ 304,164	\$ 1,118,405																					
1061 Highway Maintenance & Construction																																								
1	213	Equip Operator I	Isidro C. Muna	F-20	37,315	0		11-09-2012	0	38,104	10,463	-	0	0	174	-	-	10,637	48,742																					
2	242	Highway Maint Supervisor	Shon DS Muna	L-08	37,128	0		9-30-2011	111	38,024	10,442	-	0	551	174	4,035	209	15,411	53,435																					
3	246	Equip Operator II	Raul F. Villacorta	G-18	36,983	0		1-10-2013	0	37,765	10,370	479	0	548	174	2,503	192	14,266	52,031																					
4	257	TDA TO CIP Equip Operator II	John T. Peredo	G-16	34,524	0		12-15-2012	0	35,254	9,681	-	0	511	174	4,035	209	14,610	49,864																					
5	258	Equip Operator II	Emeterio F. Kakas	G-20	39,617	0		12-15-2012	0	40,455	11,109	-	0	587	174	2,503	192	14,565	55,020																					
6	263	Equip Operator II	Dennis C. Eber Jr.	G-15	33,356	0		4-27-2012	0	34,062	9,353	-	0	494	174	-	-	10,021	44,083																					
7	4126	Administrative Assistant	Elizabeth E. Barcinas	J-09	33,266	0		4-01-2012	0	33,970	9,328	479	0	493	174	2,503	192	13,169	47,139																					
8	4140	Engineer III	James M. Casallo	N-15	55,341	0		3-17-2011	1,130	57,642	15,828	-	0	836	174	4,157	349	21,345	78,986																					
9	4330	Automotive Body Work	Martin R. Barcinas	I-10	32,083	0		4-13-2011	562	33,324	9,151	479	0	483	174	2,503	192	12,982	46,306																					
10	4382	Heavy Equip Mechanic Supervisor	Frank A. Cruz	L-11	41,172	0		9-30-2011	120	42,163	11,578	-	0	611	174	-	-	12,363	54,526																					
11	4552	Equip Operator III	Nicanor P. Surigao	H-14	34,382	0		2-01-2011	802	35,911	9,861	-	0	0	174	4,157	349	14,542	50,453																					
12	4566	Engineer III	Marlon DC Leano	N-17	59,283	0		12-02-2012	0	60,537	16,623	-	0	0	174	2,064	192	19,053	79,590																					
13	4571	Program Coordinator II	Claire M. Meno	L-10	39,780	0		9-07-2011	116	40,738	11,187	-	0	591	174	-	-	11,951	52,689																					
14	4586	Highway Maint Supt	George A. Bamba	O-08	47,336	0		11-09-2011	0	48,337	13,273	-	0	0	174	2,064	192	15,703	64,041																					
15	4591	Highway Maint Supervisor	Alfred S. Santos	L-11	41,172	0		9-30-2011	120	42,163	11,578	-	0	611	174	-	-	12,363	54,526																					
16	4594	Equip Operator II	Albert M. Alegarbes	G-14	32,228	0		11-21-2011	0	32,910	9,037	-	0	477	174	4,035	209	13,932	46,842																					
17	4600	Equip Operator III	David S. Cruz	H-18	39,454	0		11-29-2012	0	40,289	11,063	-	0	0	174	4,035	209	15,481	55,770																					
18	4602	Equip Operator II	Fabian J. Tamayo	G-11	29,068	0		5-04-2012	0	29,683	8,151	-	0	430	174	-	-	8,755	38,438																					
19	4604	Equip Operator Leader I	Robert R. San Nicolas	J-17	43,784	0		11-29-2012	0	44,710	12,277	479	0	0	174	6,713	349	19,992	64,702																					
20	4611	TDA TO CIP Equip Operator Leader II	Peter L. Kaai	K-14	42,440	0		9-30-2012	0	43,338	11,901	-	0	0	174	-	-	12,075	55,412																					
21	4612	Equip Operator III	Morris Irizarry	H-20	42,264	0		11-29-2012	0	43,158	11,851	-	0	626	174	4,157	349	17,158	60,316																					
22	4617	Highway Maint Supervisor	Darren C. Muna	L-08	37,128	0		9-30-2011	111	38,024	10,442	-	0	551	174	2,064	192	13,423	51,447																					
23	4625	Equip Operator III	Antonio S.A. Mendiola	H-20	42,264	0		11-29-2012	0	43,158	11,851	-	0	0	174	-	-	12,025	55,183																					

Marlene TA Tydingco
4/28/2011

Function: Transportation and Housing & Economic Development^{9/}
DEPARTMENT/AGENCY: Public Works
PROGRAM: 1060/1061 Highways
FUND: Guam Highway 5208A111060SE208

Input by Department										Input by Department									
(A)		(B)	(C)	(D)	(E)	(F)	(G)	(H)	(I)	(J)	(K)	(L)	(M)	(N)	(O)	(P)	(Q)	(R)	(S)
No.	Position No. / Section	Position Title	Name of Incumbent	Grade/ Step	Salary	Overtime	Special*	Increment		(E+F+G+I) Subtotal	Retirement (J * 27.46%)	Retire (DDI) (\$18.40*26PP)	SSN (6.2% * J)	Medicare (1.45% * J)	Life (1/)	Medical (Premium)	Dental (Premium)	Total Benefits (K thru Q)	(J + R) TOTAL
								Date	Amt.										
24	4629	Highway Sign Worker I	Christopher A. Duenas	E-10	24,984	0	\$529	3-30-2011	510	26,023	7,146	479	0	377	174	2,496	209	10,881	36,903
25	4652	Equip Operator II	Roy Q. Taimanglo	G-15	33,358	0	\$706	1-10-2013	0	34,062	9,353	-	0	494	174	7,020	407	17,449	51,510
26	4659	Carpenter Leader	Pedro R. Perez	J-11	35,618	0	\$753	10-01-2011	0	36,371	9,988	479	0	527	174	4,815	259	16,242	52,614
27	4660	Equip Operator II	Benny Q. Ignacio	G-09	27,149	0	\$574	7-10-2011	234	27,957	7,677	-	0	405	174	-	-	8,256	36,214
28	4664	Highway Sign Worker Leader	Edward F. Benavente	H-13	33,219	0	\$703	10-26-2012	0	33,922	9,315	-	0	492	174	-	-	9,981	43,902
29	4666	Equip Operator I	Mariano C. Salas	F-17	33,656	0	\$712	3-17-2011	687	35,055	9,626	479	0	508	174	2,496	209	13,492	48,547
30	4683	Equip Operator III	David G. Tedtaotao	H-15	35,585	0	\$753	11-29-2012	0	36,338	9,978	-	0	527	174	2,503	192	13,374	49,712
31	4687	Equip Operator III	Eugene F. Francisco	H-12	32,096	0	\$679	1-17-2011	842	33,617	9,231	-	0	487	174	2,503	192	12,588	46,205
32	4693	Equip Operator III	Jesus S. Castro	H-13	33,219	0	\$703	1-20-2013	0	33,922	9,315	-	0	492	174	2,503	192	12,676	46,598
33	4758	Equip Operator III	Rudy S. Angoco	H-11	31,011	0	\$656	11-29-2011	0	31,667	8,696	479	0	459	174	2,972	-	12,780	44,447
34	4770	Equip Operator III	Andrew R. Crisostomo	H-11	31,011	0	\$656	11-29-2011	0	31,667	8,696	-	0	459	174	-	-	9,329	40,996
35	4979	Equip Operator I	Eric J. Cruz	F-08	24,689	0	\$522	2-28-2011	588	25,799	7,084	479	0	374	174	-	-	8,112	33,911
36	5053	Equip Operator II	Kennedy B. Mariur	G-08	26,212	0	\$554	3-04-2012	0	26,766	7,350	479	0	388	174	2,496	209	11,096	37,862
1061 HMC Sub-Total				----	\$ 1,313,173	\$ -	\$ 27,779	----	\$ 5,933	\$ 1,346,885	\$ 369,855	\$ 4,790	\$ -	\$ 14,391	\$ 6,264	\$ 81,334	\$ 5,444	\$ 482,077	\$ 1,828,962

57	WARM BODIES TOTAL			----	\$ 2,121,829	\$ -	\$ 28,536	----	\$ 10,761	\$ 2,161,126	\$ 593,445	\$ 11,496	\$ -	\$ 25,625	\$ 9,918	\$ 136,358	\$ 9,399	\$ 786,241	\$ 2,947,367
----	-------------------	--	--	------	--------------	------	-----------	------	-----------	--------------	------------	-----------	------	-----------	----------	------------	----------	------------	--------------

VACANCIES

1	4679	Highway Sign Worker I	VACATED 3/29/2011 Eugene VS	E-14	28,670	0	\$606	9-30-2012	0	29,276	8,039	-	0	425	174	2,503	192	11,333	40,609
	4124	Administrative Officer	VACATED Bertha R. Pereda	L-01	-	0	\$0		0	0	0	-	0	0	0	-	-	0	0
2	4607	Highway Sign Worker I	VACATED 2/8/11Victor C. Hernan	E-19	34,051	0	\$0	9-30-2012	0	34,051	9,350	-	0	494	174	4,815	-	14,833	48,884
		Equip Operator II	Vacant	G-01	-	0	\$0		0	0	0	-	0	0	0	-	-	0	0
		Equip Operator II	Vacant	G-01	-	0	\$0		0	0	0	-	0	0	0	-	-	0	0
		Chief of Operations	Vacant	Q-01	-	0	\$0		0	0	0	-	0	0	0	-	-	0	0
		Automotive Mechanic II	Vacant	I-01	-	0	\$0		0	0	0	-	0	0	0	-	-	0	0
		Equip Operator III	Vacant	H-01	-	0	\$0		0	0	0	-	0	0	0	-	-	0	0
		Equip Operator II	Vacant	G-01	-	0	\$0		0	0	0	-	0	0	0	-	-	0	0
		Equip Operator II	Vacant	G-01	-	0	\$0		0	0	0	-	0	0	0	-	-	0	0
		Equip Operator III	Vacant	H-01	-	0	\$0		0	0	0	-	0	0	0	-	-	0	0
		Highway Sign Worker Leader	Vacant	H-01	-	0	\$0		0	0	0	-	0	0	0	-	-	0	0
		Equip Operator II	Vacant	G-01	-	0	\$0		0	0	0	-	0	0	0	-	-	0	0
		Equip Operator II	Vacant	G-01	-	0	\$0		0	0	0	-	0	0	0	-	-	0	0
		Equip Operator II	Vacant	G-01	-	0	\$0		0	0	0	-	0	0	0	-	-	0	0
		Carpenter II	Vacant	I-01	-	0	\$0		0	0	0	-	0	0	0	-	-	0	0
		Equip Operator II	Vacant	G-01	-	0	\$0		0	0	0	-	0	0	0	-	-	0	0
		Equip Operator III	Vacant	H-01	-	0	\$0		0	0	0	-	0	0	0	-	-	0	0
		Equip Operator III	Vacant	H-01	-	0	\$0		0	0	0	-	0	0	0	-	-	0	0
		Planner IV	Vacant	N-01	-	0	\$0		0	0	0	-	0	0	0	-	-	0	0
		Chief Planner	Vacant	P-01	-	0	\$0		0	0	0	-	0	0	0	-	-	0	0
		Planning Technician II	Vacant	I-01	-	0	\$0		0	0	0	-	0	0	0	-	-	0	0
		Word Processing Secretary II	Vacant	H-01	-	0	\$0		0	0	0	-	0	0	0	-	-	0	0
		Program Coordinator II	Vacant	L-01	-	0	\$0		0	0	0	-	0	0	0	-	-	0	0
		Rights-of-Way Supervisor	Vacant (Cynthia U. Jackson)	N-01	-	0	\$0		0	0	0	-	0	0	0	-	-	0	0
		Land Agent Supervisor	Vacant	K-01	-	0	\$0		0	0	0	-	0	0	0	-	-	0	0
VACANCIES			Total:	----	62,721	0	606	----	0	63,327	17,390	0	0	918	348	7,318	192	26,166	89,493

WARM BODIES & VACANCIES					Total:	----	2,184,550	0	29,142	----	10,761	2,224,453	610,835	11,496	0	26,543	10,266	143,676	9,591	812,407	3,036,860
-------------------------	--	--	--	--	--------	------	-----------	---	--------	------	--------	-----------	---------	--------	---	--------	--------	---------	-------	---------	-----------

9/ Housing Management Section has been transferred to Guam Housing and Urban Renewal Authority based upon a previous budget act, however FTEs remain at DPW Building Maintenance Division.

Footnote #	Reference	DOA Record	Charged to location	Basis	Action Required	Remarks
*	Special Pay					Night Differential / Hazardous / Worker's Compensation / etc.

Function: Transportation and Housing & Economic Development⁹
DEPARTMENT/AGENCY: Public Works
PROGRAM: 1060/1061 Highways
FUND: Guam Highway 5208A111060SE208

Input by Department										Input by Department						Input by Department			
(A)		(B)	(C)	(D)	(E)	(F)	(G)	(H)	(I)	(J)	(K)	(L)	(M)	(N)	(O)	(P)	(Q)	(R)	(S)
No.	Position No. / Section	Position Title	Name of Incumbent	Grade/ Step	Salary	Overtime	Special*	Increment		(E+F+G+I) Subtotal	Retirement (J * 27.46%)	Retire (DDI) (\$18.40*26PP)	SSN (6.2% * J)	Medicare (1.45% * J)	Life (1/)	Medical (Premium)	Dental (Premium)	Total Benefits (K thru Q)	(J + R) TOTAL
	Date	Amt.																	
1/ Life Benefit										FY2010 (current) GovGuam contribution for Life Insurance is \$174 per annum; subject to change in FY 2011									
2/ Position No. / Section										TBD - FTE No. to be determined									
5/ Ralph Terlaje			Hwy	CIP	CIP	JOM	Submit GG1	Change of HWY FTE & division to CIP FTE & division											
5/ Fortuno Poblete			Hwy	CIP	CIP	JOM	Submit GG1	Change of HWY FTE & division to CIP FTE & division											
5/ John Calanayan			Hwy	CIP	CIP	JOM	Submit GG1	Change of HWY FTE & division to CIP FTE & division											
5/ Reynaldo Junio			Hwy	CIP	CIP	JOM	Submit GG1	Change of HWY FTE & division to CIP FTE & division											
5/ Jeri Calaor			Hwy	CIP	CIP	JOM	Submit GG1	Change of HWY FTE & division to CIP FTE & division											
8/ Josephine Torres			Hwy	CIP	CIP	GG1/PA	GG1 to establish position in CIP	Subject to DOA approval											
Department to submit documents in FY2010 to address discrepancies.																			
JOM (Job Order Master)																			
PA (Personnel Action)																			

Input by Department											
Special Pay Categories											
(A)		(B)	(C)	(D)	(E)	(F)	(G)	(H)	(I)	(J)	(K)
No.	Position No. / Section	Position Title	Name of Incumbent	Holiday Pay	1/ Night Differential Pay 10%	2/ Hazard 10%	3/ Hazard 8%	4/ Nurse Sunday Pay 1.5	5/ Nurse Pay 1.5	6/ EMT Pay 15%	D+E+F+G+H+I+J Subtotal
				\$0	\$0	\$0	\$0	\$0	0	\$0	\$0
1	32	Budget & Management Analyst IV	Joaquin R Blaz	0	0	0	0	0	0	0	0
2	4438	Administrative Assistant	Gloria Cordero	0	0	0	0	0	0	0	0
3	4733	Administrative Aide	Juanita L. Campbell	0	0	0	0	0	0	0	0
0	Highway Co	0	0	0	0	0	0	0	0	0	0
4	250	Engineer I	Mark J. Abrincia	0	0	0	0	0	0	0	0
5	4080	Engineer I	Candido A. Orbong Jr.	0	0	0	0	0	0	0	0
6	4096	Construction Inspector III	Jesus G. Almoguera	0	0	0	0	0	0	0	0
7	4130	Construction Inspector III	Pacy G. Carpo	0	0	0	0	0	0	0	0
8	4145	Construction Inspector II	Ed H. Edralin	0	0	0	0	0	0	0	0
9	4528	Construction Inspector III	Edgardo L. Tolentino	0	0	0	0	0	0	0	0
10	4565	Construction Inspector II	Cecil L. Orsini	0	0	0	0	0	0	0	0
11	4610	Engineer II	Rigoberto J. Diaz	0	0	0	0	0	0	0	0
0	Highway Prd	0	0	0	0	0	0	0	0	0	0
12	4139	Engineer II	Sagrado F. Bilong	0	0	0	0	0	0	0	0
13	4520	Engineer II	Isidro C. Duarosan	0	0	0	0	0	0	0	0
14	5043	Engineering Technician II	Pedro C. Marquez, III	0	0	0	0	0	0	0	0
0	Rights-of-W	0	0	0	0	0	0	0	0	0	0
15	4582	Land Agent II	Glenn R. Eay	0	0	0	0	0	0	0	0
0	Traffic Engir	0	0	0	0	0	0	0	0	0	0
16	4564	Engineer III	Romualdo C. Domingo	0	0	0	0	0	0	0	0
17	4618	Electronics Technician II	Vicente P. Cruz	0	0	0	0	0	0	0	0
18	4680	Electronics Technician Supervisor	Daniel N. Troxel	0	0	0	0	0	0	0	0
19	4684	Electronics Technician II	Paul U. Camacho	0	0	0	0	0	0	0	0
20	5015	Electronics Technician II	William T. Cruz	0	0	0	0	0	0	0	0
		Highway Maintenance & Construction		0	0	0	0	0	0	0	0
21	4597	Equip Operator I	Jonathan G. Taienao	757	0	0	0	0	0	0	757
0	0	0	1060 HWY Sub-Total	0	0	0	0	0	0	0	0
		1061 Highway Maintenance & Construction									0

Government of Guam
Fiscal Year 2011
Agency Staffing Pattern
Current

[BBMR SP-1]

Function: Transportation and Housing & Economic Development ^{9/}
DEPARTMENT/AGENCY: Public Works
PROGRAM: 1060/1061 Highways
FUND: Guam Highway 5208A111060SE208

Input by Department										Input by Department										
(A)		(B)	(C)	(D)	(E)	(F)	(G)	(H)		(I)	(J)	(K)	(L)	(M)	(N)	(O)	(P)	(Q)	(R)	(S)
No.	Position No. / Section	Position Title	Name of Incumbent	Grade/ Step	Salary	Overtime	Special*	Increment		(E+F+G+I) Subtotal	Retirement (J * 27.46%)	Retire (DDI) (\$18.40*26PP)	SSN (6.2% * J)	Medicare (1.45% * J)	Life (1/)	Medical (Premium)	Dental (Premium)	Total Benefits (K thru Q)	(J + R) TOTAL	
								Date	Amt.											
1	213	Equip Operator I	Isidro C. Muna	789	0	0	0	0	0	0	789									
2	242	Highway Maint Supervisor	Shon DS Muna	785	0	0	0	0	0	0	785									
3	246	Equip Operator II	Raul F. Villacorta	782	0	0	0	0	0	0	782									
4	257	TDA TO CIP Equip Operator II	John T. Peredo	730	0	0	0	0	0	0	730									
5	258	Equip Operator II	Emeterio F. Kakas	838	0	0	0	0	0	0	838									
6	263	Equip Operator II	Dennis C. Eber Jr.	706	0	0	0	0	0	0	706									
7	4126	Administrative Assistant	Elizabeth E. Barcinas	704	0	0	0	0	0	0	704									
8	4140	Engineer III	James M. Casallo	1,171	0	0	0	0	0	0	1,171									
9	4330	Automotive Body Work	Martin R. Barcinas	679	0	0	0	0	0	0	679									
10	4382	Heavy Equip Mechanic Supervisor	Frank A. Cruz	871	0	0	0	0	0	0	871									
11	4552	Equip Operator III	Nicanor P. Surigao	727	0	0	0	0	0	0	727									
12	4566	Engineer III	Marlon DC Leano	1,254	0	0	0	0	0	0	1,254									
13	4571	Program Coordinator II	Claire M. Meno	842	0	0	0	0	0	0	842									
14	4586	Highway Maint Supt	George A. Bamba	1,001	0	0	0	0	0	0	1,001									
15	4591	Highway Maint Supervisor	Alfred S. Santos	871	0	0	0	0	0	0	871									
16	4594	Equip Operator II	Albert M. Alegarbes	682	0	0	0	0	0	0	682									
21	4597	Equip Operator I	Jonathan G. Talenao	712	0	0	0	0	0	0	712									
17	4600	Equip Operator III	David S. Cruz	835	0	0	0	0	0	0	835									
18	4602	Equip Operator II	Fabian J. Tamayo	615	0	0	0	0	0	0	615									
19	4604	Equip Operator Leader I	Robert R. San Nicolas	926	0	0	0	0	0	0	926									
20	4611	TDA TO CIP Equip Operator Leader II	Peter L. Kaai	898	0	0	0	0	0	0	898									
21	4612	Equip Operator III	Morris Irizarry	894	0	0	0	0	0	0	894									
22	4617	Highway Maint Supervisor	Darren C. Muna	785	0	0	0	0	0	0	785									
23	4625	Equip Operator III	Antonio S.A. Mendiola	894	0	0	0	0	0	0	894									
24	4629	Highway Sign Worker I	Christopher A. Duenas	529	0	0	0	0	0	0	529									
25	4652	Equip Operator II	Roy Q. Taimanglo	706	0	0	0	0	0	0	706									
26	4659	Carpenter Leader	Pedro R. Perez	753	0	0	0	0	0	0	753									
27	4660	Equip Operator II	Benny Q. Ignacio	574	0	0	0	0	0	0	574									
28	4664	Highway Sign Worker Leader	Edward F. Benavente	703	0	0	0	0	0	0	703									
29	4666	Equip Operator I	Mariano C. Salas	712	0	0	0	0	0	0	712									
30	4683	Equip Operator III	David G. Tedtaotao	753	0	0	0	0	0	0	753									
31	4687	Equip Operator III	Eugene F. Francisco	679	0	0	0	0	0	0	679									
32	4693	Equip Operator III	Jesus S. Castro	703	0	0	0	0	0	0	703									
33	4758	Equip Operator III	Rudy S. Angoco	656	0	0	0	0	0	0	656									
34	4770	Equip Operator III	Andrew R. Crisostomo	656	0	0	0	0	0	0	656									
35	4979	Equip Operator I	Eric J. Cruz	522	0	0	0	0	0	0	522									
36	5053	Equip Operator II	Kennedy B. Mariur	554	0	0	0	0	0	0	554									
0	WARM BO	#REF!	0	29,248	0	0	0	0	0	0	29,248									

- 1/ 10% of reg. rate, applicable from 6pm- 6am, employee must work 4 hours consecutive after 6pm for entitlement of the pay
2/ Applies to law enforcement personnels
3/ Applies to solid waste employees
4/ 1 ½ of reg. rate of pay from 12am Friday to 12 midnight Sunday
5/ 1 ½ of reg. rate of pay on daily work exceeding 8 hours
6/ Applicable only to GFD ambulatory service personnel. 15% of reg. rate of pay

Input by Department										Input by Department									
(A)		(B)	(C)	(D)	(E)	(F)	(G)	(H)	(I)	(J)	(K)	(L)	(M)	(N)	(O)	(P)	(Q)	(R)	(S)
No.	Position No. / Section	Position Title	Name of Incumbent	Grade/ Step	Salary	Overtime	Special*	Increment		(E+F+G+I) Subtotal	Retirement (J * 27.46%)	Retire (DDI) \$18.40*26PP	Social Security (6.2% * J)	Medicare (1.45% * J)	Life (1/)	Medical (Premium)	Dental (Premium)	Total Benefits (K thru Q)	(J + R) TOTAL
								Date	Amt.										
					\$0	\$0	\$0		\$0	\$0	\$0	\$0	\$0	\$0	\$0	\$0	\$0	\$0	\$0
	Building Permits and Inspection				-	-	-	N/A	0	\$ -	-	-	-	-	-	-	-	-	-
1	4064 / BPI	Bldg Insp & Permits Administrator	Jesus Q. Ninete	O-23	79,319	-	\$0	10-08-2011	0	\$ 79,319	21,781	-	-	-	174	2,972	-	24,927	104,245
2	4089 / BPI	Building Inspector I	Vincent B. Wonpat	I-14	36,816	-	\$0	11-06-2011	0	\$ 36,816	10,110	-	-	-	174	2,503	192	12,979	49,795
3	RRMC-035(270) BPI 2/	Construction Inspector III	Sandie M. Diaz	L-13	44,105	-	\$0	3-21-2012	0	\$ 44,105	12,111	-	-	640	174	2,503	-	15,428	59,533
4	4132 (4922)	Customer Svc Rep (in lieu of Chief Engineer)	Clarissa F. Guevara	H-10	29,962	-	\$0	4-11-2011	525	\$ 30,487	8,372	479	-	442	174	4,035	209	13,711	44,198
					-	-	\$0		0	\$ -	-	-	-	-	-	-	-	-	-
					-	-	\$0		0	\$ -	-	-	-	-	-	-	-	-	-
					-	-	\$0		0	\$ -	-	-	-	-	-	-	-	-	-
					-	-	\$0		0	\$ -	-	-	-	-	-	-	-	-	-
					-	-	\$0		0	\$ -	-	-	-	-	-	-	-	-	-
					-	-	\$0		0	\$ -	-	-	-	-	-	-	-	-	-
					-	-	\$0		0	\$ -	-	-	-	-	-	-	-	-	-
					-	-	\$0		0	\$ -	-	-	-	-	-	-	-	-	-
					-	-	\$0		0	\$ -	-	-	-	-	-	-	-	-	-
WARM BODIES TOTAL				---	\$ 190,202	\$ -	\$ -	----	\$ 525	\$ 190,727	\$ 52,374	\$ 479	\$ -	\$ 1,082	\$ 696	\$ 12,013	\$ 401	\$ 67,044	\$ 257,771

VACANCIES

VACANCIES																				
1		Building Inspector Supervisor	Vacant	L-01	-	-	-	N/A	0	\$ -	-	-	-	-	-	-	-	-	-	
2		Building Inspector I	Vacant	I-01	21,389	-	-	N/A	0	\$ 21,389	5,873	479	-	310	174	4,035	209	11,080	32,469	
3		Building Inspector I	Vacant	I-01	21,389	-	-	N/A	0	\$ 21,389	5,873	479	-	310	174	4,035	209	11,080	32,469	
4		Building Inspector I	Vacant	I-01	21,389	-	-	N/A	0	\$ 21,389	5,873	479	-	310	174	4,035	209	11,080	32,469	
5		Customer Service Supervisor	Vacant	J-01	-	-	-	N/A	0	\$ -	-	-	-	-	-	-	-	-	-	
6		Customer Service Representative	Vacant	H-01	19,974	-	-	N/A	0	\$ 19,974	5,485	479	-	290	174	4,035	209	10,671	30,645	
7		Customer Service Representative	Vacant	H-01	19,974	-	-	N/A	0	\$ 19,974	5,485	479	-	290	174	4,035	209	10,671	30,645	
VACANCIES TOTAL				---	\$ 104,115	\$ -	\$ -	---	\$ -	\$ 104,115	\$ 28,590	\$ 2,395	\$ -	\$ 1,510	\$ 870	\$ 20,175	\$ 1,044	\$ 54,583	\$ 158,698	
11	WARM BODIES & VACANCIES TOTAL				---	\$ 294,317	\$ -	\$ -	---	\$ 525	\$ 294,842	\$ 80,964	\$ 2,874	\$ -	\$ 2,591	\$ 1,566	\$ 32,188	\$ 1,445	\$ 121,627	\$ 416,469

Input by Department											
Special Pay Categories											
(A)	(B)	(C)	(D)	(E)	(F)	(G)	(H)	(I)	(J)	(K)	
				1/ Night Differential Pay 10%	2/ Hazard 10%	3/ Hazard 8%	4/ Nurse Sunday Pay 1.5	5/ Nurse Pay 1.5	6/ EMT Pay 15%	E+F+G+H+I+J Subtotal	
No.	Position Number	Position Title	Name of Incumbent	Holiday Pay							
0	0	0	0	\$0	\$0	\$0	\$0	\$0	\$0	\$0	
0	Building Permits and Inspector	0	0	\$0	\$0	\$0	\$0	\$0	\$0	\$0	
1	4064 / BPI	Bldg Insp & Permits Administrator	Jesus Q. Ninete	\$0	0	0	0	0	0	\$0	
2	4089 / BPI	Building Inspector I	Vincent B. Wonpat	\$0	0	0	0	0	0	\$0	
3	RRMC-035(270) BPI 2/	Construction Inspector III	Sandie M. Diaz	\$0	0	0	0	0	0	\$0	

Government of Guam Fiscal Year 2011										
4	4132 (4922)	Customer Svc Rep (in lieu of Chief Engineer)	Clarissa F. Guevara	\$0	0	0	0	0	0	\$0
0	0	0	0	\$0	0	0	0	0	0	\$0
0	0	0	0	\$0	0	0	0	0	0	\$0
0	0	0	0	\$0	0	0	0	0	0	\$0
0	0	0	0	0	0	0	0	0	0	\$0
0	0	0	0	0	0	0	0	0	0	\$0
0	0	0	0	0	0	0	0	0	0	\$0
0	0	0	0	0	0	0	0	0	0	\$0
0	0	0	0	0	0	0	0	0	0	\$0
0	0	0	0	0	0	0	0	0	0	\$0
Grand Total:				\$0	\$0	\$0	\$0	\$0	\$0	\$0

- 1/ 10% of reg. rate, applicable from 6pm- 6am, employee must work 4 hours consecutive after 6pm for entitlement of the pay
- 2/ Applies to law enforcement personnels
- 3/ Applies to solid waste employees
- 4/ 1 ¼ of reg. rate of pay from 12am Friday to 12 midnight Sunday
- 5/ 1 ½ of reg. rate of pay on daily work exceeding 8 hours
- 6/ Applicable only to GFD ambulatory service personnel. 15% of reg. rate of pay

Government of Guam
Fiscal Year 2011
Agency Staffing Pattern
(CURRENT)

Function: Transportation and Housing & Economic Development ^{2/}
DEPARTMENT/AGENCY: Public Works
PROGRAM: 1065 & 1066 Office of Highway Safety
FUND: Federal (NHTSA National Highway Traffic Safety Administration)

Input by Department														Input by Department																							
(A)		(B)		(C)		(D)		(E)		(F)		(G)		(H)		(I)		(J)		(K)		(L)		(M)		(N)		(O)		(P)		(Q)		(R)		(S)	
No.	Position Number	Position Title		Name of Incumbent		Grade/ Step	Salary	Overtime	Special*	Increment		Date	Amt.	(E+F+G+I) Subtotal	Retirement J * 27.46%	Retirement (DD) 8.40*26%	SS 6.2% * J	Medicare 1.45% * J	Life (1/)	Medical (Premium)	Dental Premium	Total Benefits (K thru Q)		(J + R) TOTAL													
		TRAFFIC RECORDS INFORMATION MANAGEMENT SYSTEM				5101E111066EICO5							\$0	\$0	0	0	0	0	\$0	\$0	\$0	0	0	0	0	0	0	0	0	0	0	0	0	0			
1	204	Data Control Clerk II		Julie L. Myers		F-07	23,808	0	\$0	8-21-2011	147		23,955	6,578	479	0	347	174	2,503	192	10,274	34,229															
		PLANNING & ADMINISTRATION				5101E101066PA106							0	0	0	0	0	0	0	0	0	0	0	0	0	0	0	0	0	0	0	0	0	0			
2	4004	Management Analyst IV		Cecilia D. Javier		N-12	49,915	0	\$0	4-06-2012	-		49,915	13,707	479	0	724	174	0	0	15,083	64,998															
3	4019	Administrative Assistant		Jacqueline T. Florig		J-14	39,491	0	\$0	4-05-2012	0		39,491	10,844	0	0	573	174	0	0	11,591	51,082															
		ALCOHOL & OTHER DRUGS COUNTERMEASURES				5101E111066EIC01 & 5101E111066EIN01							0	0	0	0	0	0	0	0	0	0	0	0	0	0	0	0	0	0	0	0	0	0			
4	4021	Program Coordinator III		Pacita A. Florig		M-14	49,364	0	\$0	4-04-2011	864		50,228	13,793	479	0	728	174	2,503	192	17,869	68,097															
5	4079	Program Coordinator II		Ana Marie C. Senato		L-11	41,172	0	\$0	12-07-2012	0		41,172	11,306	0	0	597	174	4,035	209	16,321	57,493															
		OCCUPANT PROTECTION FUND				5101E101066EI102							0	0	0	0	0	0	0	0	0	0	0	0	0	0	0	0	0	0	0	0	0	0			
6	4574	Program Coordinator IV		Therese C.D. Matanane		N-08	43,490	0	\$0	06-08-2012	0		43,490	11,942	479	0	631	174	6,713	349	20,288	63,778															
7	4688	Program Coordinator I		Jane M. Almandres		K-13	41,005	0	\$0	4-14-2012	0		41,005	11,260	479	0	595	174	4,035	209	16,751	57,756															
													0	0	0	0	0	0	0	0	0	0	0	0	0	0	0	0	0	0	0	0	0	0			
													0	0	0	0	0	0	0	0	0	0	0	0	0	0	0	0	0	0	0	0	0	0			
													0	0	0	0	0	0	0	0	0	0	0	0	0	0	0	0	0	0	0	0	0	0			
													0	0	0	0	0	0	0	0	0	0	0	0	0	0	0	0	0	0	0	0	0	0			
													0	0	0	0	0	0	0	0	0	0	0	0	0	0	0	0	0	0	0	0	0	0			
7	WARM BODIES					---	288,245	0	0	----	1,011		289,256	79,430	2,395	0	4,194	1,218	19,789	1,151	108,177	397,433															

* Night Differential / Hazardous / Worker's Compensation / etc.
1/: FY 2010 (current) GovGuam contribution for Life Insurance is \$174 per annum; Subject to change in FY 2011
2/ Housing Management Section has been transferred to Guam Housing and Urban Renewal Authority based upon a previous budget act, however FTEs remain at DPW Building Maintenance Division.

VACANCIES																			
	4020	Program Coordinator III	VACANT	M-01	0	0	\$0		0	0	0	0	0	0	0	0	0	0	0
	-	Program Coordinator II	VACANT	L-01	0	0	\$0		0	0	0	0	0	0	0	0	0	0	0
0	VACANCIES			----	0	0	0	----	0	-	0	0	0	0	0	0	0	0	0

Input by Department												
Special Pay Categories												
(A)	(B)	(C)	(D)	(E)	(F)	(G)	(H)	(I)	(J)	(K)		
No.	Position Number	Position Title	Name of Incumbent	Holiday Pay	1/ Night Differential Pay 10%	2/ Hazard 10%	3/ Hazard 8%	4/ Nurse Sunday Pay 1.5	5/ Nurse Pay 1.5	6/ EMT Pay 15%	*F+G+H+I+J Subtotal	
0	MANAGEMENT	0	0	\$0	\$0	\$0	\$0	\$0	\$0	\$0	\$0	
1	204	Data Control Clerk II	Julie L. Myers	0	0	0	0	0	0	0	0	
0	0	0	0									
0	ISTRATION	0	0									
2	4004	Management Analyst IV	Cecilia D. Javier	0	0	0	0	0	0	0	0	
3	4019	Administrative Assistant	Jacqueline T. Florig	0	0	0	0	0	0	0	0	
0	0	0	0									
0	MEASURES	0	0									
4	4021	Program Coordinator III	Pacita A. Florig	0	0	0	0	0	0	0	0	

Government of Guam
Fiscal Year 2011
Agency Staffing Pattern
(CURRENT)

5	4079	Program Coordinator II	Ana Marie C. Senato	0	0	0	0	0	0	0	0
0	0	0	0								
0	CTION FUND	0	0								
6	4574	Program Coordinator IV	Therese C.D. Matanane	0	0	0	0	0	0	0	0
7	4688	Program Coordinator I	Jane M. Almandres	0	0	0	0	0	0	0	0
0	0	0	0								
0	0	0	0								
0	0	0	0	0	0	0	0	0	0	0	0
0	0	0	0								
0	0	0	0								
0	0	0	0								
0	0	0	Total:	0	0	0	0	0	0	0	0

- 1/ 10% of reg. rate, applicable from 6pm- 6am, employee must work 4 hours consecutive after 6pm for entitlement of the pay
2/ Applies to law enforcement personnels
3/ Applies to solid waste employees
4/ 1 ½ of reg. rate of pay from 12am Friday to 12 midnight Sunday
5/ 1 ½ of reg. rate of pay on daily work exceeding 8 hours
6/ Applicable only to GFD ambulatory service personnel. 15% of reg. rate of pay

FUNCTION: Transportation and Housing & Economic Development ^{2/}
DEPARTMENT/AGENCY: Public Works
PROGRAM: 1098 Highways
FUND: Federal 5101F041098PA109 (FHWA)

Input by Department										Input by Department										
(A)		(B)	(C)	(D)	(E)	(F)	(G)	(H)		(I)	(J)	(K)	(L)	(M)	(N)	(O)	Input by Department		(R)	(S)
No.	Position Number	Position Title	Name of Incumbent	Grade/ Step	Salary	Overtime	Special*	Increment		(E+F+G+I) Subtotal	Retirement (J * 27.46%)	Retire (DDI) (\$18.40*26PP)	SS (6.2% * J)	Medicare (1.45% * J)	Life (1/)	Medical (Premium)	Dental (Premium)	Total Benefits (K thru Q)	(J + R) TOTAL	
								Date	Amnt.											
	ADMINISTRATIVE SUPPORT						\$0		0	\$0	\$0		0	\$0	0	0	0	\$0	\$0	
1	4005	Chief Engineer	Ramon B. Padua	R-09	64,151	0	\$0	3-26-2012	1,291	65,442	17,970	0	0	949	174	2,503	192	21,788	87,230	
2		Special Projects Coordinator (Unclass)	Bernadita T. Perez	M-12	46,082	0	\$0	Oct-01-2011	0	46,082	12,654	0	0	668	174	0	0	13,496	59,578	
	HIGHWAY CONSTRUCTION																			
3	*4118 (4573)	Engineer III	Crispin B. Bensen	N-15	55,341	0	\$0	Oct-01-2012	0	55,341	15,197	0	0	802	174	2,064	192	18,429	73,770	
4	205	Construction Inspector I	Freddie E. Cruz	I-03	24,082	0	\$0	Oct-16-2011	0	24,062	6,607	0	0	349	174	2,064	0	9,194	33,256	
5	4736	Construction Inspector II	Paul V Quenga	J-06	29,825	0	\$0	Oct-26-2011	0	29,825	8,190	0	0	432	174	2,064	192	11,052	40,877	
6	4125	Construction Inspector II	Mark J.B. Arceo	J-08	32,119	0	\$0	Oct-14-2011	0	32,119	8,820	479	0	466	174	7,020	407	17,366	49,485	
	RIGHTS OF WAY																			
7	4569	LTA Rights of Way Supervisor	Consuelo P. Lee	N-01	31,064	0	\$0	N/A	0	31,064	8,530	479	0	450	174	4,815	259	14,708	45,772	
	WARM BODIES		Total:	----	282,644	0	0	----	1,291	283,935	77,969	958	-	4,117	1,218	20,530	1,242	106,034	389,969	

* Night Differential / Hazardous / Worker's Compensation / etc.
1/: FY 2010 (current) GovGuam contribution for Life Insurance is \$174 per annum; Subject to change in FY 2011
2/ Housing Management Section has been transferred to Guam Housing and Urban Renewal Authority based upon a previous budget act, however FTEs remain at DPW Building Maintenance Division.

NOTE: *4118 (4573) Position No. 4573 to be corrected to 4118.

VACANCIES																				
1	4606	LTA Word Processing Secretary II	Vacated 12/31/10	Anita C. Scharff	H-01	19,974	0	\$0	N/A	0	19,974	5,485	479	0	290	174	4,035	0	10,462	30,436
2	4513	LTA Office Aide	Vacated 3/11/11	Janet A. Crisostomo	B-02	15,443	0	\$0	N/A	0	15,443	4,241	479	0	224	174	0	0	5,118	20,561
3	4842	LTA Office Aide	Vacated 3/11/11	Hubert JR Anurang	B-02	15,443	0	\$0	N/A	0	15,443	4,241	479	0	224	174	0	0	5,118	20,561
4	4116	LTA Land Agent Supervisor	Vacant 7/27/10	Barbara M Gumataota	K-01	-	0	\$0		0	0	0	0	0	0	0	0	0	0	0
5		Secretary II Typist	Vacant		H-01	19,974	0	\$0		0	19,974	5,485	479	0	290	174	0	0	6,427	26,401
		VACANCIES	Total:		---	70,834	0	0	---	0	70,834	19,451	1,916	-	1,027	696	4,035	0	27,125	97,959
12		WARM BODIES & VACANCIES	Total:		---	353,478	0	0	---	1,291	354,769	97,420	2,874	0	5,144	1,914	24,565	1,242	133,159	487,928

Input by Department											
Special Pay Categories											
(A)	(B)	(C)	(D)	(E)	(F)	(G)	(H)	(I)	(J)	(K)	
No.	Position Number	Position Title	Name of Incumbent	Holiday Pay	1/ Night Differential Pay 10%	2/ Hazard 10%	3/ Hazard 8%	4/ Nurse Sunday Pay 1.5	5/ Nurse Pay 1.5	6/ EMT Pay 15%	E+F+G+H+I+J Subtotal
	ADMINISTRATIVE SUPPORT			\$0	\$0	\$0	\$0	\$0	\$0	\$0	\$0
1	4005	Chief Engineer	Ramon B. Padua	0	0	0	0	0	0	0	0
1	4606	LTA Word Processing Secretary II	Vacated 12/31/10 Anita C. Scharff	0	0	0	0	0	0	0	0
2	4513	LTA Office Aide	Vacated 3/11/11 Janet A. Crisostomo	0	0	0	0	0	0	0	0
2		Special Projects Coordinator (Unclass)	Bernadita T. Perez	0	0	0	0	0	0	0	0
5		Secretary II Typist	Vacant	0	0	0	0	0	0	0	0
0											
	HIGHWAY CONSTRUCTION										
3	*4118 (4573)	Engineer III	Crispin B. Bensen	0	0	0	0	0	0	0	0
4	205	Construction Inspector I	Freddie E. Cruz	0	0	0	0	0	0	0	0
5	4736	Construction Inspector II	Paul V Quenga	0	0	0	0	0	0	0	0
3	4842	LTA Office Aide	Vacated 3/11/11 Hubert JR Arurang	0	0	0	0	0	0	0	0
	RIGHTS OF WAY										
4	4116	LTA Land Agent Supervisor	Vacant 7/27/10 Barbara M Gumataota	0	0	0	0	0	0	0	0
7	4117	LTA Rights of Way Supervisor	Consuelo P. Lee	0	0	0	0	0	0	0	0
		Total:		0	0	0	0	0	0	0	0

1/ 10% of reg. rate, applicable from 6pm- 6am, employee must work 4 hours consecutive after 6pm for entitlement of the pay
2/ Applies to law enforcement personnel
3/ Applies to solid waste employees
4/ 1 ½ of reg. rate of pay from 12am Friday to 12 midnight Sunday
5/ 1 ½ of reg. rate of pay on daily work exceeding 8 hours
6/ Applicable only to GPD ambulatory service personnel. 15% of reg. rate of pay