



The Honorable  
**EDDIE BAZA CALVO**  
Governor

RECEIVED  
DEPT OF ADMIN  
Office of the Speaker  
Judith T. Won Pat, Ed. D.

The Honorable  
**RAY TENORIO**  
Lt. Governor

2011 JAN 28 PM 4:21  
Date  
Time  
Received by

DIRECTOR'S OFFICE



**JOANNE M.S. BROWN**  
Acting Director  
**CARL DOMINGUEZ**  
Acting Deputy Director

January 25, 2011

The Honorable Speaker Judith T. Won Pat  
I Mina' Trentai Unu Na Liheslaturan Guahan  
155 Hesler Place  
Hagatna, Guam 96910

RECEIVED  
JAN 28 2011  
Bureau of Budget and  
Management Development

Re: FY2010 and FY2011 First Quarter – Schedule of Central Cost Accounts with  
Department of Administration (Cost Pool Accounts)

Dear Madam Speaker Won Pat:

*Buenas yan Háfa A'dai!*

Transmitted herewith is the Department of Public Works' Schedule of Cost Pool Accounts for the fiscal year ended September 30, 2010 (adjusted and final amount). Also attached is the First Quarter Reporting Requirement for FY2011 for the period ended October 1, 2010 to December 31, 2010.

The Schedule of Cost Pool Accounts can be reviewed on our DPW website: [www.dpw.guam.gov](http://www.dpw.guam.gov)

Should you have any questions, please do not hesitate to contact Mrs. Arleen U. Pierce, Controller at 646-3154 or 646-3231.

*Un Dangkulo Na Si Yu'os Ma'ase!*

**Joanne M.S. Brown,**  
Acting Director

Attachment

Cc: Office of the Public Auditor, OPA  
Bureau of Budget & Management Research, BBMR  
Department of Administration

<b>RECEIVED</b>
OFFICE OF PUBLIC ACCOUNTABILITY
DATE: <u>1-24-11</u>
TIME: <u>1:20</u>
BY: <u>Mar</u>



The Honorable  
**EDDIE BAZA CALVO**  
Governor

The Honorable  
**RAY TENORIO**  
Lt. Governor

RECEIVED  
DEPT OF ADMIN

JAN 28 PM 2:41

DIRECTOR'S OFFICE



**JOANNE M.S. BROWN**  
Acting Director  
**CARL DOMINGUEZ**  
Acting Deputy Director

January 25, 2011

The Honorable Speaker Judith T. Won Pat  
I Mina' Trentai Unu Na Liheslaturan Guahan  
155 Hesler Place  
Hagatna, Guam 96910

Office of the Speaker  
Judith T. Won Pat, Ed. D.  
Date 1/26/2011  
Time 12:28  
Received by [Signature]

Re: **FY2011 First Quarter – Financial Report Requirement for the First Quarter  
Period Ended October 1, 2010 thru December 31, 2010**

Dear Madam Speaker Won pat:

**Buenas yas Hafa Adai!**

Transmitted herewith is the Department of Public Works' Financial Report for FY2011 First Quarter Reporting Requirements for the period ended October 1, 2010 to December 31, 2010. Please note that the balances reported for September 30, 2010 reflect amounts that are on the BACIS AS400's Budget and Accounting Information System (BASIC) printouts which are adjusted to include the final closing of the books (with a cut-off period as of December 31, 2010). We have also provided the soft copy reports. The Financial Report can be reviewed on our website: [www.dpw.guam.gov](http://www.dpw.guam.gov)

Should you have any questions, please do not hesitate to contact Mrs. Arleen U. Pierce, Controller at 646-3154 or 646-3231.

**Un Dangkulo Na Si Yu'os Ma'ase!**

*[Signature]*  
Joanne M.S. Brown,  
Acting Director

<b>RECEIVED</b>		
OFFICE OF PUBLIC ACCOUNTABILITY		
DATE: <u>1.28.11</u>		
TIME: <u>11:20</u>		
BY: <u>mev</u>		

RECEIVED  
JAN 28 2011  
Bureau of Budget and  
Government Accounting



**GUAM STATE  
CLEARINGHOUSE**

JAN 28 2011

12:40

Notice: Receipt of this document  
"DOES NOT" imply that  
all submission requirements  
have been met.



The Honorable  
**EDDIE BAZA CALVO**  
Governor

The Honorable  
**RAY TENORIO**  
Lt. Governor

RECEIVED  
DEPT OF ADMIN  
**public works**

DIPATAMENTON CHECHO PUPBLEKO

2011 JAN 28 PM 2:11

JOANNE M.S. BROWN

Acting Director

CARL DOMINGUEZ

Acting Deputy Director

January 25, 2011

The Honorable Speaker Judith T. Won Pat  
I Mina' Trentai Unu Na Liheslaturan Guahan  
155 Hesler Place  
Hagatna, Guam 96910

Re: FY2011 First Quarter Report - Staffing Pattern

Dear Madam Speaker Won Pat:

*Buenas yon Hafa Adai!* Transmitted herewith are the Department of Public Work's Staffing Pattern for FY2011 First Quarter Reporting Requirement for the quarter ended October 1, 2010 to December 31, 2010. This Staffing Pattern includes the implementation and the retroactive effect of the Hay Pay Plan for the quarter ended. In addition, we also provided the current Staffing Pattern "without" the Hay Pay Plan as requested by the Bureau of Budget & Management Research, BBMR Office.

Please be advised that our Staffing Pattern does not include the Solid Waste Management Division, which will be provided by the Receivership Gershman, Britner & Bratton, Inc. (GBB) as appointed by the U.S. District Court of Guam.

The attached Staffing Pattern and summary can be reviewed on our website at: [www.dpw.guam.gov](http://www.dpw.guam.gov)

Should you have any questions, please do not hesitate to contact Mrs. Arleen U. Pierce, Controller at 646-3154 or 646-3231.


Un Dangkulon Na Si Yu'os Ma'ase!

Joanne M.S. Brown,  
Acting Director

Attachment:

- FY2011 Staffing Pattern
- Overall Summary Schedule

Cc: Office of the Public Auditor, OPA  
Bureau of Budget & Management Research, BBMR  
Guam State Clearing House (Federal Funded Program Only)  
Department of Administration



JAN 28 2011



**GUAM STATE  
CLEARINGHOUSE**

JAN 26 2011

Notice: Receipt of this document  
"DOES NOT" imply that  
all submission requirements  
have been met.



The Honorable  
**EDDIE BAZA CALVO**  
Governor


The Honorable  
**RAY TENORIO**  
Lt. Governor



<b>RECEIVED</b>	
OFFICE OF PUBLIC ACCOUNTANCY	
DATE: <u>1.24.11</u>	
TIME: <u>1:20</u>	
BY: <u>mmw</u>	

January 21, 2011

The Honorable Speaker Judith T. Won Pat  
I Mina' Trentai Unu Na Liheslaturan Guahan  
155 Hesler Place  
Hagatna, Guam 96910



Re: **FY2011 First Quarter Outstanding (Unpaid) claims –  
Prior Year Obligation**

Dear Madam Speaker Won Pat:

*Buenas yan Hafa Adai!*

Transmitted herewith is the Department of Public Works' Outstanding (Unpaid Claims) Prior Year Obligation for FY2011 First Quarter Reporting Requirements for the period ended October 1, 2010 to December 31, 2010. Please be advised that our Prior Year Obligation does not include Solid Waste Management Division, which will be provided by the Receivership Gershman, Britner & Bratton, Inc. (GBB) as appointed by the U.S. District Court of Guam. These Unpaid Prior Year Obligations aggregate to \$914,063 resulted from DPW's lack of funding. DPW has transmitted these listings to the Executive and Legislative Branches. However, these amounts remain unpaid due to GovGuam's overall budgetary shortfalls. DPW has also submitted a request to DOA and BBMR for a Merit Bonus in the amount of \$27,401 and the Special Achievement award in the amount of \$20,616 during FY2010 and remain unpaid.

The Financial Report can be reviewed on our website: [www.dpw.guam.gov](http://www.dpw.guam.gov).

Should you have any questions, please do not hesitate to contact Mrs. Arleen U. Pierce, Controller at 646-3154 or 646-3231.

Un Dangkulon na Si Yu'os Ma'ase!

Joanne M.S. Brown,  
Acting Director

Office of the Speaker  
Judith T. Won Pat, Ed. D.

Date: 1/26/2011  
Time: 12:52 PM  
Received by:

Attachments: A. FY2011 1<sup>st</sup> Quarter Prior Years' Obligation Report  
B. Unpaid Merit Bonus Request Report  
C. Unpaid Special Achievement Award Report

Cc: Office of the Public Auditor, OPA  
Bureau of Budget & Management Research, BBMR  
Guam State Clearing House (Federal Funded Program Only)  
Department of Administration

JAN 28 2011  
Bureau of Budget & Management Research



**OUTSTANDING PRIOR YEAR OBLIGATIONS**  
As of January 19, 2011

GENERAL/SPECIAL FUND SUMMARY					
	Priority 1	Priority 2	Priority 3		
Fund Source	Unpaid Labor	Judgements/Litigations/ Lawsuits	Others/Miscellaneous	Total	Remarks
Administration Division	20,809.44	0.00	7,631.60	28,441.04	
Transportation Maintenance	36,586.60	0.00	3,295.18	39,881.78	
Bus Operations	(46.85)	0.00	0.00	(46.85)	
<b>General Fund</b>	<b>57,349.19</b>	<b>0.00</b>	<b>10,926.78</b>	<b>68,275.97</b>	
Capital Improvement Projects	75,298.96	445,014.29	145,258.67	665,571.92	
Building Maintenance	1,312.64	0.00	(0.05)	1,312.59	
Highways Division	54,833.60	2,217.00	118,852.00	175,902.60	
<b>Guam Highway Fund</b>	<b>131,445.20</b>	<b>447,231.29</b>	<b>264,110.62</b>	<b>842,787.11</b>	
Solid Waste Management	0.00	2,967.18	0.00	2,999.93	
<b>Solid Waste Fund</b>	<b>0.00</b>	<b>2,967.18</b>	<b>0.00</b>	<b>2,999.93</b>	
<b>Grand Total:</b>	<b>188,794.39</b>	<b>450,198.47</b>	<b>275,037.40</b>	<b>914,063.01</b>	
<b>%</b>	<b>20.65442%</b>	<b>49.25245%</b>	<b>30.08954%</b>		

**GENERAL FUND**

Administration	Priority 1	Priority 2	Priority 3		
DOA Control Nos. DR-10-06-0003/4/5	Unpaid Labor	Judgements/Litigations/ Lawsuits	Others/Miscellaneous	Total	Remarks
<b>Batch 1</b>	<b>42,436.17</b>	<b>5,811.50</b>	<b>11,625.83</b>	<b>59,873.50</b>	Priority #3 Does not included Xerox-refer to Priority #2
Vendor wrote off balance owed to them			(2,875.00)	(2,875.00)	IT&E - \$1,150.00 & \$1,725.00 Schedule A
Vendor wrote off balance owed to them			(70.75)	(70.75)	PTI - \$3.44, \$54.60 & \$12.71 on Schedule A
Adjustment		(5,811.50)		(5,811.50)	Xerox - Original amount submitted on Batch 1.
Adjustment		6,213.27		6,213.27	Xerox- Revised amount per invoice #104245043
Additional Prior Year Obligation		337.79		337.79	Xerox-Copy Overages (Jul-Sept 2009) Invoice not rec'd til 1/2010
Check #04067228/02-08-10	(21,626.73)	0.00	0.00	(21,626.73)	(Paid) Jesus Duenas-Military Services
D101000-015/Check #0441695			(367.56)	(367.56)	Paid - National Office Supply
D101000-016/Check #0446386		(337.79)		(337.79)	Paid - Xerox Corp-Copy Overages (July-Sept 2009)
D101000-017/Check #0446386		(6,213.27)		(6,213.27)	Paid - Xerox Corp - September 2007
D101000-018/Check #0446724			(653.73)	(653.73)	Paid - I connect April thru Sept. 2006
D101000-019/Check #0446800			(27.19)	(27.19)	Paid - IT&E Corp June 2006
<b>Total Payments/Adjustments</b>	<b>(21,626.73)</b>	<b>(5,811.50)</b>	<b>(3,994.23)</b>	<b>(31,432.46)</b>	
<b>Total Prior Year Obligation</b>	<b>20,809.44</b>	<b>0.00</b>	<b>7,631.60</b>	<b>28,441.04</b>	

Transportation Maintenance	Priority 1	Priority 2	Priority 3		
DOA Control Nos. DR-10-06-0003/4/5	Unpaid Labor	Judgements/Litigations/ Lawsuits	Others/Miscellaneous	Total	Remarks
<b>Batch 1</b>	<b>40,043.08</b>	<b>0.00</b>	<b>1,802.00</b>	<b>41,845.08</b>	Batch 1
Additional Prior Year	0.00	0.00	1,493.18	1,493.18	Diamond Auto
Check #0406151 & #0406213/02-8-10	(3,456.48)	0.00	0.00	(3,456.48)	(Paid)-Vincent San Nicolas (IAC/Retirement)
<b>Total Payments/Adjustments</b>	<b>(3,456.48)</b>	<b>0.00</b>	<b>1,493.18</b>	<b>(1,963.30)</b>	
<b>Total Prior Year Obligation</b>	<b>36,586.60</b>	<b>0.00</b>	<b>3,295.18</b>	<b>39,881.78</b>	

# OUTSTANDING PRIOR YEAR OBLIGATIONS

As of January 19, 2011

GENERAL/SPECIAL FUND SUMMARY					
	Priority 1	Priority 2	Priority 3		
Fund Source	Unpaid Labor	Judgements/Litigations/ Lawsuits	Others/Miscellaneous	Total	Remarks
Administration Division	20,809.44	0.00	7,631.60	28,441.04	
Transportation Maintenance	36,586.60	0.00	3,295.18	39,881.78	
Bus Operations	(46.85)	0.00	0.00	(46.85)	
General Fund	57,349.19	0.00	10,926.78	68,275.97	
Capital Improvement Projects	75,298.96	445,014.29	145,258.67	665,571.92	
Building Maintenance	1,312.64	0.00	(0.05)	1,312.59	
Highways Division	54,833.60	2,217.00	118,852.00	175,902.60	
Guam Highway Fund	131,445.20	447,231.29	264,110.62	842,787.11	
Solid Waste Management	0.00	2,967.18	0.00	2,999.93	
Solid Waste Fund	0.00	2,967.18	0.00	2,999.93	
Grand Total:	188,794.39	450,198.47	275,037.40	914,063.01	

Bus Operations	Priority 1	Priority 2	Priority 3		
DOA Control Nos. DR-10-06-0003/4/5	Unpaid Labor	Judgements/Litigations/ Lawsuits	Others/Miscellaneous	Total	Remarks
Batch 1	5,878.51	0.00	0.00	5,878.51	Batch 1
DOA Control No. DR-10-06-0021	22,574.24	0.00	0.00	22,574.24	BUS OPERS-Peter J.M. Duenas-Adverse Action Appeal Case #09-AA11T
DOA Control No. DR-10-06-0021	1,386.71	0.00	0.00	1,386.71	BUS OPERS.-Jesse V. Cruz Adverse Action Appeal Case #09-AA01S
Additional Prior Year Obligation			13,356.00	13,356.00	Triple J Express Tire & Lube
Additional Prior Year Obligation			3,000.00	3,000.00	James C. Toves-CSC Stipulation of Settlement-Case No. 0605-AA17-Attorney's Fee.
Sub Total:	29,839.46	0.00	16,356.00	46,195.46	
Check #0422017/05-11-10			(13,356.00)	(13,356.00)	(Paid) Triple J Express Tire & Lube (5100X951022RS012)
Check #0529626/09-24-10	(22,721.77)	0.00	0.00	(22,721.77)	(Paid) Peter J.M. Duenas-Adverse Action Appeal Case #09-AA11T.
Check #0529507/09/24/10	(267.02)	0.00	0.00	(267.02)	(Paid) John M. Cruz-CSC Stipulation of Settlement-Case No. 0701-AA02.
Check #0529496/09/24/10	(1,438.09)	0.00	0.00	(1,438.09)	(Paid) Jesse V. Cruz-CSC Stipulation of Settlement Case No. 09-AA01S.
Check #0445425/09/10/10			(3,000.00)	(3,000.00)	(Paid) James C. Toves-CSC Stipulation of Settlement-Case No. 0605-AA17-Attorney's Fee.
Check #357352/02-15-08	(2,468.83)			(2,468.83)	(Paid) Alan Q. Rapolla-Prom. Comp./Promotion from Bus Driver to Bus Supervisor Eff: 03/22/07
Check #358162/02-22-08	(2,990.60)			(2,990.60)	(Paid) Daniel B. Quintanilla Jr. - Prom. Comp./Promotion from Bus Driver to Bus Supervisor Eff 03/22/08
Total Payments/Adjustments	(29,886.31)	0.00	(16,356.00)	(46,242.31)	
Total Prior Year Obligation	(46.85)	0.00	0.00	(46.85)	

TOTAL GF PRIOR YEAR OBLIGATION	57,349.19	0.00	10,926.78	68,275.97	
--------------------------------	-----------	------	-----------	-----------	--



# OUTSTANDING PRIOR YEAR OBLIGATIONS

As of January 19, 2011

GENERAL/SPECIAL FUND SUMMARY					
	Priority 1	Priority 2	Priority 3		
Fund Source	Unpaid Labor	Judgements/Litigations/ Lawsuits	Others/Miscellaneous	Total	Remarks
Administration Division	20,809.44	0.00	7,631.60	28,441.04	
Transportation Maintenance	36,586.60	0.00	3,295.18	39,881.78	
Bus Operations	(46.85)	0.00	0.00	(46.85)	
General Fund	57,349.19	0.00	10,926.78	68,275.97	
Capital Improvement Projects	75,298.96	445,014.29	145,258.67	665,571.92	
Building Maintenance	1,312.64	0.00	(0.05)	1,312.59	
Highways Division	54,833.60	2,217.00	118,852.00	175,902.60	
Guam Highway Fund	131,445.20	447,231.29	264,110.62	842,787.11	
Solid Waste Management	0.00	2,967.18	0.00	2,999.93	
Solid Waste Fund	0.00	2,967.18	0.00	2,999.93	
Grand Total:	188,794.39	450,198.47	275,037.40	914,063.01	

## GUAM HIGHWAY FUND

	Priority 1	Priority 2	Priority 3		
Capital Improvement Projects	Unpaid Labor	Judgements/Litigations/ Lawsuits	Others/Miscellaneous	Total	Remarks
DOA Control Nos. DR-10-06-0003/4/5					
Batch 1	87,582.80	264,072.78	576,787.78	928,443.36	
DOA Control No.: Received by DOA 03/23/10 (Batch 2)	0.00	0.00	328.56	328.56	CIP-Atkins Kroll Inc.
Sub Total:	87,582.80	264,072.78	577,116.34	928,771.92	
Payments/Adjustments Made					
Adjustments	(11,235.44)			(11,235.44)	Josephine Torres-Correction of amount due for Prom. Comp.
	11,133.21			11,133.21	Josephine Torres-Corrected amount due for Prom. Comp.
Adjustments	0.00	0.00	(288,000.00)	(288,000.00)	GWA/DPW CIP Project #37 FEMA-1446-DR-GU-(Grant was awarded to address funding).
Adjustments	(298.21)	0.00	0.00	(298.21)	Pablito Ligon's O.T. deleted from Prior Year Listing by Division
Adjustments	0.00	0.00	(144,511.00)	(144,511.00)	EMPSCO-Permanent Classrooms-Various Schools (Priority changed from 3 to 2)
Adjustments	0.00	144,511.00	0.00	144,511.00	EMPSCO-Permanent Classrooms-Various Schools (Priority changed from 3 to 2)
Additional Prior Year Obligation	0.00	104,254.10	0.00	104,254.10	CIP-Estanslao L.G. Waki vs. Govt. of Guam
Additional Prior Year Obligation	0.00	217.00	0.00	217.00	CIP-Copy Express-Outstanding Invoices
Additional Prior Year Obligation	0.00	296.80	0.00	296.80	CIP-Copy Express-Outstanding Invoices
Additional Prior Year Obligation	5,731.42			5,731.42	CIP-Danilo R. Galiza-Promised Comp. FY09
Additional Prior Year Obligation			116,219.47	116,219.47	CIP-GMP Guam Tumon Bay Infrast & Beautification
Add'l Prior Year as of 01/20/11			243,953.50	243,953.50	FEMA 1446 DR GU Project 12
Add'l Prior Year as of 01/20/11		3,500.00		3,500.00	EVM Construction
Payment	(7,879.50)			(7,879.50)	Guam Heritage Walking Trail
Payment	(2,494.19)			(2,494.19)	Josephine Torres-Labor cost 07/17/10 Run ID:160
Check #471404/10-23-09	(7,241.13)			(7,241.13)	Danilo R. Galiza-Labor Cost 07/17/10 Run ID 1160
Check #0451126/10-18-10		(58,700.00)		(58,700.00)	Danilo R. Galiza Promised Comp 09/14/08-09/30/08
Check #0450689/10-8-10			(296.80)	(296.80)	Xerox Corp. (D101010-017)-Charged under 5100A101000GA001 (Director's Office)
Check #0451126/10-18-10 \$958.43 & Check #0450715/10-08-10 \$8,345.24		(9,303.67)		(9,303.67)	Copy Express (D101010-019) AG File No. 10.0163
Check #0451126/10/18/10 \$1,916.86 & Check #0450715/10/08/10 \$1,916.86		(3,833.72)		(3,833.72)	Xerox Corp (D101010-016) Apr/May/Jun/Jun/May'08 invoices/principal balance buy out. Accounts 5100A101000GA001/5208A101010SE208
Check #0450685/10-08-10			(328.56)	(328.56)	Xerox Corp (D101010-005) July/Aug/Sept'08 & Sept'09. Accounts 5100A101000GA001/5208A101010SE208
Various Checks/JVs processed			(243,953.50)	(243,953.50)	Atkins Kroll (D101010-018) Invoice #523393
Check #0472733/01-13-11/\$115,040.78			(115,040.78)	(115,040.78)	FEMA 1446 DR GU Project 12 (Refer to 5100B101010MT950) Note: Funds were taken from Bus Opers (5100A101030SE016) to cover costs for this project.
Total Payments/Adjustments	(12,283.84)	180,941.51	(431,857.67)	(263,200.00)	NRCS-Nimitz Hill Estates Landslide Stabilization

**OUTSTANDING PRIOR YEAR OBLIGATIONS**  
As of January 19, 2011

GENERAL/SPECIAL FUND SUMMARY					
	Priority 1	Priority 2	Priority 3		
Fund Source	Unpaid Labor	Judgements/Litigations/ Lawsuits	Others/Miscellaneous	Total	Remarks
Administration Division	20,809.44	0.00	7,631.60	28,441.04	
Transportation Maintenance	36,586.60	0.00	3,295.18	39,881.78	
Bus Operations	(46.85)	0.00	0.00	(46.85)	
General Fund	57,349.19	0.00	10,926.78	68,275.97	
Capital Improvement Projects	75,298.96	445,014.29	145,258.67	665,571.92	
Building Maintenance	1,312.64	0.00	(0.05)	1,312.59	
Highways Division	54,833.60	2,217.00	118,852.00	175,902.60	
Guam Highway Fund	131,445.20	447,231.29	264,110.62	842,787.11	
Solid Waste Management	0.00	2,967.18	0.00	2,999.93	
Solid Waste Fund	0.00	2,967.18	0.00	2,999.93	
Grand Total:	188,794.39	450,198.47	275,037.40	914,063.01	
Total Prior Year Obligation	75,298.96	445,014.29	145,258.67	665,571.92	
DOA Control No. DR-10-06-0022 is for Josephine Torres & Jesse N. Duenas who are originally listed on Batch 1 but was resubmitted to DOA by GIP.					



# OUTSTANDING PRIOR YEAR OBLIGATIONS

As of January 19, 2011

GENERAL/SPECIAL FUND SUMMARY					
	Priority 1	Priority 2	Priority 3		
Fund Source	Unpaid Labor	Judgements/Litigations/ Lawsuits	Others/Miscellaneous	Total	Remarks
Administration Division	20,809.44	0.00	7,631.60	28,441.04	
Transportation Maintenance	36,586.60	0.00	3,295.18	39,881.78	
Bus Operations	(46.85)	0.00	0.00	(46.85)	
General Fund	57,349.19	0.00	10,926.78	68,275.97	
Capital Improvement Projects	75,298.96	445,014.29	145,258.67	665,571.92	
Building Maintenance	1,312.64	0.00	(0.05)	1,312.59	
Highways Division	54,833.60	2,217.00	118,852.00	175,902.60	
Guam Highway Fund	131,445.20	447,231.29	264,110.62	842,787.11	
Solid Waste Management	0.00	2,967.18	0.00	2,999.93	
Solid Waste Fund	0.00	2,967.18	0.00	2,999.93	
Grand Total:	188,794.39	450,198.47	275,037.40	914,063.01	

## GUAM HIGHWAY FUND

	Priority 1	Priority 2	Priority 3		
Building Maintenance	Unpaid Labor	Judgements/Litigations/ Lawsuits	Others/Miscellaneous	Total	Remarks
DOA Control Nos. DR-10-06-0003/4/5					
Batch 1	1,312.64	0.00	0.00	1,312.64	
DOA Control No.: Received by DOA 03/23/10 (Batch 2)	0.00	0.00	308.50	308.50	Bldg. Maint. - Ten-Tak Supply Company
Sub Total:	1,312.64	0.00	308.50	1,621.14	
Additional Prior Year	0.00	0.00	66.50	66.50	Tsang Brothers Corp-Invoice #126700
Check #0450712/10-08-10	0.00	0.00	(66.50)	(66.50)	Paid-Tsang Brothers Corp-Invoice #126700
Check #0451194/10-20-10	0.00	0.00	(308.55)	(308.55)	Paid-Ten Tak Supply Company
Total Payments/Adjustments	0.00	0.00	(308.55)	(308.55)	
Total Prior Year Obligation	1,312.64	0.00	(0.05)	1,312.59	

	Priority 1	Priority 2	Priority 3		
Highway Division	Unpaid Labor	Judgements/Litigations/ Lawsuits	Others/Miscellaneous	Total	Remarks
DOA Control Nos. DR-10-06-0003/4/5					
Batch 1	54,833.60	2,000.00	112,918.30	169,751.90	Batch 1
Payment			(1,566.30)	(1,566.30)	GTA-Damaged Cable line (E-mail from HMC clarifying that payment was made back in December 2008)
Additional Prior Year	0.00	0.00	7,500.00	7,500.00	Rainbow Paint Supply-Stripping Machine
Additional Prior Year Obligation	0.00	217.00	0.00	217.00	Hwy-Copy Express-Outstanding Invoices
Total Payments/Adjustments	0.00	217.00	5,933.70	6,150.70	
Total Prior Year Obligation	54,833.60	2,217.00	118,852.00	175,902.60	

Total GHF Prior Year Obligation	131,445.20	447,231.29	264,110.62	842,787.11	
---------------------------------	------------	------------	------------	------------	--

**OUTSTANDING PRIOR YEAR OBLIGATIONS**  
As of January 19, 2011

GENERAL/SPECIAL FUND SUMMARY					
	Priority 1	Priority 2	Priority 3		
Fund Source	Unpaid Labor	Judgements/Litigations/ Lawsuits	Others/Miscellaneous	Total	Remarks
Administration Division	20,809.44	0.00	7,631.60	28,441.04	
Transportation Maintenance	36,586.60	0.00	3,295.18	39,881.78	
Bus Operations	(46.85)	0.00	0.00	(46.85)	
General Fund	57,349.19	0.00	10,926.78	68,275.97	
Capital Improvement Projects	75,298.96	445,014.29	145,258.67	665,571.92	
Building Maintenance	1,312.64	0.00	(0.05)	1,312.59	
Highways Division	54,833.60	2,217.00	118,852.00	175,902.60	
Guam Highway Fund	131,445.20	447,231.29	264,110.62	842,787.11	
Solid Waste Management	0.00	2,967.18	0.00	2,999.93	
Solid Waste Fund	0.00	2,967.18	0.00	2,999.93	
Grand Total:	188,794.39	450,198.47	275,037.40	914,063.01	

**SOLID WASTE FUND**

	Priority 1	Priority 2	Priority 3		
ADDITIONAL PRIOR YEAR	Unpaid Labor	Judgements/Litigations/ Lawsuits	Others/Miscellaneous	Total	Remarks
Additional Prior Year	0.00	2,999.93	0.00	2,999.93	Solid Waste-Copy Express, Inc.
Keyed in AS400 but no check issued.		(32.75)			D101000-033 Partial Pymt for Copy Express Inc.
Total:	0.00	2,967.18	0.00	2,999.93	
Payments/Adjustments Made	0.00	0.00	0.00	0.00	
Total Payments/Adjustments	0.00	0.00	0.00	0.00	
Total Prior Year Obligation	0.00	2,967.18	0.00	2,999.93	
SW Outstanding Grand Total:	0.00	2,967.18	0.00	2,999.93	



*The Honorable*  
**Rafael P. Camacho**  
*Governor*

*The Honorable*  
**Michael W. Cruz, M.D.**  
*Deputy Governor*

10/27/09



**Lawrence P. Perez**  
Director  
**Andrew Leon Guerrero**  
Deputy Director

GOV GUAM - DEPT. OF ADMIN  
Division of Accounts

October 20, 2009

OCT 27 2009

WLR  
DFM OFFICE

Memorandum

OCT 27 2009

DIRECTOR'S OFFICE

**To:**  
Director, Department of Administration  
Director, Bureau of Budget and Management Research

**From:**  
*Lawrence P. Perez* 10/20/09  
Lawrence P. Perez, Director of Public Works

**SUBJECT:**  
FY2009 Unpaid Prior Year Obligations

**Hafa Adai!**

In accordance with PL30-55, Chapter XII, "all unpaid prior year obligations shall be paid from the un-appropriated General Fund revenues collected in excess of appropriations and reserved for deficit reduction." As a result, we are hereby transmitting the Department of Public Work's FY2009 unpaid prior year obligations. Due to DPW's insufficient budget ceiling and the lack of a supplemental funding for FY2009, we are unable to pay for these obligations, as our operational costs were kept at a bare minimum.

Currently, DPW's total unpaid obligation amounts to \$1.2 Million. These costs were incurred from the various DPW Divisions in order to meet DPW mandates. These unpaid amounts consist of \$232K in labor costs (promised compensation due to detailed appointments, overtime, settlement stipulation and annual leave lump sum). Whereas, the amount of \$1M are for liabilities due to various vendors from both the General Fund and the Guam Highway Fund. Examples of obligated costs include, supplies, contractual obligations including but not limited to construction or highway related projects, utilities, maintenance, repair and replacement of parts, tires, batteries and telephone costs.

We have provided the necessary schedules, documentations and a detailed cost breakdown for your review and action. In addition, we have categorized our unpaid labor obligations into three payment hierarchy levels. Level one relates to all labor related costs, level two relates to



judgment, litigations and lawsuits, and level three relates to all other liabilities. Below is a summary table of DPW's unpaid amounts.

### Summary of FY2009 DPW Unpaid Obligations

Fund	Level 1	Level 2	Level 3	Total
General Fund	\$ 88,358	\$ 5,811	\$ 13,428	\$ 107,597
Guam Highway Fund	<u>\$143,729</u>	<u>\$266,073</u>	<u>\$689,706</u>	<u>\$1,099,502</u>
TOTAL	<u>\$232,087</u>	<u>\$271,884</u>	<u>\$703,134</u>	<u>\$1,207,105</u>

Your greatest attention in the above request is greatly appreciated.

Should you have any questions, please do not hesitate to contact DPW's Controller, Ms. Arleen U. Pierce at 646-3232.

**Dangkulo na si Yu'us Maase.**

**Attachments:**

Summary of FY 2009 Unpaid Prior Year Obligations  
Supporting Invoices/Documentations for each FY2009 Unpaid Obligations

**Cc: Governor's Chief of Staff**



*The Honorable*  
**Felix P. Camacho**  
*Governor*

*The Honorable*  
**Michael W. Cruz, M.D.**  
*Lieutenant Governor*

**COPY**

**public works**  
DIPATANTOR CHIEGO PUPLEKO


Andrew S. Leon Guerrero  
Director

Jesse G. Garcia  
Deputy Director

September 29, 2010

**Memorandum**

**To:** Bertha M. Duenas,  
Director, Bureau of Budget & Management Research (BBMR)

**From:**   
Andrew S. Leon Guerrero, Director

**Subject:** Merit Bonus 4GCA §6203

**RECEIVED**  
4:42  
SEP 30 2010

**Bureau of Budget and  
Management Research**

***Buenas yan Hafa Adai!***

Department of Public Works is pleased to submit to you a listing of sixteen (16) DPW employees who have received an overall outstanding performance rating. As a result, I am requesting that these employees be rewarded a lump sum bonus of 3.5% of the employees-based salary in accordance 4GCA §6203 a Merit Bonus. This merit bonus in the aggregate amount of \$27,401, (includes \$27,134 for base pay with benefits in the amount of \$267). The funding sources to pay for this Merit Bonus will be from DPW's the Guam Highway Fund. Funding for this cash award program will be from DPW's Guam Highway Fund and certification of funds on each GG-1 will be contingent upon BBMR's review and approval.

You're approved in the above request is greatly appropriated. Should you have any questions, please feel free to contact me at 646-3154.

**Un Dangkulo na Si Yu'os Ma'ase!**

**Attachment**

- Listing of Employees
- GG-1's
- Budget Modification Request
- Establishment of Accounts



*The Honorable*  
**Felix P. Camacho**  
*Governor*

*The Honorable*  
**Michael W. Cruz, M.D.**  
*Lieutenant Governor*

COPY



**Andrew S. Leon Guerrero**  
Director

**Jesse G. Garcia**  
Deputy Director

September 30, 2010

**Memorandum**

**To:** Lourdes Perez  
Director, Department of Administration

**Bertha M. Duenas**  
Director, Bureau of Budget & Management Research

  
**Andrew S. Leon Guerrero, Director**

**Subject:** Special Achievement Awards Program

***Buenas yan Hafa Adai!***

The Department of Public Works is pleased to submit to you a listing of fourteen (14) DPW employees who have completed an extra ordinary project assignment. This project relates to DPW's Performance Based Budget (PBB) for FY2009 and FY2010 and is in accordance to the Special Achievement Awards Program. We are requesting for the 3.5% cash award be paid to these DPW employees in the aggregate amount of \$20,615.76 (including benefits). Funding for this cash award program will be from DPW's Guam Highway Fund and certification of funds on each GG-1 will be contingent upon BBMR's review and approval.

**Description of extraordinary accomplishment/performance:**

The PBB team at DPW developed a budget formulation model and methodology by extracting all employees performance standards and measures as it relates to DPW's mission, goals and objectives. These quantifiable measured outcomes were reconciled to the budgetary amounts allocated. These measures were identified for all multi-dimensional process workflow levels and compared to the results, strategy and the budgeted amounts as compared to two (2) fiscal years. The analysis was further evaluated as it relates to the various division and their respective fund types. In addition to the PBB deliverable, in-house trainings were conducted and a standard template was used with a written instructional handbook for all division to use and submit. As a result, DPW's budgetary presentation were reported and conducted in a unified manner making the budget document review process simple and organized and most importantly the amounts were consist with BBMR's approved budget ceiling levels.

**Reasons why accomplishment /performance can be described as extraordinary performance:**

DPW's PBB deliverables were provided to BBMR and the Legislature for their review comments. Currently we are awaiting for a gap analysis report so we can proceed to the next step of implementing for the next budget year. We have attached some of our deliverables as a sample to further support the completion of this extraordinary project within the required time line. A major reason for this outstanding achievement, provides DPW to a higher standard of budget formulation that was never done before in the history of GovGuam. Also, DPW was noted by the Matrix Group to be an outstanding achievement as they requested for this PBB documents to assist them in reviewing DPW's overall process workflow as well as our established in-house performance measures.

RECEIVED  
DEPT OF ADMIN

SEP 30 PM 4:50

DIRECTOR'S OFFICE



Your approval to this request is greatly appreciated by the DPW hard working PBB team. Should you have any questions, please feel free to contact me at 646-3131.

**Un Dangkulo na Si Yu'os Ma'ase!**

## Attachments

- Listing of Employees
- GG-1's
- PBB Sample Forms utilized
- Instructional Booklet and Training Materials
- PBB Transmittal Letter
- PBB Individual Employees Applications
- Budget Modification Request

Updated as of 9-29-10

**DEPARTMENT OF PUBLIC WORKS**  
**Listing of Outstanding Ratings**  
**Employees Performance Evaluation**

	A	B	C	D	E	F	H		I		J	L	M
	Division	Name	Position Title	Pay Grade / Step	Salary	Salary + 3.5%	Retirement (F*26.04%)	Retire (DDI) (\$16.66*26 PP)	Medicare (1.45%*F)	Sub-Total (G-K)	(J*3.5%)	GRAND TOTAL	Performance Evaluation Rating Period
1	ADMIN	Arleen U. Pierce	Controller	S-13	80,959.00	2,833.57	737.86		41.09	778.95	27.26	2,860.83	5-27-07 thru 5-26-09
2		Leopoldo C. Olnagan	Management Analyst IV	N-16	57,278.00	2,004.73	522.03		29.07	551.10	19.29	2,024.02	9-29-08 thru 9-29-10
3		Bernice T. Duenas	Program Coordinator II	L-11	41,172.00	1,441.02	375.24		20.89	396.14	13.86	1,454.88	9-14-07 thru 9-13-09
4	BM	Reginald B. Camacho	Refrig. Mech. Supervisor	L-14	45,648.00	1,597.68	416.04		23.17	439.20	15.37	1,613.05	10-1-08 thru 9-30-10
5		Mona M. Duenas	Administrative Officer	L-11	41,172.00	1,441.02	375.24	24.99	20.89	421.13	14.74	1,455.76	3-26-08 thru 3-26-10
6	BUS OPS	Franklin F. Taitano	SBO Superintendent	N-7	41,936.00	1,467.76	382.20		21.28	403.49	14.12	1,481.88	9-13-09 thru 9-12-10
7		George Aguon	School Bus Driver	F-18	34,834.00	1,219.19	317.48		17.68	335.16	11.73	1,230.92	2-13-08 thru 2-12-10
8		Jesse Mendiola	School Bus Driver	F-12	28,337.00	991.80	258.26	24.99	14.38	297.63	10.42	1,002.21	5-14-08 thru 5-13-10
9		Julie Manglona	Administrative Assistant	J-13	38,155.00	1,335.43	347.74		19.36	367.11	12.85	1,348.27	10-2-07 thru 10-1-09
10	CIP	Eleanor F. Borja	SWM Asst. Supt.	N-17	59,283.00	2,074.91	540.31	24.99	30.09	595.38	20.84	2,095.74	2-18-08 thru 2-19-10
11		Rogelio J. Capati, Jr.	Engineer II	M-13	47,695.00	1,669.33	434.69		24.21	458.90	16.06	1,685.39	9-30-08 thru 9-30-10
12		Maria G. Duarte	Management Analyst IV	N-8	43,490.00	1,522.15	396.37		22.07	418.44	14.65	1,536.80	8/22/2009 thru 8-20-10
13		Jesus Q. Ninete	Bldg. Insp. & Permits Admin.	O -23	79,318.79	2,776.16	722.91		40.25	763.17	26.71	2,802.87	10-08-07 thru 10-07-09
	HWYS	None											
14	HMC	George A. Bamba	Highway Maint. Supt.	O-8	47,336.00	1,656.76	431.42	24.99	24.02	480.43	16.82	1,673.58	11-9-08 thru 5-8-10
	TM	None											
15	OHS	*Therese C.D. Matanane	Program Coord III	M-7	38,716.00	1,355.06	352.86	24.99	19.65	397.50	13.91	1,368.97	2--24-08 thru 2-24-09
16		Cil Javier	Management Analyst IV	N-12	49,915.00	1,747.03	454.93	24.99	25.33	505.25	17.68	1,764.71	4-6-08 thru 4-5-10
					775,244.79	27,133.57	7,065.58	49.94	393.44	7,608.96	266.31	27,399.88	

\* Employee promoted to PC IV eff 6-8-09.

DEPARTMENT OF PUBLIC WORKS  
PERFORMANCE BASE BUDGETING  
EMPLOYEE PAYMENT CALCULATION

A	B	C	D	E	F	BENEFITS						
						G	H	I	J	K	M	
Division	Name	Position Title	Pay Grade / Step	Salary	Salary * 3.5%	Retirement (F*26.04%)	Retire (DDI) (\$16.66* 26PP)	Social Security	Medicare (1.45%*F)	Sub-Total (G-K)	(M*3.5%)	GRAND TOTAL
Administration	Arleen U. Pierce	Controller	S-13	80,959.00	2,833.57	737.86		0	41.09	778.95	27.26	2,860.83
	Marlene TA Tydingco	Mgmt. Analyst III	M-07	38,716.00	1,355.06	352.86		0	19.65	372.51	13.04	1,368.10
	Louisa F. Marquez	Personnel Officer	L-12	42,613.00	1,491.46	388.37	24.99	0	21.63	434.99	15.22	1,506.68
	Gil P. Duenas	Guard Supervisor	FL-02-14	33,391.00	1,168.69	304.33		0	16.95	321.27	11.24	1,179.93
	Josephine MP Cruz	Administrative Assistant	J-11	35,618.00	1,246.63	324.62	24.99	0	18.08	367.69	12.87	1,259.50
										0.00		
Building Maintenance	Mona M. Duenas	Administrative Officer	L-10	39,780.00	1,392.30	362.55	24.99	0	20.19	407.73	14.27	1,406.57
								0		0.00		
Bus Operations	Julie N. Manglona	Administrative Asst.	J-12	36,865.00	1,290.28	335.99		0	18.71	354.70	12.41	1,302.69
										0.00		
CIP	Eleanor F. Borja	SWM Asst. Supt.	N-16	57,278.00	2,004.73	522.03	24.99	0	29.07	576.09	20.16	2,024.89
								0		0.00		
Highways	Mario Garcia	Planner II	L-05	33,150.00	1,160.25	302.13	24.99	0	16.82	343.94	12.04	1,172.29
	Bertha R. Pereda	Administrative Officer	L-12	42,613.00	1,491.46	388.37			21.63	410.00	14.35	1,505.81
								0		0.00		
Highway Maintenance	Elizabeth E. Barcinas	Administrative Assistant	J-08	32,119.00	1,124.17	292.73	24.99	0	16.30	334.02	11.69	1,135.86
										0.00		
Transportation Maint.	Sandra Q. Perez	Administrative Assistant	J-14	39,491.00	1,382.19	359.92		0	20.04	379.96	13.30	1,395.48
	David P. Richards	Auto Mech Leader	J-05	28,678.00	1,003.73	261.37	24.99	0	14.55	300.92	10.53	1,014.26
										0.00		
Solid Waste Mgmt	Maria G. Duarte	Management Analyst IV	N-07	41,936.00	1,467.76	382.20		0	21.28	403.49	14.12	1,481.88
				583,207.00	20,412.25	5,315.35	174.93	0	295.98	5,786.26	202.52	20,614.76

\*Note: Salary Based on Ending FY 2009.





The Honorable  
**EDDIE BAZA CALVO**  
Governor

The Honorable  
**RAY TENORIO**  
Lt. Governor

Office of the Speaker  
Judith T. Won Pat, Ed. D.



Date: 1/28/2011  
Time: 12:00  
Received by: [Signature]



**JOANNE M.S. BROWN**  
Acting Director

January 21, 2011

The Honorable Speaker Judith T. Won Pat  
I Mina' Trentai Unu Na Liheslaturan Guahan  
155 Hesler Place  
Hagatna, Guam 96910



Re: FY2011 First Quarter – Project Accounting Status Report – PL 30-216

Dear Madam Speaker Won Pat:

*Buenas yan Háfa A'dai!*

Transmitted herewith is Department of Public Works' Project Accounting States Report per PL 30-216 for FY2011 First Quarter Reporting Requirement for the quarter ended December 31, 2010. PL 30-216 authorized \$1.8M to DPW for six (6) projects as it relates to Bus and Bus Shelters. These projects are listed as follows:

1. Tools and Equipment
2. Preventive Maintenance Services
3. Repair & Restoration of Inoperable School Buses
4. Rental of School Buses
5. Repair of Bus Sub- Stations
6. Construction of Wooden Bus Shelters

The Financial Report can be reviewed on our DPW website: [www.dpw.guam.gov](http://www.dpw.guam.gov)

Should you have any questions, please do not hesitate to contact Mrs. Arleen U. Pierce, Controller at 646-3154 or 646-3231.

*Un Dangkulo Na Si Yu'os Ma'ase!*

*[Signature]*  
**Joanne M.S. Brown**  
Acting Director

Attachment

Cc: Office of the Public Auditor, OPA  
Bureau of Budget & Management Research, BBMR  
Department of Administration

RECEIVED  
DEPT OF ADMIN

2011 JAN 28 PM 2:41

DIRECTOR'S OFFICE



PL30-216

# Department of Public Works FY 2011 PL30-216 \$1.8M - Budget to Actuals

## OVERALL SUMMARY

TM Division	Authorized Budget (1)	Actual Exp/Enc (2)	Funds Available (3)
Tools & Equipment	100,000.00	-	100,000.00
Preventive Maintenance	300,000.00	-	300,000.00
Repair & Restoration	1,200,000.00	50,000.00	1,150,000.00
<b>Total TM</b>	<b>\$ 1,600,000.00</b>	<b>\$ 50,000.00</b>	<b>\$ 1,550,000.00</b>
<b>Bus Ops</b>			
Rental of School Bus	100,000.00	28,963.00	71,037.00
Repair at 7 Bus stations	54,413.00	-	54,413.00
<b>Total BUS OPS</b>	<b>\$ 154,413.00</b>	<b>\$ 28,963.00</b>	<b>\$ 125,450.00</b>
<b>BM</b>			
Construction of wooden bus shelter	100,000.00	-	100,000.00
<b>Total BM</b>	<b>\$ 100,000.00</b>	<b>\$ -</b>	<b>\$ 100,000.00</b>
<b>Grand Total</b>	<b>\$ 1,854,413.00</b>	<b>\$ 78,963.00</b>	<b>\$ 1,775,450.00</b>

## FOOTNOTES:

- (1) Appropriation amounts per Public Law
- (2) Expenditures to be reclassified (refer to budget modifications & transactions)
- (3) Net amount available for use (results from Appropriation amount less expenditures/encumbrances)

**Department of Public Works**  
**FY 2011 PL30-216 \$1.8M - Budget to Actuals**  
**(Report as of Jan.13, 2011)**

TM

Account Name: Tools and Equipment  
Account No. 5224A111020EQ206

Object Class	Description	Authorized Budget (1)	Actual Exp/Enc (2)	Funds Available (3)
111	Salaries	-	-	0.00
112	Overtime	-	-	0.00
113	Benefits	-	-	0.00
230	Contractual	-	-	0.00
240	Supplies	-	-	0.00
250	Equipment	90,000.00	-	90,000.00
270	Worker's Comp	-	-	0.00
271	Drug Testing	-	-	0.00
361	Power	-	-	0.00
362	Water	-	-	0.00
363	Telephone	-	-	0.00
450	Capital Outlay	10,000.00	-	10,000.00
	<b>Total</b>	<b>100,000.00</b>	<b>-</b>	<b>100,000.00</b>

TM

Account Name: PREVENTIVE MAINTENANCE BUSES  
Account No. 5224A111020PM205

Object Class	Description	Authorized Budget (1)	Actual Exp/Enc (2)	Funds Available (3)
111	Salaries	-	-	0.00
112	Overtime	39,053.55	-	39,053.55
113	Benefits	10,724.10	-	10,724.10
230	Contractual	45,222.35	-	45,222.35
240	Supplies	205,000.00	-	205,000.00
250	Equipment	-	-	0.00
270	Worker's Comp	-	-	0.00
271	Drug Testing	-	-	0.00
361	Power	-	-	0.00
362	Water	-	-	0.00
363	Telephone	-	-	0.00
450	Capital Outlay	-	-	0.00
	<b>Total</b>	<b>300,000.00</b>	<b>-</b>	<b>300,000.00</b>

TM

Account Name: REPAIR & RESTORATION SCHOOL BUSES  
Account No. 5224A111020RR204

Object Class	Description	Authorized Budget (1)	Actual Exp/Enc (2)	Funds Available (3)
111	Salaries	-	-	0.00
112	Overtime	39,053.55	-	39,053.55
113	Benefits	10,724.10	-	10,724.10
230	Contractual	1,150,222.35	50,000.00	1,100,222.35
240	Supplies	-	-	0.00
250	Equipment	-	-	0.00
270	Worker's Comp	-	-	0.00
271	Drug Testing	-	-	0.00
361	Power	-	-	0.00
362	Water	-	-	0.00
363	Telephone	-	-	0.00
450	Capital Outlay	-	-	0.00
	<b>Total</b>	<b>1,200,000.00</b>	<b>50,000.00</b>	<b>1,150,000.00</b>

TO BE JVED TO

**Department of Public Works**  
**FY 2011 PL30-216 \$1.8M - Budget to Actuals**

BUS OPS

Account Name: RENTAL OF SCHOOL BUSES

Account No. 5224A111030RE202

Object Class	Description	Authorized Budget (1)	Actual Exp/Enc (2)	Funds Available (3)
111	Salaries	-	-	0.00
112	Overtime	-	-	0.00
113	Benefits	-	-	0.00
230	Contractual	100,000.00	28,963.00	71,037.00
240	Supplies	-	-	0.00
250	Equipment	-	-	0.00
270	Worker's Comp	-	-	0.00
271	Drug Testing	-	-	0.00
361	Power	-	-	0.00
362	Water	-	-	0.00
363	Telephone	-	-	0.00
450	Capital Outlay	-	-	0.00
<b>Total</b>		<b>100,000.00</b>	<b>28,963.00</b>	<b>71,037.00</b>

TO BE JVED TO

BUS OPS

Account Name: REPAIR AT 7 BUS SUBSTATIONS

Account No. 5224A111030ST203

Object Class	Description	Authorized Budget (1)	Actual Exp/Enc (2)	Funds Available (3)
111	Salaries	-	-	0.00
112	Overtime	-	-	0.00
113	Benefits	-	-	0.00
230	Contractual	-	-	0.00
240	Supplies	54,413.00	-	54,413.00
250	Equipment	-	-	0.00
270	Worker's Comp	-	-	0.00
271	Drug Testing	-	-	0.00
361	Power	-	-	0.00
362	Water	-	-	0.00
363	Telephone	-	-	0.00
450	Capital Outlay	-	-	0.00
<b>Total</b>		<b>54,413.00</b>	<b>-</b>	<b>54,413.00</b>



**Department of Public Works**  
**FY 2011 PL30-216 \$1.8M - Budget to Actuals**

BM

**Account Name: CONSTRUCTION WOODEN BUS SHELTERS**  
**Account No. 5224A111040SH204**

Object Class	Description	Authorized Budget (1)	Actual Exp/Enc (2)	Funds Available (3)
111	Salaries	-	-	0.00
112	Overtime	22,638.00	-	22,638.00
113	Benefits	5,193.00	-	5,193.00
230	Contractual	-	-	0.00
240	Supplies	72,169.00	-	72,169.00
250	Equipment	-	-	0.00
270	Worker's Comp	-	-	0.00
271	Drug Testing	-	-	0.00
361	Power	-	-	0.00
362	Water	-	-	0.00
363	Telephone	-	-	0.00
450	Capital Outlay	-	-	0.00
<b>Total</b>		<b>100,000.00</b>	<b>-</b>	<b>100,000.00</b>



The Honorable  
**EDDIE BAZA CALVO**  
Governor

The Honorable  
**RAY TENORIO**  
Lt. Governor

RECEIVED  
DEPT OF ADMIN

2011 JAN 28 PM 2:41

DIRECTOR'S OFFICE



**JOANNE M.S. BROWN**  
Acting Director

January 20, 2011

The Honorable Speaker Judith T. Won Pat  
I Mina' Trentai Unu Na Liheslaturan Guahan  
155 Hesler Place  
Hagatna, Guam 96910

Re: FY2011 First Quarter – Summary of Revenues Generated by DPW  
For the Period October 1, 2010 to December 31, 2010

Dear Madam Speaker Won Pat:

*Buenas yan Hafa Adai!*

Transmitted herewith is the Department of Public Works' Summary of Revenues Generated by DPW for FY2011 First Quarter Reporting Requirements for the quarter ended December 31, 2010. The Summary of Revenue can be reviewed on our DPW website: [www.dpw.guam.gov](http://www.dpw.guam.gov)

Please be advised that our Revenue Reports do not include fees generated from Solid Waste Management Division, which will be provided by the Receivership Gershman, Britner & Bratton, Inc. (GBB) as appointed by the U.S. District Court of Guam.

Should you have any questions, please do not hesitate to contact Mrs. Arleen U. Pierce, Controller at 646-3154 or 646-3231.

Un Dangkulon na Si Yu'os Ma'ase!

  
Joanne M.S. Brown, *Acting*  
Acting Director

  
Office of the Speaker  
Judith T. Won Pat, Ed. D.  
Date: 1-28-11  
Time: 12:50 PM  
Received by: 

Attachment: FY2010 Financial Report

Cc: Office of the Public Auditor, OPA  
Bureau of Budget & Management Research, BBMR  
Guam State Clearing House (Federal Funded Program Only)  
Department of Administration

<b>RECEIVED</b>		
OFFICE OF PUBLIC ACCOUNTABILITY		
DATE:	1-28-11	
TIME:	1:20	
BY:	Muv	

Department/Agency Head Certification  
as to the accuracy of information contained herein:

  
JOANNE M.S. BROWN, Acting  
Director

DEPARTMENT OF PUBLIC WORKS  
Summary of Revenues Generated by DPW  
(Excludes Solid Waste Management Division)  
Report as of December 2010  
For the Period October 1, 2010 to December 31, 2010

Division	Account No.	Account Name	Fund Deposit	FY 2011 As of 12/31/10	FY 2010 As of 09/30/10	FY 2009	FY 2008	FY 2007	FY 2006	FY 2005	Total
SWM	310056201	Refuse Collection	GF	0	0	0	0	0	0	0	0
CIP	310056202	Bldg. Re-inspection	GF	0	225,571	124,780	0	0	0	0	350,351
HWY	310056203	Towing Services	GF	0	0	0	0	0	0	0	0
HWY	310056204	Care & Protection of Highways	GF	2,475	15,275	20,100	11,865	8,060	15,725	12,269	85,769
BM	310056205	Janitorial Services	GF	0	0	0	0	0	0	0	0
HWY	310056206	Other - Public Works	GF	0	2,178	265	6,313	7,442	6,400	13,857	36,455
CIP	310056207	Plans & Specifications	GF	0	750	10,050	6,100	10,745	30,495	34,476	92,616
HWY	310061001	SW Scrap Metal Removal	GF	0	0	0	0	0	0	0	0
HWY	310061002	DPW - Charge for Services	GF	0	0	0	0	0	0	0	0
HWY	310061284	Highway Special Permit (\$25)	GF	0	0	0	0	0	0	0	0
CIP	323551201	Bldg. Insp. (Plan Checking Fee)	GF	96,688	213,669	523,313	601,680	646,188	520,097	437,085	3,038,720
CIP	332654101	Building Permit Fee	GPT	157,412	627,352	1,161,507	1,007,738	1,060,738	924,188	665,684	5,604,618
Hwy	326361208	Highway Special Use Permit \$50)	GF	0	0	0	250	100	0		350
CIP	323551201	Bldg. Insp. (Plan Checking Fee) (1)	DPW	96,688	162,201						258,889
Total:				\$353,263	\$1,246,995	\$1,840,015	\$1,633,945	\$1,733,273	\$1,496,905	\$1,163,371	\$9,467,767

(1) Note: Per P.L. 30-118 - Effective 04/01/10 the revenue for Bldg. Insp. Fee (Plan Checking) is now going to the DPW Bldg. & Design Fee Account for CIP Bldg. Permits & Inspection Section through Legislative appropriation.

<b>Legend:</b>			
GF	General Fund		
DPW	DPW Bldg. & Design Fee Account		
GPT	Guam Preservation Trust		



The Honorable  
**EDDIE BAZA CALVO**  
Governor

The Honorable  
**RAY TENORIO**  
Lt. Governor

RECEIVED  
DEPT. OF ADMIN.

MSD

JAN 28 PM 1:05



**JOANNE M.S. BROWN**  
Acting Director

DIRECTOR'S OFFICE

January 20, 2011

The Honorable Speaker Judith T. Won Pat  
I Mina' Trentai Unu Na Liheslaturan Guahan  
155 Hesler Place  
Hagatna, Guam 96910

Office of the Speaker  
Judith T. Won Pat, Ed. D.  
Date 1/20/11  
Time 1:13 PM  
Received by [Signature]

Re: FY2011 First Quarter – Project Accounting Status Report for  
the Capital Project Reports for the Limited Obligations  
Infrastructure Bond

Dear Madam Speaker Won Pat:


*Buenas yan Håfa A'dai!*

Transmitted herewith is the Department of Public Works' Capital Projects Report Limited Obligation Infrastructure Bond for FY2011 First Quarter Reporting Requirement for the quarter ended December 31, 2010. The Financial Report can be reviewed on our DPW website: [www.dpw.guam.gov](http://www.dpw.guam.gov)

Should you have any questions, please do not hesitate to contact Mrs. Arleen U. Pierce, Controller at 646-3154 or 646-3231.


*Un Dangkulo Na Si Yu'os Ma'ase!*

[Signature]  
**Joanne M.S. Brown**  
Acting Director




Attachment: FY2011 1<sup>st</sup> Quarter Financial Report

Cc: Office of the Public Auditor, OPA  
Bureau of Budget & Management Research, BBMR  
Guam State Clearing House (Federal Funded Program Only)  
Department of Administration





Department/Agency Head Certification  
as to the accuracy of information contained herein:

  
JOANNE M.S. BROWN, Acting  
Director

DEPARMENT OF PUBLIC WORKS - ADMINISTRATION DIVISION  
PROJECT ACCOUNTING STATUS REPORT - DETAIL

CAPITAL IMPROVEMENT PROJECTS

LIMITED INFRASTRUCTURE OBLIGATION BOND FUND																						
No. of Projects	PROJECT	ACCOUNT NO.	FY 2007 APPR.	FY 2007		FY 2007 BALANCE	FY 2008 APPR.	FY 2008		FY 2008 BALANCE	FY 2009 APPR.	FY 2009		FY 2009 BALANCE	FY 2010 APPR.	FY 2010		FY 2010 BALANCE	FY 2011 APPR.	FY 2011		FY 2011 BALANCE
				EXPS.	ENCS.			EXPS.	ENCS.			EXPS.	ENCS.			EXPS.	ENCS.			EXPS.	ENCS.	
1	Upgrade Tumon Area Infrastructure	5251D051015CI616	2,000,000	0	2,000,000	0	2,000,000	0	2,000,000	0	3,842,921	130,756	1,502,442	2,209,723	3,345,363	1,502,442	0	1,842,921	1,842,921	0	1,800,000	42,921
2	Sagan Bisita - Agat	5251D071010IB204	500,000	0	449,791	50,209	500,000	368,805	81,094	50,101	131,195	81,028	33,172	16,995	50,167	33,106	0	17,061	0	0	0	0
3	Design/Mgmt Fees-Const & Document	5251D981013CI611	12,154	12,023	0	132	0	0	0	0	0	0	0	0	0	0	0	0	0	0	0	0
4	Enhance Gov Flores/Matapang	5251D981015CI608	268,737	268,737	0	0	0	0	0	0	0	0	0	0	0	0	0	0	0	0	0	0
5	Landscape San Vitores to Beach	5251D981015CI609	38,130	38,130	0	0	0	0	0	0	0	0	0	0	0	0	0	0	0	0	0	0
6	Roadway Repairs-San Vitores Rd	5251D981069CI612	42,042	2,110	39,932	0	39,932	0	39,932	0	39,932	0	0	39,932	0	0	0	0	0	0	0	0
Total:			2,861,063	321,000	2,489,723	50,341	2,539,932	368,805	2,121,026	50,101	4,014,048	211,784	1,535,614	2,266,649	3,395,530	1,535,548	0	1,859,982	1,842,921	0	1,800,000	42,921

No. of Projects	PROJECT	ACCOUNT NO.	Total Budget	FY 2007 Exps.	FY 2008 Exps.	FY 2009 Exps.	FY 2010 Exps.	Total Cumulative Prior Year Exps.	Exps. Year End 09/30/11	Outstanding Encs.	Budget Adjustments	Continuing Appropriations
1	Upgrade Tumon Area Infrastructure	5251D051015CI616	3,842,921	0	0	130,756	1,502,442	1,633,198	0	1,800,000	(366,802)	42,921
2	Sagan Bisita - Agat	5251D071010IB204	500,000	0	368,805	81,028	33,106	482,939	0	0	(17,061)	0
3	Design/Mgmt Fees-Const & Document	5251D981013CI611	12,154	12,023	0	0	0	12,023	0	0	(132)	0
4	Enhance Gov Flores/Matapang	5251D981015CI608	268,737	268,737	0	0	0	268,737	0	0	0	0
5	Landscape San Vitores to Beach	5251D981015CI609	38,130	38,130	0	0	0	38,130	0	0	0	0
6	Roadway Repairs-San Vitores Rd	5251D981069CI612	42,042	2,110	0	0	0	2,110	0	0	(39,932)	0
TOTAL:			\$4,703,984	\$321,000	\$368,805	\$211,784	\$1,535,548	\$2,437,137		\$1,800,000	(\$423,926)	\$42,921



The Honorable  
EDDIE BAZA CALVO  
Governor

RECEIVED  
DEPT OF ADMINISTRATION  
JUDITH T. WON PAT, Ed. D.

The Honorable  
RAY TENORIO  
Lt. Governor

JAN 28 2011 2:12 PM  
Time


DIRECTOR'S OFFICE



JOANNE M.S. BROWN  
Acting Director

January 20, 2011

The Honorable Speaker Judith T. Won Pat  
I Mina' Trentai Unu Na Liheslaturan Guahan  
155 Hesler Place  
Hagatna, Guam 96910



Re: FY2011 First Quarter Project Accounts Status Report for the  
Capital Projects Limited Obligation Highway Bond Fund -  
Island wide Pothole Repair & Village Street Restoration  
Project - Expenditure Report for the period ended October 1,  
2010 to December 31, 2010

Dear Madam Speaker Won Pat:

*Buenas yan Håfa A'dai!*

Transmitted herewith is the Department of Public Work's Island wide Pothole and Village Street Restoration Project Cost Summary listing. Phase I of this project is to obligate the amount of \$24,042,000 from the Capital Projects Fund of the Limited Obligation Highway Bond Fund. The projected cost for the major project is: for pothole repairs with an amount not to exceed \$5.3 million and for road repair and restoration projects (for the remainder balance) and not to exceed \$18.6 million. Actual Cost to date as of December 31, 2010, aggregate to \$22.4 million, with Potholes amounting to \$3.7 million and the Village Street Restorations amounting to \$18.6 million respectively. Continuing appropriation Balances for the Pothole Project Accounts amount to \$1.5M. Subsequently due to the passage of Public Law 30-217, authorized the remaining unused balance of \$1M to be reprogrammed for road repairs in the village of Barrigada and the Gil/ Baza access road. Listed below is an Executive Summary of the actual costs to date for these respective projects.

**Pothole Repairs Primary Roads (Overall Summary of major Accounts / Projects):**

Project Names	Year to Date Expenditures / Actual Costs	Funds Available
Southern Region	\$ 785,156	\$625,039
Northern Region	<u>\$2,980,252</u>	<u>\$958,754</u>
Total Pothole Repairs	<u>\$3,765,408</u>	(1) <u>\$1,583,793</u>

(1) PL 30-217 Reprograms \$1,050,000 for road repair projects in Barrigada, \$250K and \$800K for the Gil/Baza access road.

**Island-wide Village Street Restoration Project (IVSRP) (Summary of major Accounts / Projects):**

<b>Project Names</b>	<b>Expenditures / Actual Costs</b>
Agana Heights	222,872
Agat	855,000
Asan - Maina	83,761
Barrigada	1,515,989
Dededo	1,373,466
Hagatna	2,075,748
Inarajan	1,753,605
Mangilao	1,049,392
Merizo	898,500
Mongmong - Toto - Maite	1,595,581
Ordot - Chalan Pago	1,897,500
Piti	377,783
Santa Rita	648,722
Sinajana	517,377
Talofofo	449,700
Tamuning - Tumon	1,298,470
Umatac	394,593
Yigo	1,251,509
Yona	<u>371,163</u>

<b>Total IVSRP Roads</b>	<b><u>\$18,630,731</u></b>
<b>GRAND TOTAL</b>	<b><u>\$22,396,139</u></b>

We have also enclosed the detailed accounting information for each road project for the various villages listed above.

The above projects related to the Potholes and Village Street Restoration Projects have been completed and vendors have been fully paid.

Should you have any questions related to the above, Please do not hesitate to contact me at 646-3131 or DPW's Controller, Ms. Arleen U. Pierce at 646-3154.

**Un Dangkulo na Si Yu'os Ma'ase!**

  
**Joanne M.S. Brown**  
**Acting Director**

**Attachments**

**Cc:** Bureau of Budget & Management Research  
 Department of Administration  
 Office of the Public Auditor



Department/Agency Head Certification  
as to the accuracy of information contained herein:  
  
JOANNE M.S. BROWN, Acting  
Director

DEPARTMENT OF PUBLIC WORKS - ADMINISTRATION DIVISION  
PROJECT ACCOUNTING STATUS REPORT - OVERALL SUMMARY  
ISLAND-WIDE POTHOLE AND VILLAGE STREET RESTORATION (DESIGN-BUILD)  
PROJECT NOS. PR5-001-TER/002-TER  
(L.O. HIGHWAY BOND 2001A-CPF)

ISLAND WIDE POTHOLE AND VILLAGE ROAD REPAIR SUMMARY BREAKDOWN

No. of Projects	NAME OF VILLAGE/STREET NAME	ACCOUNT NO.	FY 2006	FY 2006		FY 2006	FY 2007	FY 2007		FY 2007	FY 2008	FY 2008		FY 2008	FY 2009	FY 2009		FY 2009	FY 2010	FY 2010		FY 2010	FY 2011	FY 2011		FY 2011	
			APPR.	EXPS.	ENCS.	BALANCE	APPR.	EXPS.	ENCS.	BALANCE	APPR.	EXPS.	ENCS.	BALANCE	APPR.	EXPS.	ENCS.	BALANCE	APPR.	EXPS.	ENCS.	BALANCE	APPR.	EXPS.	ENCS.	BALANCE	
POTHOLE REPAIRS																											
18	PRIMARY ROADS-NORTHERN REGION	5224D061090IB0N*	3,605,291	0	3,605,291	0	3,605,291	2,708,044	823	896,424	897,247	0	823	896,424	897,247	272,208	0	625,039	625,039	0	0	625,039	625,039	0	0	625,039	
11	PRIMARY ROADS-SOUTHERN REGION	5224D061090IB0S*	1,743,910	0	1,743,910	0	1,743,910	759,787	0	984,123	962,523	0	0	962,523	984,123	25,369	0	958,754	958,754	0	0	958,754	958,754	0	0	958,754	
29	SUB TOTAL:		\$5,349,201	\$0	\$5,349,201	\$0	\$5,349,201	\$3,467,831	\$823	\$1,880,547	\$1,859,770	\$0	\$823	\$1,858,947	\$1,881,370	\$297,577	\$0	\$1,583,793	\$1,583,793	\$0	\$0	\$1,583,793	\$1,583,793	\$0	\$0	\$1,583,793	
VILLAGE ROAD REPAIRS																											
9	AGANA HEIGHTS	5224D061090IB2A*	232,500	0	232,500	0	232,500	188,760	43,740	0	34,112	34,112	0	0	0	0	0	0	0	0	0	0	0	0	0	0	
3	ASAN-MAINA	5224D061090IB2C*	119,400	15,958	103,442	0	103,442	67,804	35,639	0	926	0	0	926	0	0	0	0	0	0	0	0	0	0	0	0	
14	HAGATNA	5224D061090IB2G*	1,871,400	1,284,519	136,881	450,000	897,395	760,968	136,426	(0)	30,261	30,261	0	0	0	0	0	0	0	0	0	0	0	0	0	0	
3	MONGMONG-TOTO-MAITE	5224D061090IB2K*	1,640,100	1,520,393	119,707	(0)	119,707	75,185	44,522	0	3	3	0	0	0	0	0	0	0	0	0	0	0	0	0	0	
16	ORDOT-CHALAN PAGO	5224D061090IB2E*	1,897,500	249,083	1,648,437	0	1,648,437	1,359,743	288,694	0	288,694	288,694	0	0	0	0	0	0	0	0	0	0	0	0	0	0	
7	PITI	5224D061090IB2L*	368,700	86,431	282,269	0	282,269	281,135	1,134	0	10,217	10,217	0	0	0	0	0	0	0	0	0	0	0	0	0	0	
4	SINAJANA	5224D061090IB2N*	425,000	81,032	343,968	0	343,968	339,808	4,159	(0)	95,213	2,707	2	92,504	93,830	93,829	2	0	2	0	2	0	0	0	2	0	
14	BARRIGADA	5224D061090IB2D*	1,347,000	782,301	564,699	0	564,699	230,188	306,796	27,715	503,500	232,090	47,514	223,906	271,419	271,419	0	0	0	0	0	0	0	0	0	0	
8	DEDEDO	5224D061090IB2F*	1,675,000	1,146,918	228,082	300,000	528,082	226,548	60,386	241,148	58,852	0	0	58,852	58,852	0	58,852	0	58,852	0	58,852	0	58,852	0	58,852	0	
12	MANGILAO	5224D061090IB2I*	1,352,999	737,384	615,615	(0)	305,101	114,098	191,003	(0)	196,910	138,698	3,994	54,220	59,578	59,214	0	364	364	0	364	364	0	0	0	364	
11	TAMUNING-TUMON	5224D061090IB2P*	1,209,900	640,674	569,226	(0)	569,226	105,294	463,931	0	552,501	290,671	152,224	109,605	261,830	261,830	0	0	0	0	0	0	0	0	0	0	
7	YIGO	5224D061090IB2R*	1,162,900	1,162,854	46	0	46	0	46	0	88,655	88,655	0	0	0	0	0	0	0	0	0	0	0	0	0	0	
15	AGAT	5224D061090IB2B*	855,000	170,825	684,175	0	684,175	474,828	209,347	0	209,347	0	8,510	200,837	209,347	209,347	0	0	0	0	0	0	0	0	0	0	
4	INARAJAN	5224D061090IB2H*	1,643,400	1,437,013	206,387	0	206,387	143,387	63,000	0	173,205	173,205	0	0	0	0	0	0	0	0	0	0	0	0	0	0	
5	MERIZO	5224D061090IB2J*	895,800	185,894	709,906	0	709,906	709,906	0	0	2,700	2,700	0	0	0	0	0	0	0	0	0	0	0	0	0	0	
10	SANTA RITA	5224D061090IB2M*	613,000	126,903	486,097	0	486,097	486,097	0	0	37,086	0	29,638	7,448	35,722	35,722	0	0	0	0	0	0	0	0	0	0	
9	TALOFOFO	5224D061090IB2O*	566,700	190,651	259,049	117,000	376,049	259,049	0	117,000	0	0	0	0	0	0	0	0	0	0	0	0	0	0	0	0	
6	UMATAC	5224D061090IB2Q*	508,200	105,964	402,236	0	402,236	284,444	117,792	0	4,887	4,195	0	702	304	0	304	304	0	0	304	304	0	0	0	304	
4	YONA	5224D061090IB2S*	305,800	60,732	245,068	0	245,068	243,811	1,257	0	66,666	64,632	1,988	46	2,034	1,988	46	46	0	0	46	46	0	0	46	46	
161	SUB TOTAL:		\$18,690,299	\$9,985,508	\$7,637,791	\$867,000	\$8,704,791	\$6,351,055	\$1,967,872	\$385,864	\$2,353,735	\$1,360,820	\$243,870	\$749,045	\$992,916	\$933,349	\$58,853	\$714	\$59,567	\$0	\$58,853	\$714	\$59,567	\$0	\$58,852	\$716	
190	GRAND TOTAL		\$24,039,500	\$9,985,508	\$13,155,992	\$867,000	\$14,053,992	\$9,818,886	\$1,968,695	\$2,266,411	\$4,213,505	\$1,360,820	\$244,693	\$2,607,992	\$2,874,286	\$1,230,926	\$58,853	\$1,584,507	\$1,643,361	\$0	\$58,853	\$1,584,507	\$1,643,361	\$0	\$58,852	\$1,584,509	

No. of Projects	NAME OF VILLAGE/STREET NAME	ACCOUNT NO.	Total Budget	FY 2006 Exps	FY 2007 Exps	FY 2008 Exps	FY 2009 Exps	FY 2010 Exps	Total Cumulative Prior Year Exps.	Exps Year Ended 09/30/11	Outstanding Encls	Budget Adjustment	Continuing Appropriations
POTHOLE REPAIRS													
18	PRIMARY ROADS-NORTHERN REGION	5224D061090IB0N*	3,605,291	0	2,708,044	0	272,208	0	2,980,252	0	0	0	625,039
11	PRIMARY ROADS-SOUTHERN REGION	5224D061090IB0S*	1,743,910	0	759,787	0	25,369	0	785,156	0	0	0	958,754
29	SUB TOTAL:		\$5,349,201	\$0	\$3,467,831	\$0	\$297,577	\$0	\$3,765,408	\$0	\$0		\$1,583,793
VILLAGE ROAD REPAIRS													
9	AGANA HEIGHTS	5224D061090IB2A*	232,500	0	188,760	34,112	0	0	222,872	0	0	(9,628)	0
3	ASAN-MAINA	5224D061090IB2C*	119,400	15,958	67,804	0	0	0	83,781	0	0	(35,639)	0
14	HAGATNA	5224D061090IB2G*	1,871,400	1,284,519	760,968	30,261	0	0	2,075,748	0	0	204,348	0
3	MONGMONG-TOTO-MAITE	5224D061090IB2K*	1,640,100	1,520,393	75,185	3	0	0	1,595,581	0	0	(44,519)	0
16	ORDOT-CHALAN PAGO	5224D061090IB2E*	1,897,500	249,083	1,359,743	288,694	0	0	1,897,500	0	0	0	0
7	PITI	5224D061090IB2L*	368,700	86,431	281,135	10,217	0	0	377,783	0	0	9,093	0
4	SINAJANA	5224D061090IB2N*	425,000	81,032	339,808	2,707	93,829	0	517,377	0	0	92,378	2
14	BARRIGADA	5224D061090IB2D*	1,347,000	782,301	230,188	232,080	271,419	0	1,515,989	0	0	168,989	0
8	DEDEDO	5224D061090IB2F*	1,675,000	1,146,918	226,548	0	0	0	1,373,466	58,852	(242,693)	0	0
12	MANGILAO	5224D061090IB2I*	1,352,999	737,384	114,098	138,696	59,214	0	1,049,392	0	0	(303,243)	364
11	TAMUNING-TUMON	5224D061090IB2P*	1,209,900	640,674	105,294	290,671	261,830	0	1,298,470	0	0	88,570	0
7	YIGO	5224D061090IB2R*	1,162,900	1,162,854	0	88,655	0	0	1,251,509	0	0	88,609	0
15	AGAT	5224D061090IB2B*	855,000	170,825	474,828	0	209,347	0	855,000	0	0	0	(0)
4	INARAJAN	5224D061090IB2H*	1,643,400	1,437,013	143,387	173,205	0	0	1,753,605	0	0	110,205	0
5	MERIZO	5224D061090IB2J*	895,800	185,894	709,906	2,700	0	0	898,500	0	0	2,700	0
10	SANTA RITA	5224D061090IB2M*	613,000	126,903	486,097	0	35,722	0	648,722	0	0	35,722	0
9	TALOFOFO	5224D061090IB2O*	566,700	190,651	259,049	0	0	0	449,700	0	0	(117,000)	0
6	UMATAC	5224D061090IB2Q*	508,200	105,964	284,444	4,185	0	0	394,593	0	0	(113,303)	304
4	YONA	5224D061090IB2S*	305,800	60,732	243,811	64,632	1,988	0	371,163	0	0	65,409	46
161	SUB TOTAL:		\$18,690,299	\$9,985,508	\$6,351,055	\$1,360,820	\$933,349	\$0	\$18,630,732	\$0	\$58,852	0	716
190	GRAND TOTAL		\$24,039,500	\$9,985,508	\$9,818,886	\$1,360,820	\$1,230,926	\$0	\$22,396,139	\$0	\$58,852	\$0	\$1,584,509



DEPARTMENT OF PUBLIC WORKS - ADMINISTRATION DIVISION  
PROJECT ACCOUNTING STATUS REPORT - POTHOLE DETAIL  
ISLAND-WIDE POTHOLE RESTORATION (DESIGN-BUILD)  
PROJECT NOS. PR5-001-TER/002-TER  
(L.O. HIGHWAY BOND 2001A-CPP)

No. of Projects	NAME OF VILLAGE/ STREET NAME	ACCOUNT NO	FY 2006 APPR	FY 2006		FY 2006 BALANCE	FY 2007 APPR	FY 2007		FY 2007 BALANCE	FY 2008 APPR	FY 2008		FY 2008 BALANCE	FY 2009 APPR	FY 2009		FY 2009 BALANCE	FY 2010 APPR	FY 2010		FY 2010 BALANCE	FY 2011 APPR	FY 2011		FY 2011 BALANCE
				EXPS	ENCS			EXPS	ENCS			EXPS	ENCS			EXPS	ENCS			EXPS	ENCS			EXPS	ENCS	
	PRIMARY ROADS- NORTHERN REGION	5224D061090IB0N1																								
	Primary Roads Pothole Repairs: PHASE I / PR-5-001-TER																									
1	Route 3	5224D061090IB0N1	10,340	0	10,340	0	0	0	0	0	0	0	0	0	0	0	0	0	0	0	0	0	0	0	0	0
2	Route 3A	5224D061090IB0N2	448,756	0	448,756	0	13,905	0	0	13,905	13,905	0	0	13,905	13,905	0	0	13,905	13,905	0	0	13,905	13,905	0	0	13,905
3	Route 7 & 7A	5224D061090IB0N3	286,935	0	286,935	0	286,935	0	0	286,935	286,935	0	0	286,935	286,935	0	0	286,935	286,935	0	0	286,935	286,935	0	0	286,935
4	Route 8	5224D061090IB0N4	107,536	0	107,536	0	231,362	231,362	0	0	0	0	0	0	14,488	14,488	0	0	0	0	0	0	0	0	0	0
5	Route 10 & 10A	5224D061090IB0N5	462,715	0	462,715	0	462,715	42,394	0	420,321	420,321	0	0	420,321	172,949	30,012	0	142,936	142,936	0	0	142,936	142,936	0	0	142,936
6	Route 15	5224D061090IB0N6	1,047,959	0	1,047,959	0	2,215,507	2,214,684	823	(0)	823	0	823	0	101,462	101,462	0	0	0	0	0	0	0	0	0	0
7	Route 16	5224D061090IB0N7	63,074	0	63,074	0	63,074	0	0	63,074	63,074	0	0	63,074	63,074	0	0	63,074	63,074	0	0	63,074	63,074	0	0	63,074
8	Route 25	5224D061090IB0N8	33,605	0	33,605	0	33,605	0	0	33,605	33,605	0	0	33,605	33,605	0	0	33,605	33,605	0	0	33,605	33,605	0	0	33,605
9	Route 26	5224D061090IB0N9	78,584	0	78,584	0	78,584	0	0	78,584	78,584	0	0	78,584	78,584	0	0	78,584	78,584	0	0	78,584	78,584	0	0	78,584
10	Route 27 & 27A	5224D061090IB0N0	523,721	0	523,721	0	0	0	0	0	0	0	0	0	0	0	0	0	0	0	0	0	0	0	0	0
11	Route 28	5224D061090IB0NA	196,977	0	196,977	0	0	0	0	0	0	0	0	0	0	0	0	0	0	0	0	0	0	0	0	0
12	Route 29	5224D061090IB0NB	17,061	0	17,061	0	6,204	6,204	0	0	0	0	0	0	4,392	4,392	0	0	0	0	0	0	0	0	0	0
13	Route 30 & 30A	5224D061090IB0NC	26,367	0	26,367	0	0	0	0	0	0	0	0	0	0	0	0	0	0	0	0	0	0	0	0	0
14	Route 33	5224D061090IB0ND	68,761	0	68,761	0	0	0	0	0	0	0	0	0	0	0	0	0	0	0	0	0	0	0	0	0
	Road restoration (pothole repairs) beyond 3 ft. excavation	5224D061090IB0NE	19,500	0	19,500	0	0	0	0	0	0	0	0	0	0	0	0	0	0	0	0	0	0	0	0	0
15	Temporary Traffic Control	5224D061090IB0NF	207,400	0	207,400	0	207,400	207,400	0	0	0	0	0	0	207,400	0	0	207,400	207,400	0	0	207,400	207,400	0	0	207,400
17	"Pardon Our Progress" Signs	5224D061090IB0NG	6,000	0	6,000	0	6,000	6,000	0	0	0	0	0	0	6,000	0	0	6,000	6,000	0	0	6,000	6,000	0	0	6,000
18	Islandwide Pothole Repair Rt 1	5224D061090IB0NH					0	0	0	0	0	0	0	0	121,854	121,854	0	0	0	0	0	0	0	0	0	0
18	TOTAL - NORTHERN REGION		\$3,605,291	\$0	\$3,605,291	\$0	\$3,605,291	\$2,708,044	\$823	\$896,424	\$897,247	\$0	\$823	\$896,424	\$897,247	\$272,208	\$0	\$625,039	\$625,039	\$0	\$0	\$625,039	\$625,039	\$0	\$0	\$625,039

No. of Projects	NAME OF VILLAGE/STREET NAME	ACCOUNT NO	FY 2006 APPR	FY 2006		FY 2006 BALANCE	FY 2007 APPR	FY 2007		FY 2007 BALANCE	FY 2008 APPR	FY 2008		FY 2008 BALANCE	FY 2009 APPR	FY 2009		FY 2009 BALANCE	FY 2010 APPR	FY 2010		FY 2010 BALANCE	FY 2011 APPR	FY 2011		FY 2011 BALANCE
				EXPS	ENCS			EXPS	ENCS			EXPS	ENCS			EXPS	ENCS			EXPS	ENCS			EXPS	ENCS	
	PRIMARY RDS-SOUTHERN REGION	5224D061090IB0S1																								
	Primary Roads Pothole Repairs: PHASE I / PR-5-002-534																									
1	Route 2	5224D061090IB0S1	112,800	0	112,800	0	112,800	19,800	0	93,000	93,000	0	0	93,000	43,444	0	0	43,444	43,444	0	0	43,444	43,444	0	0	43,444
2	Route 5	5224D061090IB0S2	871,200	0	871,200	0	0	0	0	0	0	0	0	0	0	0	0	0	0	0	0	0	0	0	0	0
3	Route 11 & 11A	5224D061090IB0S3	91,200	0	91,200	0	91,200	17,400	0	73,800	73,800	0	0	73,800	65,400	0	0	65,400	65,400	0	0	65,400	65,400	0	0	65,400
4	Route 12	5224D061090IB0S4	325,200	0	325,200	0	325,200	26,400	0	298,800	298,800	0	0	298,800	88,491	0	0	88,491	88,491	0	0	88,491	88,491	0	0	88,491
5	Route 12A	5224D061090IB0S5	21,600	0	21,600	0	21,600	0	0	21,600	0	0	0	21,600	0	0	0	21,600	21,600	0	0	21,600	21,600	0	0	21,600
6	Route 17	5224D061090IB0S6	166,800	0	166,800	0	1,038,000	622,127	0	415,873	415,873	0	0	415,873	560,522	25,369	0	535,153	535,153	0	0	535,153	535,153	0	0	535,153
7	Route 19	5224D061090IB0S7	61,800	0	61,800	0	61,800	0	0	61,800	61,800	0	0	61,800	61,800	0	0	61,800	61,800	0	0	61,800	61,800	0	0	61,800
8	Road restoration (pothole repairs)	5224D061090IB0S8	19,250	0	19,250	0	19,250	0	0	19,250	19,250	0	0	19,250	19,250	0	0	19,250	19,250	0	0	19,250	19,250	0	0	19,250
9	Temporary Traffic Control	5224D061090IB0S9	65,660	0	65,660	0	65,660	65,660	0	0	0	0	0	0	65,660	0	0	65,660	65,660	0	0	65,660	65,660	0	0	65,660
10	"Pardon Our Progress" Sign	5224D061090IB0S0	8,400	0	8,400	0	8,400	8,400	0	0	0	0	0	0	8,400	0	0	8,400	8,400	0	0	8,400	8,400	0	0	8,400
11	Islandwide Pothole Repair Rt 1, So	5224D061090IB0SA													49,556	0	0	49,556	49,556	0	0	49,556	49,556	0	0	49,556
11	TOTAL - SOUTHERN REGION		\$1,743,910	\$0	\$1,743,910	\$0	\$1,743,910	\$759,787	\$0	\$984,123	\$962,523	\$0	\$0	\$962,523	\$984,123	\$25,369	\$0	\$958,754	\$958,754	\$0	\$0	\$958,754	\$958,754	\$0	\$0	\$958,754
	GRAND TOTAL: NORTHERN & SOUTHERN		\$5,349,201	\$0	\$5,349,201	\$0	\$5,349,201	\$3,467,831	\$823	\$1,880,547	\$1,859,770	\$0	\$823	\$1,858,947	\$1,881,370	\$297,577	\$0	\$1,583,793	\$1,583,793	\$0	\$0	\$1,583,793	\$1,583,793	\$0	\$0	\$1,583,793
	FHWA																									
	Pothole Repairs - Primary Roads	5224D061090IB3A1	1,692,278																							
	Route 25 (Alegeta Road) Reconstruction & Widening	5224D061090IB3A2	300,000																							
	Route 4 - Jeff Pirates Cove	5224D061090IB3A3	117,000																							
	Route 17 - Hagaina Projects	5224D061090IB3A4	450,000																							
	FHWA - TOTAL		\$2,559,278																							



DEPARTMENT OF PUBLIC WORKS - ADMINISTRATION DIVISION  
PROJECT ACCOUNTING STATUS REPORT - VILLAGE STREET DETAIL

ISLAND-WIDE VILLAGE STREET RESTORATION (DESIGN-BUILD)  
PROJECT NOS. PR5-001-TER/002-TER  
(L.O. HIGHWAY BOND 2001A-CPF)

No. of Projects	NAME OF VILLAGE/STREET NAME	ACCOUNT NO.	FY 2006 APPR.	FY 2006		FY 2006 BALANCE	FY 2007 APPR.	FY 2007		FY 2007 BALANCE	FY 2008 APPR.	FY 2008		FY 2008 BALANCE	FY 2009 APPR.	FY 2009		FY 2009 BALANCE	FY 2010 APPR.	FY 2010		FY 2010 BALANCE	FY 2011 APPR.	FY 2011		FY 2011 BALANCE
				EXPS.	ENCS.			EXPS.	ENCS.			EXPS.	ENCS.			EXPS.	ENCS.			EXPS.	ENCS.			EXPS.	ENCS.	
	<b>AGANA HEIGHTS</b>																									
1	Tutuian Drive	5224D061090IB2A1	60,000	0	60,000	0	60,000	60,000	0	0	0	0	0	0	0	0	0	0	0	0	0	0	0	0	0	0
2	Joseph Cruz Street	5224D061090IB2A2	71,400		71,400	0	71,400	71,400	0	0	0	0	0	0	0	0	0	0	0	0	0	0	0	0	0	0
3	Fonte Drive	5224D061090IB2A3	34,700		34,700	0	34,700	3,357	31,343	0	0	0	0	0	0	0	0	0	0	0	0	0	0	0	0	0
4	Vicente Salamon Drive	5224D061090IB2A4	26,900		26,900	0	26,900	26,900	0	0	0	0	0	0	0	0	0	0	0	0	0	0	0	0	0	0
5	Niyog Drive	5224D061090IB2A5	39,500		39,500	0	39,500	27,103	12,397	0	1,800	1,800	0	0	0	0	0	0	0	0	0	0	0	0	0	0
6	Patnetos Drive	5224D061090IB2A6				0	0	0	0	0	0	0	0	0	0	0	0	0	0	0	0	0	0	0	0	0
7	Francisco Javier Avenue	5224D061090IB2A7				0				0	32,312	32,312		0	0	0	0	0	0	0	0	0	0	0	0	0
8	Dadik Lane	5224D061090IB2A8				0				0				0				0				0				0
9	Chargualaf Drive	5224D061090IB2A9				0				0				0				0				0				0
9	<b>GRAND TOTAL</b>		<b>\$232,500</b>	<b>\$0</b>	<b>\$232,500</b>	<b>\$0</b>	<b>\$232,500</b>	<b>\$188,760</b>	<b>\$43,740</b>	<b>\$0</b>	<b>\$34,112</b>	<b>\$34,112</b>	<b>\$0</b>	<b>\$0</b>	<b>\$0</b>	<b>\$0</b>	<b>\$0</b>	<b>\$0</b>	<b>\$0</b>	<b>\$0</b>	<b>\$0</b>	<b>\$0</b>	<b>\$0</b>	<b>\$0</b>	<b>\$0</b>	<b>\$0</b>

No. of Projects	NAME OF VILLAGE/STREET NAME	ACCOUNT NO.	FY 2006 APPR.	FY 2006		FY 2006 BALANCE	FY 2007 APPR.	FY 2007		FY 2007 BALANCE	FY 2008 APPR.	FY 2008		FY 2008 BALANCE	FY 2009 APPR.	FY 2009		FY 2009 BALANCE	FY 2010 APPR.	FY 2010		FY 2010 BALANCE	FY 2011 APPR.	FY 2011		FY 2011 BALANCE
				EXPS.	ENCS.			EXPS.	ENCS.			EXPS.	ENCS.			EXPS.	ENCS.			EXPS.	ENCS.			EXPS.	ENCS.	
	<b>ASAN-MAINA</b>																									
1	Maria Candelaria Street	5224D061090IB2C1	74,600	10,502	64,098	0	64,098	64,098	0	0	0	0	0	0	0	0	0	0	0	0	0	0	0	0	0	0
2	Seneso Field Road	5224D061090IB2C2	44,800	5,456	39,344	0	39,344	3,706	35,639	0	926	0	0	926	0	0	0	0	0	0	0	0	0	0	0	0
3	Kalackac Road	5224D061090IB2C3				0				0				0				0				0				0
3	<b>GRAND TOTAL</b>		<b>\$119,400</b>	<b>\$15,958</b>	<b>\$103,442</b>	<b>\$0</b>	<b>\$103,442</b>	<b>\$67,804</b>	<b>\$35,639</b>	<b>\$0</b>	<b>\$926</b>	<b>\$0</b>	<b>\$0</b>	<b>\$926</b>	<b>\$0</b>	<b>\$0</b>	<b>\$0</b>	<b>\$0</b>	<b>\$0</b>	<b>\$0</b>	<b>\$0</b>	<b>\$0</b>	<b>\$0</b>	<b>\$0</b>	<b>\$0</b>	<b>\$0</b>

No. of Projects	NAME OF VILLAGE/STREET NAME	ACCOUNT NO.	FY 2006 APPR.	FY 2006		FY 2006 BALANCE	FY 2007 APPR.	FY 2007		FY 2007 BALANCE	FY 2008 APPR.	FY 2008		FY 2008 BALANCE	FY 2009 APPR.	FY 2009		FY 2009 BALANCE	FY 2010 APPR.	FY 2010		FY 2010 BALANCE	FY 2011 APPR.	FY 2011		FY 2011 BALANCE
				EXPS.	ENCS.			EXPS.	ENCS.			EXPS.	ENCS.			EXPS.	ENCS.			EXPS.	ENCS.			EXPS.	ENCS.	
	<b>HAGATNA</b>																									
1	Aspinall Avenue	5224D061090IB2G1	463,500	463,486	14	0	14	0	14	0	0	0	0	0	0	0	0	0	0	0	0	0	0	0	0	0
2	Chalan Santo Papa	5224D061090IB2G2	105,400	105,400	0	0	102,414	102,414	0	0	0	0	0	0	0	0	0	0	0	0	0	0	0	0	0	0
3	West Soledad Avenue	5224D061090IB2G3	80,800	80,800	0	0	136,400	28,739	107,661	0	30,168	30,168	0	0	0	0	0	0	0	0	0	0	0	0	0	0
4	Archbishop Flores Street	5224D061090IB2G4	177,700	177,700	0	0	0	0	0	0	0	0	0	0	0	0	0	0	0	0	0	0	0	0	0	0
5	Dulce Nombre De Maria Street	5224D061090IB2G5	73,900	73,900	0	0	4,386	0	4,386	0	93	93	0	0	0	0	0	0	0	0	0	0	0	0	0	0
6	Olai Street	5224D061090IB2G6	73,900	9,266	64,634	0	41,469	41,469	0	0	0	0	0	0	0	0	0	0	0	0	0	0	0	0	0	0
7	Bradley Place	5224D061090IB2G7	79,400	79,400	0	0	0	0	0	0	0	0	0	0	0	0	0	0	0	0	0	0	0	0	0	0
8	Santa Cruz Lane	5224D061090IB2G8	74,200	74,200	0	0	9,260	213	9,047	0	0	0	0	0	0	0	0	0	0	0	0	0	0	0	0	0
9	Herman Cortez Avenue	5224D061090IB2G9	81,500	9,266	72,234	0	43,120	43,120	0	0	0	0	0	0	0	0	0	0	0	0	0	0	0	0	0	0
10	Hessler Place	5224D061090IB2G0	77,700	77,700	0	0	19,694	19,694	0	0	0	0	0	0	0	0	0	0	0	0	0	0	0	0	0	0
11	Murray Boulevard	5224D061090IB2GA	66,700	66,700	0	0	14,178	325	13,852	0	0	0	0	0	0	0	0	0	0	0	0	0	0	0	0	0
12	Tenth Street	5224D061090IB2GB	66,700	66,700	0	0	0	0	0	0	0	0	0	0	0	0	0	0	0	0	0	0	0	0	0	0
13	East/West O'Brien Drive	5224D061090IB2GC	450,000	0	0	450,000	450,000	448,534	1,466	0	0	0	0	0	0	0	0	0	0	0	0	0	0	0	0	0
14	Seaton Boulevard	5224D061090IB2GM				0	76,461	76,461	0	0	0	0	0	0	0	0	0	0	0	0	0	0	0	0	0	0
14	<b>GRAND TOTAL</b>		<b>\$1,871,400</b>	<b>\$1,284,619</b>	<b>\$108,881</b>	<b>\$450,000</b>	<b>\$897,395</b>	<b>\$760,968</b>	<b>\$136,426</b>	<b>(\$0)</b>	<b>\$30,261</b>	<b>\$30,261</b>	<b>\$0</b>	<b>\$0</b>	<b>\$0</b>	<b>\$0</b>	<b>\$0</b>	<b>\$0</b>	<b>\$0</b>	<b>\$0</b>	<b>\$0</b>	<b>\$0</b>	<b>\$0</b>	<b>\$0</b>	<b>\$0</b>	<b>\$0</b>

No. of Projects	NAME OF VILLAGE/STREET NAME	ACCOUNT NO.	FY 2006 APPR.	FY 2006		FY 2006 BALANCE	FY 2007 APPR.	FY 2007		FY 2007 BALANCE	FY 2008 APPR.	FY 2008		FY 2008 BALANCE	FY 2009 APPR.	FY 2009		FY 2009 BALANCE	FY 2010 APPR.	FY 2010		FY 2010 BALANCE	FY 2011 APPR.	FY 2011		FY 2011 BALANCE
				EXPS.	ENCS.			EXPS.	ENCS.			EXPS.	ENCS.			EXPS.	ENCS.			EXPS.	ENCS.			EXPS.	ENCS.	
	<b>MONGMONG-TOTO-MAITE</b>																									
1	Clara Road	5224D061090IB2K1	1,450,000	1,407,884	42,116	0	42,116	42,116	0	0	0	0	0	0	0	0	0	0	0	0	0	0	0	0	0	0
2	Tuba Street	5224D061090IB2K2	91,600	36,533	55,067	0	55,067	32,844	22,223	0	3	3	0	0	0	0	0	0	0	0	0	0	0	0	0	0
3	Taluba Street	5224D061090IB2K3	98,500	75,976	22,524	0	22,524	225	22,299	0	0	0	0	0	0	0	0	0	0	0	0	0	0	0	0	0
3	<b>GRAND TOTAL</b>		<b>\$1,640,100</b>	<b>\$1,520,393</b>	<b>\$119,707</b>	<b>(\$0)</b>	<b>\$119,707</b>	<b>\$75,185</b>	<b>\$44,522</b>	<b>\$0</b>	<b>\$3</b>	<b>\$3</b>	<b>\$0</b>	<b>\$0</b>	<b>\$0</b>	<b>\$0</b>	<b>\$0</b>	<b>\$0</b>	<b>\$0</b>	<b>\$0</b>	<b>\$0</b>	<b>\$0</b>	<b>\$0</b>	<b>\$0</b>	<b>\$0</b>	<b>\$0</b>



DEPARTMENT OF PUBLIC WORKS - ADMINISTRATION DIVISION  
PROJECT ACCOUNTING STATUS REPORT - DETAIL

ISLAND-WIDE VILLAGE STREET RESTORATION (DESIGN-BUILD)  
PROJECT NOS. PR5-001-TER/002-TER  
(L.O. HIGHWAY BOND 2001A-CPFP)

No. of Projects	NAME OF VILLAGE/STREET NAME	ACCOUNT NO.	FY 2008 APPR.	FY 2006 EXPS.	FY 2006 ENCS	FY 2006 BALANCE	FY 2007 ARPR	FY 2007 EXPS	FY 2007 ENCS	FY 2007 BALANCE	FY 2008 APPR	FY 2008 EXPS	FY 2008 ENCS	FY 2008 BALANCE	FY 2009 APPR	FY 2009		FY 2009 BALANCE	FY 2010 APPR	FY 2010		FY 2010 BALANCE	FY 2011 ARPR	FY 2011		FY 2011 BALANCE
																EXPS	ENCS			EXPS	ENCS			EXPS	ENCS	
	ORDOT - CHALAN PAGO																									
1	Chalan Famha	5224D061090IB2E1	1,643,000	190,650	1,452,350	0	0	0	0	0	0	0	0	0	0	0	0	0	0	0	0	0	0	0	0	0
2	Oero Road	5224D061090IB2E2	179,600	41,233	138,367	0	138,367	138,367	0	0	0	0	0	0	0	0	0	0	0	0	0	0	0	0	0	0
3	Victorian Road	5224D061090IB2E3	74,900	17,179	57,721	0	57,721	57,721	0	0	0	0	0	0	0	0	0	0	0	0	0	0	0	0	0	0
4	Mike Laguna	5224D061090IB2E4				0	140,520	138,488	2,032	0	2,032	2,032	0	0	0	0	0	0	0	0	0	0	0	0	0	0
5	Chalan Naki	5224D061090IB2E5				0	169,230	169,230	0	0	0	0	0	0	0	0	0	0	0	0	0	0	0	0	0	0
6	Chalan Peskadot	5224D061090IB2E6				0	155,000	155,000	0	0	0	0	0	0	0	0	0	0	0	0	0	0	0	0	0	0
7	Chalan Okso	5224D061090IB2E7				0	168,000	163,399	4,601	0	4,601	4,601	0	0	0	0	0	0	0	0	0	0	0	0	0	0
8	Manibusan Road	5224D061090IB2E8				0	253,000	37,927	215,073	0	215,073	215,073	0	0	0	0	0	0	0	0	0	0	0	0	0	0
9	Tai Road	5224D061090IB2E9				0	253,000	253,000	0	0	0	0	0	0	0	0	0	0	0	0	0	0	0	0	0	0
10	Santa Cruz Drive	5224D061090IB2E0				0	57,000	55,037	1,963	0	1,963	1,963	0	0	0	0	0	0	0	0	0	0	0	0	0	0
11	Chalan Ping Pao	5224D061090IB2EA				0	50,500	2,934	47,566	0	47,566	47,566	0	0	0	0	0	0	0	0	0	0	0	0	0	0
12	Chalan Kalo Judge Sabian Street	5224D061090IB2EB				0	67,700	67,700	0	0	0	0	0	0	0	0	0	0	0	0	0	0	0	0	0	0
13	Daso Road Repair	5224D061090IB2EC				0	21,300	21,300	0	0	0	0	0	0	0	0	0	0	0	0	0	0	0	0	0	0
14	Chalan Campos	5224D061090IB2ED				0	18,800	1,341	17,459	0	17,459	17,459	0	0	0	0	0	0	0	0	0	0	0	0	0	0
15	Chalan Happy	5224D061090IB2EE				0	15,500	15,500	0	0	0	0	0	0	0	0	0	0	0	0	0	0	0	0	0	0
16	Gogue Drive	5224D061090IB2EF				0	82,800	82,800	0	0	0	0	0	0	0	0	0	0	0	0	0	0	0	0	0	0
16	GRAND TOTAL		\$1,897,500	\$249,063	\$1,648,437	\$0	\$1,848,437	\$1,359,743	\$288,694	\$0	\$288,694	\$288,694	\$0	\$0	\$0	\$0	\$0	\$0	\$0	\$0	\$0	\$0	\$0	\$0	\$0	\$0

No. of Projects	NAME OF VILLAGE/STREET NAME	ACCOUNT NO	FY 2006 APPR	FY 2006 EXPS	FY 2006 ENCS	FY 2006 BALANCE	FY 2007 APPR	FY 2007 EXPS	FY 2007 ENCS	FY 2007 BALANCE	FY 2008 APPR	FY 2008 EXPS	FY 2008 ENCS	FY 2008 BALANCE	FY 2009 APPR	FY 2009 EXPS	FY 2009 ENCS	FY 2009 BALANCE	FY 2010 APPR	FY 2010 EXPS	FY 2010 ENCS	FY 2010 BALANCE	FY 2011 APPR	FY 2011 EXPS	FY 2011 ENCS	FY 2011 BALANCE
	PITI																									
1	Oceanview Street	5224D061090IB2L1	55,800	11,989	43,811	0	43,811	43,811	0	0	0	0	0	0	0	0	0	0	0	0	0	0	0	0	0	
2	Chalan Soling	5224D061090IB2L2	35,900	7,609	28,291	0	28,291	27,157	1,134	0	1	1	0	0	0	0	0	0	0	0	0	0	0	0	0	
3	Chalan Sabana	5224D061090IB2L3	53,000	11,989	41,011	0	41,011	41,011	0	0	0	0	0	0	0	0	0	0	0	0	0	0	0	0	0	
4	Masso Court	5224D061090IB2L4	48,400	11,206	37,194	0	37,194	37,194	0	0	10,216	10,216	0	0	0	0	0	0	0	0	0	0	0	0	0	
5	Edward Lane	5224D061090IB2L5	54,700	12,706	41,994	0	41,994	41,994	0	0	0	0	0	0	0	0	0	0	0	0	0	0	0	0	0	
6	Jesus Alig Drive	5224D061090IB2L6	53,400	11,989	41,411	0	41,411	41,411	0	0	0	0	0	0	0	0	0	0	0	0	0	0	0	0	0	
7	Ocean Summit Drive	5224D061090IB2L7	67,500	18,942	48,558	0	48,558	48,558	0	0	0	0	0	0	0	0	0	0	0	0	0	0	0	0	0	
7	GRAND TOTAL		\$368,700	\$86,431	\$282,269	\$0	\$282,269	\$281,135	\$1,134	\$0	\$10,217	\$10,217	\$0	\$0	\$0	\$0	\$0	\$0	\$0	\$0	\$0	\$0	\$0	\$0	\$0	

No. of Projects	NAME OF VILLAGE/STREET NAME	ACCOUNT NO	FY 2008	FY 2006		FY 2006	FY 2007	FY 2007		FY 2007	FY 2008	FY 2008		FY 2008	FY 2009	FY 2009		FY 2009	FY 2010	FY 2010		FY 2010	FY 2011	FY 2011		FY 2011
			APPR.	EXPS	ENCS	BALANCE	APPR.	EXPS	ENCS	BALANCE	APPR.	EXPS	ENCS	BALANCE	APPR.	EXPS	ENCS	BALANCE	APPR.	EXPS	ENCS	BALANCE	APPR.	EXPS	ENCS	BALANCE
	SINAJANA																									
1	Afame Road	5224D061090IB2N1	202,800	36,834	165,966	0	165,966	165,966	0	0	450	450	0	0	0	0	0	0	0	0	0	0	0	0	0	
2	Daso Street	5224D061090IB2N2	110,800	22,099	88,701	0	88,701	87,313	1,387	0	1,800	1,798	2	(0)	2	0	2	0	2	0	2	0	2	0	2	
3	Spring Lane	5224D061090IB2N3	71,400	14,734	56,666	0	56,666	53,894	2,772	(0)	92,963	459	0	92,504	93,829	93,829	0	0	0	0	0	0	0	0	0	
4	Alvarez Street	5224D061090IB2N4	40,000	7,365	32,635	0	32,635	32,635	0	0	0	0	0	0	0	0	0	0	0	0	0	0	0	0	0	
4	GRAND TOTAL		\$425,000	\$81,032	\$343,968	\$0	\$343,968	\$339,808	\$4,159	(\$0)	\$95,213	\$2,707	\$2	\$92,504	\$93,830	\$93,829	\$2	\$0	\$2	\$0	\$2	\$0	\$2	\$0	\$2	

No. of Projects	NAME OF VILLAGE/STREET NAME	ACCOUNT NO	FY 2006 APPRL	FY 2006		FY 2006 BALANCE	FY 2007 APPRL	FY 2007		FY 2007 BALANCE	FY 2008 APPRL	FY 2008		FY 2008 BALANCE	FY 2009 APPRL	FY 2009		FY 2009 BALANCE	FY 2010 APPRL	FY 2010		FY 2010 BALANCE	FY 2011 APPRL	FY 2011		FY 2011 BALANCE
				EXPS	ENCS			EXPS	ENCS			EXPS	ENCS			EXPS	ENCS			EXPS	ENCS			EXPS	ENCS	
	BARRIGADA																									
1	Chalan Brandi	5224D061090IB2D1	138,500	74,491	64,009	0	64,009	0	64,009	0	4,463	4,463	0	0	0	0	0	0	0	0	0	0	0	0	0	
2	Aspenagao Street	5224D061090IB2D2	107,300	107,300	0	0	0	0	0	0	0	0	0	0	0	0	0	0	0	0	0	0	0	0	0	
3	Canada Toto Road	5224D061090IB2D3	79,100	19,445	59,655	0	59,655	0	59,655	0	0	0	0	0	0	0	0	0	0	0	0	0	0	0	0	
4	Leyang Road	5224D061090IB2D4	465,500	292,629	172,871	0	172,871	172,871	0	0	3,600	3,600	0	0	0	0	0	0	0	0	0	0	0	0	0	
5	Anderson Street	5224D061090IB2D5	107,300	23,287	84,013	0	84,013	0	84,013	0	91,282	84,013	0	7,269	7,269	7,269	0	0	0	0	0	0	0	0	0	
6	Leon Guerrero Street	5224D061090IB2D6	69,800	20,654	49,146	0	49,146	21,430	0	27,715	0	0	0	0	0	0	0	0	0	0	0	0	0	0	0	
7	Kaila Street	5224D061090IB2D7	69,200	21,686	47,514	0	47,514	0	47,514	0	151,486	0	47,514	103,973	151,486	151,486	0	0	0	0	0	0	0	0	0	
8	San Antonio Street	5224D061090IB2D8	208,000	199,521	8,479	0	8,479	8,479	0	0	900	900	0	0	0	0	0	0	0	0	0	0	0	0	0	
9	Manibusan Street	5224D061090IB2D9	102,300	23,287	79,013	0	79,013	27,408	51,605	0	450	450	0	0	0	0	0	0	0	0	0	0	0	0	0	
10	Joleen L. G. Street	5224D061090IB2DA				0				0	78,247	41,116	0	37,131	37,131	37,131	0	0	0	0	0	0	0	0	0	
11	Lizama Street	5224D061090IB2DD				0				0	27,885	0	0	27,885	27,885	27,885	0	0	0	0	0	0	0	0	0	
12	Jackson Road	5224D061090IB2DE				0				0	40,958	40,958	0	0	0	0	0	0	0	0	0	0	0	0	0	
13	Tolson Way	5224D061090IB2DF				0				0	56,580	56,580	0	0	0	0	0	0	0	0	0	0	0	0	0	
14	Lalo Street	5224D061090IB2DH				0				0	47,648	0	0	47,648	47,648	47,648	0	0	0	0	0	0	0	0	0	
14	GRAND TOTAL		\$1,347,000	\$782,301	\$564,699	\$0	\$564,699	\$230,188	\$306,796	\$27,715	\$503,500	\$232,080	\$47,514	\$223,906	\$271,419	\$271,419	\$0	\$0	\$0	\$0	\$0	\$0	\$0	\$0	\$0	



DEPARTMENT OF PUBLIC WORKS - ADMINISTRATION DIVISION  
PROJECT ACCOUNTING STATUS REPORT - DETAIL

ISLAND-WIDE VILLAGE STREET RESTORATION (DESIGN-BUILD)  
PROJECT NOS. PR5-001-TER/002-TER  
(L.O. HIGHWAY BOND 2001A-CPF)

No. of Projects	NAME OF VILLAGE/STREET NAME	ACCOUNT NO.	FY 2006	FY 2006		FY 2006	FY 2007	FY 2007		FY 2007	FY 2008	FY 2008		FY 2008	FY 2009	FY 2009		FY 2009	FY 2010	FY 2010		FY 2010	FY 2011	FY 2011		FY 2011
			APPR.	EXPS.	ENCS.	BALANCE	APPR.	EXPS.	ENCS.	BALANCE	APPR.	EXPS.	ENCS.	BALANCE	APPR.	EXPS.	ENCS.	BALANCE	APPR.	EXPS.	ENCS.	BALANCE	APPR.	EXPS.	ENCS.	BALANCE
	DEDED0																									
1	Castro Street	5224D061090IB2F1	90,000	90,000	0	0	20,840	558	20,282	0	0	0	0	0	0	0	0	0	0	0	0	0	0	0	0	
2	Machananao Area	5224D061090IB2F2	570,000	345,965	224,035	0	0	0	0	0	0	0	0	0	0	0	0	0	0	0	0	0	0	0	0	
3	South Caldiola Street	5224D061090IB2F3	180,000	176,061	3,939	0	3,939	0	3,939	0	0	0	0	0	0	0	0	0	0	0	0	0	0	0	0	
4	Swamp Road	5224D061090IB2F4	239,000	238,958	42	(0)	23,119	143	22,976	0	0	0	0	0	0	0	0	0	0	0	0	0	0	0	0	
5	East/West Ligan Avenue	5224D061090IB2F5	118,000	117,969	31	(0)	132,694	120,721	11,973	0	0	0	0	0	0	0	0	0	0	0	0	0	0	0	0	
6	Never Mind Road	5224D061090IB2F6	178,000	177,964	36	0	36	0	36	0	0	0	0	0	0	0	0	0	0	0	0	0	0	0	0	
7	Alegeta Street	5224D061090IB2F7	300,000	0	0	300,000	241,148	0	0	241,148	58,852	0	0	58,852	58,852	0	58,852	0	58,852	0	58,852	0	58,852	0	58,852	
8	West Nandez Avenue	5224D061090IB2F8	0	106,306	105,126	0	1,180	0	1,180	0	0	0	0	0	0	0	0	0	0	0	0	0	0	0	0	
8	GRAND TOTAL		\$1,675,000	\$1,146,918	\$228,082	\$300,000	\$528,082	\$226,548	\$60,386	\$241,148	\$58,852	\$0	\$0	\$58,852	\$58,852	\$0	\$58,852	\$0	\$58,852	\$0	\$58,852	\$0	\$58,852	\$0	\$58,852	

No. of Projects	NAME OF VILLAGE/STREET NAME	ACCOUNT NO	FY 2006	FY 2006		FY 2006	FY 2007	FY 2007		FY 2007	FY 2008	FY 2008		FY 2008	FY 2009	FY 2009		FY 2009	FY 2010	FY 2010		FY 2010	FY 2011	FY 2011		FY 2011
			APPR	EXPS.	ENCS	BALANCE	APPR	EXPS	ENCS	BALANCE	APPR	EXPS	ENCS	BALANCE	APPR	EXPS	ENCS	BALANCE	APPR	EXPS	ENCS	BALANCE	APPR	EXPS	ENCS	BALANCE
	MANGILAO																									
1	Farfan Street	5224D061090IB2I1	98,400	32,270	66,130	0	156,603	66,130	90,473	0	1,808	1,808	0	0	0	0	0	0	0	0	0	0	0	0	0	
2	Koko Lane	5224D061090IB2I2	27,000	22,869	4,131	0	4,131	0	4,131	0	0	0	0	0	0	0	0	0	0	0	0	0	0	0	0	
3	Sengsong Street	5224D061090IB2I3	130,999	130,325	674	(0)	674	0	674	0	0	0	0	0	0	0	0	0	0	0	0	0	0	0	0	
4	Spanish Road	5224D061090IB2I4	65,600	64,544	1,056	(0)	63,355	1,056	62,298	0	2	2	0	0	0	0	0	0	0	0	0	0	0	0	0	
5	Santos Road	5224D061090IB2I5	375,100	288,446	86,654	0	1	0	1	(0)	1	1	0	0	0	0	0	0	0	0	0	0	0	0	0	
6	Sabana Maagas	5224D061090IB2I6	582,300	169,648	412,652	0	46,238	46,237	1	(0)	1	1	0	0	0	0	0	0	0	0	0	0	0	0	0	
7	Lemon Lane	5224D061090IB2I7	36,800	3,375	33,425	0	33,425	0	33,425	0	0	0	0	0	0	0	0	0	0	0	0	0	0	0	0	
8	Suni Lane	5224D061090IB2I8	36,800	25,907	10,893	0	675	675	0	0	0	0	0	0	0	0	0	0	0	0	0	0	0	0	0	
9	Kinney's Drive/Arriola Court	5224D061090IB2I8				0				0	128,557	97,534	1,318	29,705	32,047	31,683	0	364	364	0	0	364	364	0	364	
10	Baza Lane	5224D061090IB2IC				0				0	1,200	960	240	0	286	286	0	0	0	0	0	0	0	0	0	
11	Apiag Road	5224D061090IB2ID				0				0	40,826	38,391	2,435	0	2,731	2,731	0	0	0	0	0	0	0	0	0	
12	Chafan Avilla	5224D061090IB2IE				0				0	24,515	0	0	24,515	24,515	24,515	0	0	0	0	0	0	0	0	0	
12	GRAND TOTAL		\$1,362,999	\$737,384	\$615,615	(50)	\$305,101	\$114,098	\$191,003	(50)	\$196,910	\$138,696	\$3,994	\$54,220	\$59,578	\$59,214	\$0	\$364	\$364	\$0	\$0	\$364	\$364	\$0	\$364	

No. of Projects	NAME OF VILLAGE/STREET NAME	ACCOUNT NO	FY 2006	FY 2006		FY 2006	FY 2007	FY 2007		FY 2007	FY 2008	FY 2008		FY 2008	FY 2009	FY 2009		FY 2009	FY 2010	FY 2010		FY 2010	FY 2011	FY 2011		FY 2011
			APPR	EXPS	ENCS	BALANCE	APPR	EXPS	ENCS	BALANCE	APPR	EXPS	ENCS	BALANCE	APPR	EXPS	ENCS	BALANCE	APPR	EXPS	ENCS	BALANCE	APPR	EXPS	ENCS	BALANCE
	TAMUNING-TUMON																									
1	Authurium Lane	5224D061090IB2P1	103,000	9,623	93,377	0	93,377	0	93,377	0	93,377	93,377	0	0	0	0	0	0	0	0	0	0	0	0	0	
2	Tun Pedro Cruz Street	5224D061090IB2P2	134,700	12,830	121,870	0	121,870	0	121,870	0	105,298	105,298	0	0	0	0	0	0	0	0	0	0	0	0	0	
3	Milendes Court/Saint John Street	5224D061090IB2P3	405,800	114,727	291,073	0	291,073	52,648	238,425	0	1,795	1,795	0	0	0	0	0	0	0	0	0	0	0	0	0	
4	Taitano Road	5224D061090IB2P4	200,300	147,654	52,646	0	52,646	52,646	0	0	0	0	0	0	0	0	0	0	0	0	0	0	0	0	0	
5	Harmon Industrial Park	5224D061090IB2P5	366,100	355,840	10,260	(0)	10,260	0	10,260	0	2,699	2,699	0	0	0	0	0	0	0	0	0	0	0	0	0	
6	Happy Landing Road	5224D061090IB2P6				0				0	125,510	0	125,510	0	125,510	125,510	0	0	0	0	0	0	0	0	0	
7	Carlos Heights Road	5224D061090IB2P7				0				0	55,497	0	55,497	55,498	55,498	55,498	0	0	0	0	0	0	0	0	0	
8	Jalaguac Road	5224D061090IB2P9				0				0	88,816	62,102	26,714	0	26,714	26,714	0	0	0	0	0	0	0	0	0	
9	Tan Conchita Lane	5224D061090IB2PA				0				0	32,760	0	0	32,760	32,760	32,760	0	0	0	0	0	0	0	0	0	
10	Road to Black Construction Co	5224D061090IB2PB				0				0	25,400	25,400	0	0	0	0	0	0	0	0	0	0	0	0	0	
11	Tan Rosa Road	5224D061090IB2PO				0				0	21,348	0	0	21,348	21,348	21,348	0	0	0	0	0	0	0	0	0	
11	GRAND TOTAL		\$1,209,900	\$640,674	\$569,226	(50)	\$569,226	\$105,294	\$463,931	\$0	\$552,501	\$290,671	\$152,224	\$109,605	\$261,830	\$261,830	\$0	\$0	\$0	\$0	\$0	\$0	\$0	\$0	\$0	

No. of Projects	NAME OF VILLAGE/STREET NAME	ACCOUNT NO	FY 2006	FY 2006		FY 2006	FY 2007	FY 2007		FY 2007	FY 2008	FY 2008		FY 2008	FY 2009	FY 2009		FY 2009	FY 2010	FY 2010		FY 2010	FY 2011	FY 2011		FY 2011
			APPR.	EXPS.	ENCS.	BALANCE	APPR.	EXPS.	ENCS.	BALANCE	APPR.	EXPS.	ENCS.	BALANCE	APPR.	EXPS.	ENCS.	BALANCE	APPR.	EXPS.	ENCS.	BALANCE	APPR.	EXPS.	ENCS.	BALANCE
	YIGO																									
1	West Gayniero Road	5224D061090IB2R1	20,000	20,000	0	0	0	0	0	0	0	0	0	0	0	0	0	0	0	0	0	0	0	0	0	
2	Lamenta Subdivision Road	5224D061090IB2R2	60,000	60,000	0	0	0	0	0	0	0	0	0	0	0	0	0	0	0	0	0	0	0	0	0	
3	Laguna Plains Subdivision	5224D061090IB2R3	210,000	210,000	0	0	0	0	0	0	0	0	0	0	0	0	0	0	0	0	0	0	0	0	0	
4	La Chance Area	5224D061090IB2R4	149,800	149,772	28	0	28	0	28	28	0	0	0	0	0	0	0	0	0	0	0	0	0	0	0	
5	i Sengsong Mayot	5224D061090IB2R5	149,800	149,792	8	(0)	8	0	8	0	8	8	0	0	0	0	0	0	0	0	0	0	0	0	0	
6	Mataguac Area	5224D061090IB2R6	509,800	509,790	10	0	10	0	10	0	10	10	0	0	0	0	0	0	0	0	0	0	0	0	0	
7	J. Jacinto/Wusstig Road	5224D061090IB2R7	63,500	63,500	0	0	0	0	0	0	88,609	88,609	0	0	0	0	0	0	0	0	0	0	0	0	0	
7	GRAND TOTAL		\$1,162,900	\$1,162,854	\$46	\$0	\$46	\$0	\$46	\$0	\$88,655	\$88,655	\$0	\$0	\$0	\$0	\$0	\$0	\$0	\$0	\$0	\$0	\$0	\$0	\$0	



DEPARTMENT OF PUBLIC WORKS - ADMINISTRATION DIVISION  
PROJECT ACCOUNTING STATUS REPORT - DETAIL

ISLAND-WIDE VILLAGE STREET RESTORATION (DESIGN-BUILD)  
PROJECT NOS. PR5-001-TER/002-TER  
(L.O. HIGHWAY BOND 2001A-CPF)

No. of Projects	NAME OF VILLAGE/STREET NAME	ACCOUNT NO	FY 2006 APPR	FY 2006		FY 2006 BALANCE	FY 2007 APPR	FY 2007		FY 2007 BALANCE	FY 2008 APPR	FY 2008		FY 2008 BALANCE	FY 2009 APPR	FY 2009		FY 2009 BALANCE	FY 2010 APPR	FY 2010		FY 2010 BALANCE	FY 2011 APPR	FY 2011		FY 2011 BALANCE
				EXPS	ENCS			EXPS	ENCS			EXPS	ENCS			EXPS	ENCS			EXPS	ENCS			EXPS	ENCS	
	AGAT																									
1	Erskin Drive/Osborne Street	5224D061090IB2B1	115,000	24,555	90,445	0	614	614	0	0	0	0	0	0	0	0	0	0	0	0	0	0	0	0	0	0
2	San Vicente Avenue	5224D061090IB2B2	113,100	24,744	88,356	0	495	495	0	0	0	0	0	0	0	0	0	0	0	0	0	0	0	0	0	0
3	Calle De Los Marterez	5224D061090IB2B3	75,800	15,841	59,959	0	317	317	0	0	129,206	0	0	129,206	129,206	129,206	0	0	0	0	0	0	0	0	0	0
4	Father Follard Street	5224D061090IB2B4	157,000	28,419	128,581	0	495	495	0	0	71,631	0	0	71,631	71,631	71,631	0	0	0	0	0	0	0	0	0	0
5	Duenas Street	5224D061090IB2B5	75,700	14,694	61,006	0	337	337	0	0	0	0	0	0	0	0	0	0	0	0	0	0	0	0	0	0
6	San Roque Street	5224D061090IB2B6	136,000	25,483	110,517	0	68,443	614	65,829	0	0	0	0	0	0	0	0	0	0	0	0	0	0	0	0	0
7	San Isidro Street	5224D061090IB2B7	48,500	9,046	39,454	0	39,454	218	39,236	0	0	0	0	0	0	0	0	0	0	0	0	0	0	0	0	0
8	West Santa Ana Avenue	5224D061090IB2B8	82,000	17,922	64,078	0	203,241	203,241	0	0	0	0	0	0	0	0	0	0	0	0	0	0	0	0	0	0
9	Bruce Street	5224D061090IB2B9	27,700	5,185	22,515	0	22,515	119	22,396	0	0	0	0	0	0	0	0	0	0	0	0	0	0	0	0	0
10	Perry Street	5224D061090IB2B0	24,200	4,936	19,264	0	19,264	119	19,145	0	0	0	0	0	0	0	0	0	0	0	0	0	0	0	0	0
11	Kalachucha Street	5224D061090IB2BA				0	83,994	83,607	388	0	0	0	0	0	0	0	0	0	0	0	0	0	0	0	0	0
12	Umang Road	5224D061090IB2BB				0	104,335	104,335	0	0	0	0	0	0	0	0	0	0	0	0	0	0	0	0	0	0
13	Kiko Chela Road	5224D061090IB2BC				0	57,491	42,424	15,068	0	0	0	0	0	0	0	0	0	0	0	0	0	0	0	0	0
14	South Perino Street	5224D061090IB2BD				0	44,055	5,280	38,775	0	0	0	0	0	0	0	0	0	0	0	0	0	0	0	0	0
15	Chalan Kiko Chelo	5224D061090IB2BH				0	41,125	32,615	8,510	0	8,510	0	8,510	0	8,510	8,510	0	0	0	0	0	0	0	0	0	0
15	GRAND TOTAL		\$855,000	\$170,825	\$684,175	\$0	\$684,175	\$474,828	\$209,347	\$0	\$209,347	\$0	\$8,510	\$200,837	\$209,347	\$209,347	\$0	\$0	\$0	\$0	\$0	\$0	\$0	\$0	\$0	\$0

No. of Projects	NAME OF VILLAGE/STREET NAME	ACCOUNT NO	FY 2006 APPR	FY 2006		FY 2006 BALANCE	FY 2007 APPR	FY 2007		FY 2007 BALANCE	FY 2008 APPR	FY 2008		FY 2008 BALANCE	FY 2009 APPR	FY 2009		FY 2009 BALANCE	FY 2010 APPR	FY 2010		FY 2010 BALANCE	FY 2011 APPR	FY 2011		FY 2011 BALANCE
				EXPS	ENCS			EXPS	ENCS			EXPS	ENCS			EXPS	ENCS			EXPS	ENCS			EXPS	ENCS	
	INARAJAN																									
1	Ija Subdivision	5224D061090IB2H1	1,478,000	1,271,613	206,387	0	206,387	143,387	63,000	0	173,205	173,205	0	0	0	0	0	0	0	0	0	0	0	0	0	0
2	Y Pecca Lane with estimated area	5224D061090IB2H2	22,000	22,000	0	0	0	0	0	0	0	0	0	0	0	0	0	0	0	0	0	0	0	0	0	0
3	Y Pecca Ln(Rd. alignmt due to exist	5224D061090IB2H3	42,000	42,000	0	0	0	0	0	0	0	0	0	0	0	0	0	0	0	0	0	0	0	0	0	0
4	Tun Santiago/N. Paulino St(Rt.4 to	5224D061090IB2H4	101,400	101,400	0	0	0	0	0	0	0	0	0	0	0	0	0	0	0	0	0	0	0	0	0	0
4	GRAND TOTAL		\$1,643,400	\$1,437,013	\$206,387	\$0	\$206,387	\$143,387	\$63,000	\$0	\$173,205	\$173,205	\$0	\$0	\$0	\$0	\$0	\$0	\$0	\$0	\$0	\$0	\$0	\$0	\$0	\$0

No. of Projects	NAME OF VILLAGE/STREET NAME	ACCOUNT NO	FY 2006 APPR	FY 2006		FY 2006 BALANCE	FY 2007 APPR	FY 2007		FY 2007 BALANCE	FY 2008 APPR	FY 2008		FY 2008 BALANCE	FY 2009 APPR	FY 2009		FY 2009 BALANCE	FY 2010 APPR	FY 2010		FY 2010 BALANCE	FY 2011 APPR	FY 2011		FY 2011 BALANCE
				EXPS	ENCS			EXPS	ENCS			EXPS	ENCS			EXPS	ENCS			EXPS	ENCS			EXPS	ENCS	
	MERIZO																									
1	Joseph A. Cruz Avenue	5224D061090IB2J1	320,900	68,718	252,182	0	252,182	252,182	0	0	0	0	0	0	0	0	0	0	0	0	0	0	0	0	0	0
2	Benny Espinosa Avenue	5224D061090IB2J2	176,200	34,359	141,841	0	141,841	141,841	0	0	2,700	2,700	0	0	0	0	0	0	0	0	0	0	0	0	0	0
3	Jesus Quinene Avenue	5224D061090IB2J3	306,800	65,748	241,052	0	241,052	241,052	0	0	0	0	0	0	0	0	0	0	0	0	0	0	0	0	0	0
4	Jose Baza Street	5224D061090IB2J4	32,100	6,206	25,894	0	25,894	25,894	0	0	0	0	0	0	0	0	0	0	0	0	0	0	0	0	0	0
5	Geronimo Tainatongo St	5224D061090IB2J5	59,800	10,864	48,936	0	48,936	48,936	0	0	0	0	0	0	0	0	0	0	0	0	0	0	0	0	0	0
5	GRAND TOTAL		\$895,800	\$185,894	\$709,906	\$0	\$709,906	\$709,906	\$0	\$0	\$2,700	\$2,700	\$0	\$0	\$0	\$0	\$0	\$0	\$0	\$0	\$0	\$0	\$0	\$0	\$0	\$0

No. of Projects	NAME OF VILLAGE/STREET NAME	ACCOUNT NO	FY 2006 APPR	FY 2006		FY 2006 BALANCE	FY 2007 APPR	FY 2007		FY 2007 BALANCE	FY 2008 APPR	FY 2008		FY 2008 BALANCE	FY 2009 APPR	FY 2009		FY 2009 BALANCE	FY 2010 APPR	FY 2010		FY 2010 BALANCE	FY 2011 APPR	FY 2011		FY 2011 BALANCE
				EXPS	ENCS			EXPS	ENCS			EXPS	ENCS			EXPS	ENCS			EXPS	ENCS			EXPS	ENCS	
	SANTA RITA																									
1	Joaquin Diaz Drive	5224D061090IB2M1	22,100	3,524	18,576	0	18,576	18,576	0	0	34,836	0	27,388	7,448	33,472	33,472	0	0	0	0	0	0	0	0	0	0
2	Pale Ferdinand Way	5224D061090IB2M2	167,800	37,382	130,438	0	130,438	130,438	0	0	900	0	900	0	900	900	0	0	0	0	0	0	0	0	0	0
3	Cross Island Road	5224D061090IB2M3	23,900	4,235	19,665	0	19,665	19,665	0	0	0	0	0	0	0	0	0	0	0	0	0	0	0	0	0	0
4	Felix T. Dydasco Drive	5224D061090IB2M4	30,400	5,636	24,764	0	24,764	24,764	0	0	0	0	0	0	0	0	0	0	0	0	0	0	0	0	0	0
5	Vicente Borja Drive	5224D061090IB2M5	38,400	7,048	31,352	0	31,352	31,352	0	0	0	0	0	0	0	0	0	0	0	0	0	0	0	0	0	0
6	Juan Cruz Drive	5224D061090IB2M6	73,500	16,919	56,581	0	56,581	56,581	0	0	0	0	0	0	0	0	0	0	0	0	0	0	0	0	0	0
7	Pale Medina Street	5224D061090IB2M7	27,200	4,940	22,260	0	22,260	22,260	0	0	0	0	0	0	0	0	0	0	0	0	0	0	0	0	0	0
8	Sgt. E. Cruz Street	5224D061090IB2M8	78,200	16,223	61,977	0	61,977	61,977	0	0	900	0	900	0	900	900	0	0	0	0	0	0	0	0	0	0
9	Namo Falls Drive	5224D061090IB2M9	63,200	12,685	50,515	0	50,515	50,515	0	0	0	0	0	0	0	0	0	0	0	0	0	0	0	0	0	0
10	Blas De La Cruz Street	5224D061090IB2M0	88,300	18,331	69,969	0	69,969	69,969	0	0	450	0	450	0	450	450	0	0	0	0	0	0	0	0	0	0
10	GRAND TOTAL		\$613,000	\$126,903	\$486,097	\$0	\$486,097	\$486,097	\$0	\$0	\$37,086	\$0	\$29,638	\$7,448	\$36,722	\$36,722	\$0	\$0	\$0	\$0	\$0	\$0	\$0	\$0	\$0	\$0



DEPARTMENT OF PUBLIC WORKS - ADMINISTRATION DIVISION  
PROJECT ACCOUNTING STATUS REPORT - DETAIL

ISLAND-WIDE VILLAGE STREET RESTORATION (DESIGN-BUILD)  
PROJECT NOS. PR5-001-TER/002-TER  
(L.O. HIGHWAY BOND 2001A-CPF)

No. of Projects	NAME OF VILLAGE/STREET NAME	ACCOUNT NO	FY 2006	FY 2006		FY 2006	FY 2007	FY 2007		FY 2007	FY 2006	FY 2008		FY 2006	FY 2009	FY 2009		FY 2009	FY 2010	FY 2010		FY 2010	FY 2011	FY 2011		FY 2011
			APPR.	EXPS	ENCS	BALANCE	APPR.	EXPS	ENCS	BALANCE	APPR.	EXPS	ENCS	BALANCE	APPR.	EXPS	ENCS	BALANCE	APPR.	EXPS	ENCS	BALANCE	APPR.	EXPS	ENCS	BALANCE
	TALOFOFO																									
1	Rt4A-Ernest P. Santos Street	5224D061090IB2O1	96,500	86,433	10,067	0	10,067	10,067	0	0	0	0	0	0	0	0	0	0	0	0	0	0	0	0	0	
2	Route 4A-Jose P. Cruz Street	5224D061090IB2O2	136,000	33,374	102,626	0	102,626	102,626	0	0	0	0	0	0	0	0	0	0	0	0	0	0	0	0	0	
3	Wt. Johnny Tailague Street	5224D061090IB2O3	30,800	6,206	24,594	0	24,594	24,594	0	0	0	0	0	0	0	0	0	0	0	0	0	0	0	0	0	
4	Mariano M. Blas Street	5224D061090IB2O4	31,500	6,208	25,294	0	25,294	25,294	0	0	0	0	0	0	0	0	0	0	0	0	0	0	0	0	0	
5	Cabrera Lane	5224D061090IB2O5	40,100	7,761	32,339	0	32,339	32,339	0	0	0	0	0	0	0	0	0	0	0	0	0	0	0	0	0	
6	Nauta Lane	5224D061090IB2O6	36,000	6,206	29,794	0	29,794	29,794	0	0	0	0	0	0	0	0	0	0	0	0	0	0	0	0	0	
7	Ralph Santos Street	5224D061090IB2O7	42,600	9,321	33,279	0	33,279	33,279	0	0	0	0	0	0	0	0	0	0	0	0	0	0	0	0	0	
8	Ralph Benavente Street	5224D061090IB2O8	36,200	35,143	1,057	0	1,057	1,057	0	0	0	0	0	0	0	0	0	0	0	0	0	0	0	0	0	
9	Rte 4 Anti-Skid Jeff	5224D061090IB2O9	117,000	0	0	117,000	117,000	0	0	117,000	0	0	0	0	0	0	0	0	0	0	0	0	0	0	0	
9	GRAND TOTAL		\$566,700	\$199,551	\$259,049	\$117,000	\$376,049	\$259,049	\$0	\$117,000	\$0	\$0	\$0	\$0	\$0	\$0	\$0	\$0	\$0	\$0	\$0	\$0	\$0	\$0	\$0	

No. of Projects	NAME OF VILLAGE/STREET NAME	ACCOUNT NO	FY 2006	FY 2006		FY 2006	FY 2007	FY 2007		FY 2007	FY 2008	FY 2008		FY 2008	FY 2009	FY 2009		FY 2009	FY 2010	FY 2010		FY 2010	FY 2011	FY 2011		FY 2011
			APPR	EXPS.	ENCS.		BALANCE	APPR	EXPS.		ENCS.	BALANCE	APPR		EXPS.	ENCS.	BALANCE		APPR	EXPS.	ENCS.		BALANCE	APPR	EXPS.	
	UMATAC																									
1	S-7 Mahamok Area	5224D061090IB2Q1	194,300	29,702	164,598	0	164,598	128,150	36,448	0	2,386	2,386	0	0	0	0	0	0	0	0	0	0	0	0	0	
2	Jagan Drive	5224D061090IB2Q2	33,300	5,947	27,353	0	27,353	26,721	632	0	273	100	0	173	173	0	0	173	173	0	0	173	173	0	0	
3	Jose Quinata St Cemetery	5224D061090IB2Q3	100,800	27,802	72,998	0	72,998	47,738	25,260	0	1,503	1,503	0	0	0	0	0	0	0	0	0	0	0	0		
4	Jose Q. Aguon Street	5224D061090IB2Q4	107,800	27,802	79,998	0	79,998	46,193	33,805	0	93	93	0	0	0	0	0	0	0	0	0	0	0	0		
5	George S. Sanchez Court	5224D061090IB2Q5	49,400	10,395	39,005	0	39,005	17,887	21,118	0	103	103	0	0	0	0	0	0	0	0	0	0	0	0		
6	Jesus A. Quidachay Street	5224D061090IB2Q6	22,600	4,316	18,284	0	18,284	17,755	529	0	529	0	0	529	131	0	0	131	131	0	0	131	131	0	0	
6	GRAND TOTAL		\$508,200	\$105,954	\$402,236	\$0	\$402,236	\$284,444	\$117,792	\$0	\$4,887	\$4,165	\$0	\$702	\$304	\$0	\$0	\$304	\$304	\$0	\$0	\$304	\$304	\$0	\$0	

No. of Projects	NAME OF VILLAGE/STREET NAME	ACCOUNT NO	FY 2006	FY 2006		FY 2006	FY 2007	FY 2007		FY 2007	FY 2008	FY 2008		FY 2008	FY 2009	FY 2009		FY 2009	FY 2010	FY 2010		FY 2010	FY 2011	FY 2011		FY 2011
			APPR	EXPS	ENCS	BALANCE	APPR	EXPS	ENCS	BALANCE	APPR	EXPS	ENCS	BALANCE	APPR	EXPS	ENCS	BALANCE	APPR	EXPS	ENCS	BALANCE	APPR	EXPS	ENCS	BALANCE
	YONA																									
1	Balajadia Rd & Pangelinan Rd	5224D061090IB2S1	41,000	8,845	32,155	0	32,155	30,898	1,257	0	46	0	0	46	46	0	0	46	46	0	0	46	46	0	0	46
2	Willy Quichocho Road	5224D061090IB2S2	55,100	8,108	46,992	0	46,992	46,992	0	0	0	0	0	0	0	0	0	0	0	0	0	0	0	0	0	
3	Teleforo Road	5224D061090IB2S3	172,300	36,834	135,466	0	135,466	135,466	0	0	0	0	0	0	0	0	0	0	0	0	0	0	0	0	0	
4	Fair Way Drive	5224D061090IB2S4	37,400	6,946	30,454	0	30,454	30,454	0	0	66,620	64,632	1,988	0	1,988	1,988	0	0	0	0	0	0	0	0	0	
4	GRAND TOTAL		\$305,800	\$60,732	\$245,068	\$0	\$245,068	\$243,811	\$1,257	\$0	\$66,666	\$64,632	\$1,988	\$46	\$2,034	\$1,988	\$0	\$46	\$46	\$0	\$0	\$46	\$46	\$0	\$0	\$46